

MOTORE / ENGINE

GRUPPI TERMICI (2) - GUARNIZIONI (45) - GUARNIZIONI MOTO D'EPOCA (94) - PISTONI FUSI, FORGIATI E GABBIE RULLI (105)
ALBERI MOTORE E BIELLE (108) - FILTRI OLIO (118) FILTRI ARIA (144) - FILTRI ARIA DNA (165)
LAMELLE BOYESEN (182)
KIT VALVOLE LAMELLARI / COLLETTORI / LAMELLE IN CARBONIO (184)
CARBURATORI / GETTI PER CARBURATORI DELL'ORTO / POLMONI DI ALIMENTAZIONE (192)

CYLINDER KITS (2) - GASKETS (45) - VINTAGE MOTORCYCLE GASKETS (94) - CAST-LITE, FORGED PISTONS AND NEEDLE BEARINGS (105)
CRANCKSHAFT AND CONNECTING RODS (108) - OIL FILTERS (118) - AIR FILTERS (144) - DNA AIR FILTERS (165)
BOYESEN POWER REEDS (182)
INTAKE REED VALVES KIT / MANIFOLDS / CARBON REED VALVES (184)
CARBURETTORS / JETS FOR DELL'ORTO CARBURETTORS / FEEDING BAGS (192)

GRUPPO TRASMISSIONE / TRANSMISSION COMPONENTS

VARIATORI / CORRETTORI DI COPPIA / CINGHIE / CINGHIE PLATINUM (195)
PERNI RUOTA (221) - RAPPORTI ALLUNGATI (223) - RULLI (232) - MOLLE (240)

VARIATORS / TORQUE DRIVERS / TRANSMISSION BELTS / PLATINUM TRANSMISSION BELTS (195)
WHEEL PIVOTS (221) - GEARS (223) - ROLLERS (232) - SPRINGS (240)

GRUPPO SCARICO / EXHAUST COMPONENTS

MARMITTE E SILENZIATORI (249)

EXHAUST PIPES AND SILENCERS (249)

SOSPENSIONI / SUSPENSION

PARAOLIO E PARAPOLVERE FORCELLA (259) - CUSCINETTI STERZO (324) - CUSCINETTI RUOTA (326)

OIL AND DUST FORK SEALS (259) - STEERING STEM BEARINGS (324) - WHEEL BEARINGS (326)

PARTICOLARI SFUSI / LOOSE ITEMS

KIT RONDELLE (360) - CUSCINETTI SFUSI (362) - PARAOLIO SFUSI (365)

WASHER KIT (360) - LOOSE BEARINGS (362) - SEAL BULK (365)

FRENI / BRAKES

AP RACING (372)

AP RACING (372)

NOTE / NOTE

NOTE (373)

NOTE (373)





PUNTI DI FORZA

1. Progettazione con software di Modellazione Solida 3D che permette simulazione e verifica delle sollecitazioni meccaniche.
2. Cilindro fuso in stampo d'acciaio con una speciale lega d'Aluminio, lavorato con macchine CNC per garantire in tutte le lavorazioni tolleranze centesimali.
3. Vasche d'acqua progettate per aumentarne la capacità.
4. Canna cilindro trattata superficialmente con una speciale miscela di Nichel e Silicio per garantire massima scorrevolezza del pistone e la massima durata del cilindro.
5. Lappatura eseguita in sale climatizzate a 20°C, per un perfetto controllo degli alesaggi e un accurato sistema di controllo qualità di ogni singolo cilindro.
6. Piani d'appoggio del cilindro perfettamente paralleli per eliminare qualsiasi problema di accoppiamento.



POINTS OF STRENGTH

1. Projects use 3D Solid Modelling software creating virtual simulation and verification of mechanical stresses.
2. Aluminium cylinder cast in steel moulds and manufactured by CNC machines to assure millesimal tolerances during all manufacturing phases.
3. Redesigned water jackets to increase capacity
4. Cylinder liner with a special silicon carbide and nickel coating mixture to grant the best fluidity of the piston and durability of the cylinder.
5. Lapping performed in rooms with indoor temperatures of around 20 degrees, in order to have an excellent control of the boring and of each cylinder quality.
6. Cylinder support surfaces are perfectly parallels in order to eliminate any matching inaccuracy.



POINTS FORTS

1. Projet développé par software de Modelage Solide 3D qui permet de simuler et vérifier les sollicitations mécaniques.
2. Le cylindre en aluminium est réalisé avec des moules en acier et usiné par des machines CNC qui garantissent des tolérances millésimales pendant toutes les phases d'usinage
3. Chambres d'eau étudiées pour augmenter leur capacité.
4. Noyaux cylindre traités superficiellement avec un mélange spéciale de Nickel-Silice pour assurer la meilleure fluidité du piston et la durée du cylindre.
5. Usinage réalisé en chambre climatisés à 20°C, pour un parfait contrôle des alésages et de la qualité de chaque cylindre.
6. Plans de fixations du cylindre parfaitement parallèles afin d'éliminer tous problèmes d'accouplement.



PUNTOS DE FUERZA

1. Planificación con software de diseño de sólidos 3D que permite la simulación y la comprobación de los esfuerzos mecánicos.
2. Cilindro fundido en molde de acero con una especial aleación de aluminio, mecanizado con maquinas CNC para garantizar en todo el proceso tolerancias centesimales.
3. Pasos de agua rediseñados para aumentar la capacidad de refrigeración.
4. Superficie interna del cilindro tratada con una especial mezcla de Níquel y Silicio para garantizar la máxima fluidez del pistón y la máxima duración del cilindro.
5. Lapeado realizado en salas climatizadas a 20°C para un perfecto control de las tolerancias y un cuidadoso sistema de control calidad de cada uno de los cilindros.
6. Planos de apoyo del cilindro perfectamente paralelos para eliminar cualquier problema de acoplamiento con el cárter y la culata.

APPLICAZIONI APPLICATIONS	QUADRO N° CHART NR.
AGRALE	
50 cc. CITY 50	29
50 cc. DAKAR 50	29
50 cc. FORCE 50	29
50 cc. TCHAU 50	29
APRILIA	
50 cc. AF1 50	45
50 cc. AMICO 50	1996 - 1998 6
50 cc. AREA 51 LC	1998 - 2000 5 / 9
50 cc. ET 50 TUAREG / RALLY	45
50 cc. GULLIVER 50	7
50 cc. GULLIVER 50 LC	5 / 9
50 cc. RALLY 50	1995 - 2003 7
50 cc. RALLY 50 LC	1996 - 1999 5 / 9
50 cc. RED ROSE 50	1992 45
50 cc. RED ROSE 50	11 / 12
50 cc. RS 50	1993 - 2005 11 / 12
50 cc. RS 50	2006 - 2010 13
50 cc. RS4 50	2011 13
50 cc. RX 50	1989 - 2006 11 / 12
50 cc. RX 50	2006 - 2012 13
50 cc. SCARABEO 2T 50	2010 - 2012 2
50 cc. SCARABEO 50	1993 - 2005 7
50 cc. SONIC GP	1998 - 2008 5 / 9
50 cc. SONIC 50	1998 - 2007 7
50 cc. SPORT CITY ONE 50 2T	2008 - 2010 2
50 cc. SR NETSCAPER 50 LC	5 / 9
50 cc. SR R FACTORY	2010 - 2012 1 / 8
50 cc. SR STREET	2003 - 2012 1 / 8
50 cc. SR WWW 50	7
50 cc. SR 50 / REPLICIA ARIA	1994 - 2001 7
50 cc. SR 50 / REPLICIA LC	5 / 9
50 cc. SR 50 (FINO 1994 MOT. VERT.)	0 - 1994 6
50 cc. SR 50 LC	1994 - 2000 5 / 9
50 cc. SR 50 RACING LC	5 / 9
50 cc. SR 50 STEALTH LC	5 / 9
50 cc. SX 50	2006 - 2011 13
125 cc. ATLANTIC 125	2003 - 2008 3
125 cc. SCARABEO 125 4T	2003 - 2008 3
125 cc. SPORT CITY CUBE 125	2010 - 2011 3
125 cc. SPORT CITY 125	2006 - 2008 3
200 cc. ATLANTIC 200 4T LC	2003 - 2005 3
200 cc. SPORT CITY CUBE 200	2009 - 2010 3
200 cc. SPORT CITY 200	2004 - 2008 3
ATALA	
50 cc. BYTE AT 10 50	29
50 cc. CAROSELLO 50	7
50 cc. HACKER AT12-RACING 50	29
BENELLI	
50 cc. K2 50	1998 - 2001 7
50 cc. K2 50 LC	1998 - 2001 5 / 9
50 cc. PEPE 50	1999 - 2001 7
50 cc. 491 GT 50 AIR COOLED	1998 - 1999 7
50 cc. 491 NAKED 50	2002 7
50 cc. 491 RACING 50 LC	1998 - 1999 5 / 9
50 cc. 491 RR 50 LC	1999 - 2001 5 / 9
50 cc. 491 SP 50 LC	1999 5 / 9
50 cc. 491 SPORT 50 LC	1998 - 1999 5 / 9
50 cc. 491 ST 50	1999 - 2001 7
BETA	
50 cc. ARK PRO RACE 50 LC	5 / 9
50 cc. ARK SERIE K 50 LC	1998 - 2008 5 / 9
50 cc. ARK 50	1996 - 2008 7
50 cc. ARK 50 LC	1996 - 2003 5 / 9
50 cc. EIKON 50 LC	1999 - 2003 5 / 9
50 cc. QUADRA CHRONO 502 50	1995 - 1999 7
50 cc. TEMPO 50	1994 - 1999 7
BIMOTOR	
50 cc. FREE TIME 50	44
50 cc. FREE TIME 50	61
BRANDY	
50 cc. JAGUAR 50	7
50 cc. JT 50	7
BS VILLA	

APPLICAZIONI APPLICATIONS	QUADRO N° CHART NR.
50 cc. AX 50	7
50 cc. DIO GZ 50	7
50 cc. DIO ZX 50	1994 20
50 cc. DIO ZX 50	21
BS'V	
50 cc. DIO GP 50	21
50 cc. DIO GX 50	20
50 cc. DIO JX 50	7
50 cc. DIO SP 50	21
50 cc. DIO SR 50	21
650 cc. CAGIVA RAPTOR	2001-2005 pag.43
650 cc. CAGIVA RAPTOR 650 I.E.	2006-UP pag.43
CALOI	
50 cc. MOBYLETTE 50	40
CASAL	
50 cc. 2-4 VELOCITA 50	30
CPI	
50 cc. ARAGON / ARAGON GP 50	26
50 cc. HUSSAR 50	7
50 cc. HUSSAR 50	2003 26
50 cc. OLIVER 50	2003 26
50 cc. POPCORN 50	7
50 cc. POPCORN 50	2003 26
DERBI	
50 cc. ATLANTIS O2 50	2002 2
50 cc. ATLANTIS O2 BULLET 50	2003 - 2005 2
50 cc. ATLANTIS O2 CITY 50	2003 - 2006 2
50 cc. ATLANTIS O2 TWO CHIC 50	2005 2
50 cc. ATLANTIS 50 EU2 2T	2007 - 2009 2
50 cc. ATLANTIS 50 EU2 4T	2007 2
50 cc. BOULEVARD 50 EU2 2T	2009 - 2012 2
50 cc. BULTACO 50 LOBITO / ASTRO	15
50 cc. GPR NUDE & NUDE TUNING	2006 - 2008 13
50 cc. GPR NUDE SPORT	2006 13
50 cc. GPR R EU2	2006 - 2008 13
50 cc. GPR R REPLICIA MALOSSI	2007 13
50 cc. GPR REPLICIA & GPR R E2	2006 - 2008 13
50 cc. GPR REPLICIA PESEK EU2	2007 13
50 cc. GPR 50 EU2	2009 - 2010 13
50 cc. GPR 50 R	15
50 cc. GPR 50 RACING / E2	2006 13
50 cc. GPR 50 REPLICIA	2006 13
50 cc. GP1 50 LC	2001 - 2003 1 / 8
50 cc. SENDA HYP DRD EVO	2008 13
50 cc. SENDA R DRD PRO E2	2006 - 2011 13
50 cc. SENDA R DRD RACING E2	2005 - 2008 13
50 cc. SENDA R X-RACE E2	2006 - 2010 13
50 cc. SENDA R X-TREM EU2	2007 - 2010 13
50 cc. SENDA R X-TREM E2	2005 - 2006 13
50 cc. SENDA SM DRD PRO E2	2006 - 2011 13
50 cc. SENDA SM DRD RACING E2	2004 - 2005 15
50 cc. SENDA SM DRD RACING E2	2006 - 2008 13
50 cc. SENDA SM DRD RACING LTD	2005 15
50 cc. SENDA SM DRD RACING LTD EU2	2005 15
50 cc. SENDA SM DRD RACING LTD EU2	2007 13
50 cc. SENDA SM X-RACE E2	2006 - 2007 13
50 cc. SENDA SM X-TREM EU2	2010 13
50 cc. SENDA SM 50	15
50 cc. SENDA X-RACE	2004 - 2005 15
50 cc. SENDA 50 R	15
50 cc. VAMOS 50	1993 - 1995 29
50 cc. VARIANT SPORT 2T	2012 2
125 cc. GPR 125	14
125 cc. GP1 EU2 125	2006 3
125 cc. GP1 LOW SEAT EU3	2007 - 2008 3
125 cc. RAMBLA	2008 3
EXPLORER	
50 cc. CRACKER 50	26
FAMMEL	
50 cc. FAMMEL 50	72
50 cc. FAMMEL 50	73
FANTIC	
50 cc. PONY SR 50	6
FRANCO MORINI	
48 cc. 2T T4	46

APPLICAZIONI APPLICATIONS	QUADRO N° CHART NR.
50 cc. GS 50	46
50 cc. G304 50	48
50 cc. 2T G30 LC	47
50 cc. 2T G30 LC	48
GARELLI	
50 cc. BIG WHEEL 50	6
50 cc. PONY 50	6
50 cc. SR 50	6
GENERIC	
50 cc. IDEO 50	26
50 cc. XOR COMPETITION 50	26
50 cc. XOR 50	26
GHIARONI	
50 cc. BROOKLIN XL 50	46
GILERA	
50 cc. CBA 50 SS	52
50 cc. CBA 50 SS	53
50 cc. DNA GP EXPERIENCE 50	2003 - 2004 1 / 8
50 cc. DNA 50 LC	2000 - 2007 1 / 8
50 cc. EASY MOVING 50	1995 - 1996 2
50 cc. EASY MOVING 50	77
50 cc. ICE 50	2001 - 2005 2
50 cc. RCR 50	15
50 cc. RCR 50	2006 - 2007 13
50 cc. RUNNER POGGIALI 50	2002 1 / 8
50 cc. RUNNER SP 50 / ST	2008 - 2010 1 / 8
50 cc. RUNNER SP 50 LC	2002 - 2006 1 / 8
50 cc. RUNNER SP 50 RACE	2006 1 / 8
50 cc. RUNNER SP 50 SC	2006 - 2007 1 / 8
50 cc. RUNNER 50 FL	2002 1 / 8
50 cc. RUNNER 50 LC	1997 - 2000 1 / 8
50 cc. SMT 50	15
50 cc. SMT 50	2006 - 2007 13
50 cc. STALKER NAKED	2008 2
50 cc. STALKER 50	1997 - 2011 2
50 cc. STORM 50	1994 - 1995 2
50 cc. STORM 50	77
50 cc. TYPHOON X / X KAT 50	1998 - 1999 2
50 cc. TYPHOON X / X KAT 50	77
50 cc. TYPHOON XR 50	2000 2
50 cc. TYPHOON 50	1994 - 1997 2
50 cc. TYPHOON 50	77
125 cc. DNA 125 4T	2001 3
125 cc. NEXUS EURO 3	2007 - 2008 3
125 cc. RUNNER VX 125 SC 4T	2005 - 2006 3
125 cc. RUNNER VX-VXR 125 4T LC	2005 - 2007 3
125 cc. RUNNER 4T ST EURO3 125	2008 - 2012 3
180 cc. DNA 180	2001 3
180 cc. RUNNER VX-VXR 180 4T	2000 - 2001 3
200 cc. RUNNER VXR 200 EU3	2002 - 2011 3
HONDA	
50 cc. CAMINO 50	31
50 cc. DIO G / GP 50	21
50 cc. DIO SP 50	21
50 cc. DIO ZX 50 HORIZONTAL	1994 - 2003 20
50 cc. DIO ZX 50 VERTICAL	21
50 cc. GX 50	20
50 cc. MB 50 S	33
50 cc. MT 50 AC	33
50 cc. MTX 50 AC	32
50 cc. NH 50 LEAD SS / MR / MSE	23
50 cc. NSR 50	32
50 cc. PK 50 WALLARO	50
50 cc. PX 50 L / LS	31
50 cc. PXR 50	31
50 cc. SA VISION MET-IN 50	22
50 cc. SA 50 VISION I / II SERIE	22
50 cc. SC01 50	21
50 cc. SC01L 50	21
50 cc. SFX 50	19
50 cc. SGX SKY 50	23
50 cc. SH 50	1996 - 1999 19
50 cc. SH 50	1987 - 1993 23
50 cc. SJ 50 BALI	19

APPLICAZIONI APPLICATIONS	QUADRO N° CHART NR.
50 cc. SR 50 DIO	21
50 cc. SRX 50 SHADOW	21
50 cc. SXR 50	21
80 cc. MB 80 AC	34
80 cc. MBX 80 LC	35
80 cc. MT 80 AC	34
80 cc. MTX R 80 LC	35
80 cc. MTX 80 AC	34
80 cc. NSR 80 R LC	35
125 cc. CBR R 125	2004 - 2006 24
125 cc. CBR R 125	2007 - 2008 25
125 cc. MTX R2H 125	37
125 cc. NS 125 F	37
125 cc. NSR 125 F / R	1988 - 2000 36
HSC	
50 cc. SC01 50	21
50 cc. SC01L 50	21
HYOSUNG	
50 cc. CUB 50	29
50 cc. SUPER CAB 50	29
ITALJET	
50 cc. ADLY 50	23
50 cc. ASCOT 50	6
50 cc. ASTRA 50	6
50 cc. BA 50 BAZOOKA 1	6
50 cc. DRAGSTER 50 LC	1998 - 2000 5 / 9
50 cc. FORMULA 50	1994 - 2000 29
50 cc. JET SET 50	2001 - 2003 2
50 cc. PISTA 2 YANKEE 50	1995 - 1996 6
50 cc. PISTA1 50	1995 6
50 cc. REPORTER 50	6
50 cc. SCOOP 2/3 50	6
50 cc. TORPEDO NEW (2T) 50	2001 - 2003 2
50 cc. TORPEDO 50	1997 - 1999 29
50 cc. VELOCIFERO 50	1993 - 1999 29
KEEWAY	
50 cc. F-ACT 50	26
50 cc. HURRICANE EURO2 50	26
50 cc. MATRIX 50	26
KINETIC	
50 cc. DOUBLE PLUS 50	52
50 cc. DOUBLE PLUS 50	53
50 cc. TFR PLUS 50	52
50 cc. TFR PLUS 50	53
KL	
50 cc. CLUB 50	7
50 cc. RACER 50	7
KOTIR	
50 cc. SR 50	6
KTM	
50 cc. CHRONO 50	6
50 cc. GO 50	7
50 cc. K 50	7
125cc. DUKE 125	2011 - 2013 pag.8
KYMCO	
50 cc. CX 50	1993 21
50 cc. CX 50 SUPER	1994 - 1997 21
50 cc. DJ 50 W	1994 - 2000 21
50 cc. DJ 50 X	1991 - 1992 21
50 cc. DJ 50 Y	1993 21
50 cc. FEVER ZX EURO2 50	2003 - 2004 21
50 cc. FEVER ZX 50	1999 - 2000 21
50 cc. KB 50	1995 - 2000 21
50 cc. K12 50	1995 - 2000 21
250 cc. B&W EURO2 250	27
250 cc. GRAND DINK 250	27
250 cc. YUP 250	27
LEM	
50 cc. FLASH 50	6
50 cc. GHIBLI 50	6
50 cc. TORNADO SS1 50	6
M. LOTUS	
50 cc. MIRAGE 50	29

APPLICAZIONI APPLICATIONS	QUADRO N° CHART NR.
MACAL	
50 cc. CY STING 50	7
50 cc. DAKAR JUNIOR 50	45
50 cc. M83 50	44
50 cc. M83 50	61
50 cc. P4 R 50	44
50 cc. P4 R 50	61
50 cc. THUNDER 50	7
50 cc. TR 50	44
50 cc. TR 50	61
MALAGUTI	
50 cc. CENTRO SL KAT 50	1999 - 2000 7
50 cc. CENTRO SL 50	1994 - 1998 7
50 cc. CENTRO 50 BASE	1993 - 1994 7
50 cc. CIAK MASTER EU2	2006 7
50 cc. CIAK MASTER 50	2004 7
50 cc. CIAK MONO EURO 2 2.3 50	2003 7
50 cc. CIAK MONO EURO 2 50	2003 7
50 cc. CIAK TD 50	2000 - 2001 7
50 cc. CIAK 50	1999 - 2000 7
50 cc. CROSSER 50 CR1	1995 - 1998 29
50 cc. FIFTY FULL CX 50	1991 47
50 cc. FIFTY MISTRAL 50	1990 48
50 cc. FIFTY 50 HF / MIX	1989 - 1991 44
50 cc. FIFTY 50 HF / MIX	61
50 cc. F10 JET LINE 50 / KAT	1992 - 2000 7
50 cc. F10 RESTYLING / EURO2-2.3	2003 - 2004 7
50 cc. F10 RESTYLING EURO2 50	2002-2003/ - 2006 7
50 cc. F10 RESTYLING EU1 50	2001 - 2002 7
50 cc. F12 DIGIT 50 LC KAT	5 / 9
50 cc. F12 PHANTOM EURO1 50	1999 - 2000 7
50 cc. F12 PHANTOM EURO1 50 LC	1999 - 2000 5 / 9
50 cc. F12 PHANTOM RESTYLING EU1 50	2001 - 2002 7
50 cc. F12 PHANTOM RESTYLING EU1 50 LC	2001 - 2002 5 / 9
50 cc. F12 PHANTOM RESTYLING EU2 50	2002 7
50 cc. F12 PHANTOM RESTYLING EU2 50 LC	2002 5 / 9
50 cc. F12 PHANTOM RESTYLING EU2-2.3 50	2003 - 2004 7
50 cc. F12 PHANTOM 50	1994 - 1998 7
50 cc. F12 PHANTOM 50 KAT	1999 - 2000 7
50 cc. F12 PHANTOM 50 LC	1994 - 1998 5 / 9
50 cc. F12 PHANTOM 50 LC KAT	1999 - 2000 5 / 9
50 cc. F12 RESTYLING EU2 50	2006 7
50 cc. F12 50 PHANTOM LC TWIN DISK	1998 5 / 9
50 cc. F12R PHANTOM 50 AC	2007 - 2008 26
50 cc. F12R PHANTOM 50 LC	2007 - 2010 5 / 9
50 cc. F15 FIREFOX EURO2 50	2002 - 2003 5 / 9
50 cc. F15 FIREFOX TWIN DISKS & SPECIAL 50 LC	1998 - 1999 5 / 9
50 cc. F15 FIREFOX TWIN DISKS DIGIT 50 LC KAT	1998 - 2000 5 / 9
50 cc. F15 FIREFOX 50 AC	2005 - 2006 7
50 cc. F15 TDS RESTYLING EURO1 50 LC	2001 5 / 9
50 cc. F15 50 FIRE FOX LC / KAT	1996 - 1998 5 / 9
50 cc. MEX 50	45
50 cc. MFX 50	45
50 cc. MLX 50	45
50 cc. MRX 50	45
50 cc. YESTERDAY-YESTERDAY EURO 50	1997 - 2000 7
125 cc. MADISON 3 125	2006 - 2009 3
180 cc. MADISON R 180 4T LC	2001 - 2002 3
200 cc. MADISON S RESTYLING/EU2 200	2002 - 2003 3
200 cc. PHANTOM MAX 200	2003 3
MBK	
50 cc. AV10 50	40
50 cc. BOOSTER CW L SPIRIT 50	2003 6
50 cc. BOOSTER CW L 50	2001 - 2003 6
50 cc. BOOSTER CW NAKED 50	2003 6
50 cc. BOOSTER CW R ROAD 50	1994 - 1995 6
50 cc. BOOSTER CW RS NG EURO1 50	1999 - 2000 6
50 cc. BOOSTER CW RS NG 50	1995 - 2003 6
50 cc. BOOSTER CW RS NG 50 KAT	1999 - 2000 6
50 cc. BOOSTER CW RSP ROCKET 50	1997 - 1998 6
50 cc. BOOSTER CW RSX TRACK 50	1996 - 1998 6
50 cc. BOOSTER CW SP SPIRIT EURO2 50	2002 6
50 cc. BOOSTER CW SPIRIT EURO2 50	2002 - 2003 6
50 cc. BOOSTER CW SPIRIT 50	1996 - 2000 6
50 cc. BOOSTER CW 50	2001 - 2002 6

APPLICAZIONI APPLICATIONS	QUADRO N° CHART NR.
50 cc. CR 50 Z TARGET	1991 - 1995 6
50 cc. CS MACH G 50	2002 - 2004 7
50 cc. CT 50 S / SS SORRISO	1991 - 1995 6
50 cc. EW STUNT 50	2000 - 2002 6
50 cc. HOT CHAMP 50	7
50 cc. MOBY 51V 50	40
50 cc. URBAN TRIAL 50	11 / 12
50 cc. YA EQUALIS 50	7
50 cc. YA R FORTE 50	1994 - 1995 7
50 cc. YA TA NEW SORRISO 50	1995 - 1996 7
50 cc. YE EVOLIS 50	1992 - 1995 7
50 cc. YH 50 FLIPPER	1998 - 2002 7
50 cc. YH 50 FLIPPER CAT	1990 - 2000 7
50 cc. YH 50 FLIPPER EURO2	2003 - 2004 7
50 cc. YM 50 FIZZ	1994 - 1995 7
50 cc. YN R OVETTO EURO1 50	2002 - 2004 7
50 cc. YN R OVETTO EURO2 50	2002 - 2003 7
50 cc. YN R OVETTO 50	1997 - 2001 7
50 cc. YQ L NITRO JAGUAR 50	2004 5 / 9
50 cc. YQ NITRO EURO2 50	2003 5 / 9
50 cc. YQ NITRO 50 LC / CAT	1997 - 2004 5 / 9
MINARELLI	
49 cc. 2T P4 / P4 SPORT 50	44
49 cc. 2T P4 / P4 SPORT 50	61
49 cc. 2T P6 ARIA MCS	44
49 cc. 2T P6 ARIA MCS	61
49 cc. 2T P6 RADIALE CROMATO	44
49 cc. 2T P6 RADIALE CROMATO	61
50 cc. AM3-4-5-6 50	11 / 12
50 cc. G1R 50	44
50 cc. G1R 50	61
50 cc. MOTORE P4R	44
50 cc. RV3A 50	45
50 cc. RV4A 50	45
MONDIAL	
50 cc. M1 50	29
MORINI	
50 cc. RV 50	46
MOTO GAC	
50 cc. WINNER 50	47
MOTOESA	
50 cc. PUCH 50	58
50 cc. PUCH 50	59
50 cc. PUCH 50	60
MOTRON	
50 cc. COMPACT RACING ES 50	45
50 cc. COMPACT 50 RZ1	45
50 cc. FLASH 50	45
50 cc. GL4 FLASH 50	44
50 cc. GL4 FLASH 50	61
50 cc. GTO 50	45
50 cc. STING 50	7
50 cc. SYNCRO 50	7
50 cc. THUNDER 50	7
OMC	
50 cc. MUDROY 50	46
PERIPOLI	
50 cc. HIC 50	46
50 cc. HR 50	46
50 cc. OXFORD 50	46
PEUGEOT	
50 cc. BUXY 50	1994 - 1997 18
50 cc. ELYSEO 50	1999 18
50 cc. FOX 50 / L	50
50 cc. GL10 50	50
50 cc. LOOXOR 50	2001 - 2003 18
50 cc. LUDIX 50	2005 17
50 cc. METAL-X 50	2002 18
50 cc. MOD.103	50
50 cc. SC 50 METROPOLIS LM	1991 23
50 cc. SPEEDAKE 50	1995 - 1997 18
50 cc. SPEEDFIGHT 50	1997 - 1998 18
50 cc. SPEEDFIGHT 50 KAT	1999 18

APPLICAZIONI APPLICATIONS	QUADRO N° CHART NR.
50 cc. SPEEDFIGHT 50 LC	2005 - 2006 16
50 cc. SQUAB 50	1995 - 1997 18
50 cc. ST 50 RAPIDO/ L / L2 / 3	1985 - 1993 22
50 cc. SV 50 GEO	1991 - 1995 18
50 cc. TREKKER 50 / ROAD	1998 - 2000 18
50 cc. VIVACITY SERIE SPECIALI 50	2002 18
50 cc. VIVACITY VSX-XR 50	2002 - 2004 18
50 cc. VIVACITY 50	1999 18
50 cc. VIVACITY 50 KAT	1999 - 2002 18
50 cc. X-FIGHT 50	2000 18
50 cc. XP6 50	11 / 12
50 cc. ZENITH 50 LN / LS / N	1994 - 1998 18
50 cc. 103 MVL 50	50
50 cc. 104 I.S.	50
50 cc. 105 50	50
PGO	
50 cc. BIG MAX 50 / SPORT	7
50 cc. COMET 50	28
50 cc. GALAXY 50	28
50 cc. STAR II 50	28
50 cc. SUPER FIFTY 50	7
PIAGGIO	
50 cc. APE 50 / P / TM P / 2.5 Q.	54
50 cc. BOXER 50 BRAVO	52
50 cc. BOXER 50 BRAVO	53
50 cc. BRAVO 50	52
50 cc. BRAVO 50	53
50 cc. CBA 50	52
50 cc. CIAO 50 / PX / FL / TEEN / FREE	52
50 cc. CIAO 50 / PX / FL / TEEN / FREE	53
50 cc. DIESIS 50	2001 2
50 cc. ECO 50	52
50 cc. FLY 50 2T	2005 2
50 cc. FREE DELIVERY 50	2000 - 2001 2
50 cc. FREE 50	1992 - 1994 2
50 cc. FREE 50	77
50 cc. FREE 50 FL	1995 - 2002 2
50 cc. GRILLO 50	52
50 cc. GRILLO 50	53
50 cc. LIBERTY MOC 50 2T	2009 - 2011 2
50 cc. LIBERTY 50	1997 - 2005 2
50 cc. LIBERTY 50 PTT EU2 2T	2004 - 2005 2
50 cc. LIBERTY 50 RST 2T	2004 2
50 cc. NRG MC3 50 AIR	2001 - 2004 2
50 cc. NRG MC3 50 LC	2001 - 2004 1 / 8
50 cc. NRG POWER DD 50	2005 - 2010 1 / 8
50 cc. NRG 50 / RST MC2 LC	1996 - 1998 1 / 8
50 cc. NRG 50 EXTREME	1999 - 2000 2
50 cc. NRG 50 EXTREME LC	1999 - 2000 1 / 8
50 cc. NRG 50 LC	1994 - 1996 1 / 8
50 cc. NRG 50 MC3 DD LC	2001 1 / 8
50 cc. NTT 50 LC	1995 - 1996 1 / 8
50 cc. PUCH 1 50	58
50 cc. PUCH 1 50	59
50 cc. PUCH 1 50	60
50 cc. QUARTZ 50	1992 - 1996 1 / 8
50 cc. SCATTO 50	1992 - 1993 4
50 cc. SFERA 50 / BASE	1991 - 1993 2
50 cc. SFERA 50 / BASE	77
50 cc. SFERA 50 MAQUILLAGE 2	1994 2
50 cc. SFERA 50 RST	1995 - 1997 2
50 cc. SFERA 50 RST	77
50 cc. SI 50 FL2 / MIX	52
50 cc. SI 50 FL2 / MIX	53
50 cc. TYPHOON 2T E2	2010 - 2012 2
50 cc. TYPHOON 5 KAT ARIA	2001 - 2004 2
50 cc. VESPA LX 50 2T	2005 - 2011 2
50 cc. VESPA PK 50 / S / SS / SE	54
50 cc. VESPA S 2T	2007 - 2011 2
50 cc. VESPA XL 50	54
50 cc. VESPA 50 ET2 - CARBURATORE	1997 - 2005 2
50 cc. ZIP & ZIP 50 BIMODALE	1994 - 1997 2
50 cc. ZIP BASE 50	1992 - 1996 2
50 cc. ZIP BASE 50	77
50 cc. ZIP EURO1 50	2000 - 2004 2

APPLICAZIONI APPLICATIONS	QUADRO N° CHART NR.
50 cc. ZIP FAST RAIDER RST 50	1996 - 1997 2
50 cc. ZIP FAST RAIDER 50	1993 - 1994 2
50 cc. ZIP FAST RAIDER 50	77
50 cc. ZIP RST 50 AIR	1996 - 1999 2
50 cc. ZIP 50 DISCO	2
50 cc. ZIP 50 DISCO	77
50 cc. ZIP 50 H2O / SP	1996 - 2004 1 / 8
50 cc. ZIP 50 SP EU2	2006 - 2012 1 / 8
75 cc. SFERA 75	77
125 cc. BEVERLY TOURER 125 EU3	2008 - 2010 3
125 cc. BEVERLY 125	2001 - 2003 3
125 cc. BEVERLY 125 MIC EU3	2007 3
125 cc. BEVERLY 125 SPORT EU3	2008 - 2009 3
125 cc. CARNABY 125	2007 - 2010 3
125 cc. MP3 125	2007 - 2008 3
125 cc. SUPER HEXAGON GTX 125 4T	2001 - 2003 3
125 cc. VESPA GRANTURISMO/EU3 125	2003 - 2007 3
125 cc. VESPA GTS EURO 3	2007 - 2011 3
125 cc. VESPA GTV 125	2007 - 2008 3
125 cc. VESPA GTV 4T NAVY EU3 125	2008 3
125 cc. VESPA PK 125 S / AUTOMATICA	55
125 cc. VESPA 125 ET3	55
125 cc. VESPA 125 ET4	55
125 cc. VESPA 125 PRIMAVERA	55
125 cc. VESPA 125 XL / PK 125 XL	55
125 cc. X EVO 125	2007 - 2012 3
125 cc. X7 EU3 125	2008 3
125 cc. X8 PREMIUM EU2/EU3 125	2006 - 2007 3
125 cc. X8 125	2005 - 2006 3
125 cc. X9 EVOLUTION 125 EU3	2003 - 2007 3
125 cc. X9 125 4T	2001 - 2002 3
180 cc. SUPER HEXAGON GTX 180 4T	2001 - 2002 3
180 cc. X8 180 LC	2004 - 2007 3
180 cc. X9 AMALFI 180 4T LC	2000 - 2003 3
200 cc. BEVERLY 200 4T	2001 - 2003 3
200 cc. CARNABY	2007 - 2008 3
200 cc. VESPA COSA 200 CL / CLX	56
200 cc. VESPA GRANTURISMO/EU3 200	2003 - 2007 3
200 cc. VESPA PK 200	56
200 cc. VESPA 200 PE	56
200 cc. VESPA 200 RALLY	56
200 cc. X9 200	2002 - 2003 3
PUCH	
48 cc. 2T MAXI	58
48 cc. 2T MAXI	59
48 cc. 2T MAXI	60
50 cc. MACHO 50	57
50 cc. P1XL 50	57
50 cc. RIDER 50	57
50 cc. SUPER MAXI 50	57
RIEJU	
50 cc. DRAC AGUA / DL 4 50	11 / 12
50 cc. RR 50	11 / 12
50 cc. RS1 50	11 / 12
50 cc. WINDY 50	7
RIZZATO	
50 cc. VAMOS 50	29
RIZZATO ATALA	
50 cc. MASTER 3LF 50	44
50 cc. MASTER 3LF 50	61
50 cc. 3LD 50	44
50 cc. 3LD 50	61
SACHS	
50 cc. BATAVUS 50	65
50 cc. BATAVUS 50	64
50 cc. CITY 50	65
50 cc. CITY 50	64
50 cc. CORSA LUNGA 50	63
50 cc. GIPSY 50	18
50 cc. HERCULES LIMBO 50	18
50 cc. HERCULES PRIMA 5 50	65
50 cc. HERCULES PRIMA 5 50	64
50 cc. KARSTADT 50	65
50 cc. KARSTADT 50	64

APPLICAZIONI APPLICATIONS	QUADRO N° CHART NR.
50 cc. MX1 50	65
50 cc. MX1 50	64
50 cc. M1 50	65
50 cc. M1 50	64
50 cc. M2 50	65
50 cc. M2 50	64
50 cc. M3 50	65
50 cc. M3 50	64
50 cc. M4 50	65
50 cc. M4 50	64
50 cc. M5 50	65
50 cc. M5 50	64
50 cc. OPTIMA 3S 50	65
50 cc. OPTIMA 3S 50	64
50 cc. RIXE 50	65
50 cc. RIXE 50	64
50 cc. SPEEDFIGHT 50	18
50 cc. SQUAB 50	18
50 cc. SR 50	18
50 cc. TORROT 50	65
50 cc. TORROT 50	64
SACOM	
50 cc. RAINBOW 50	46
SIAM	
50 cc. FALKOM 50	29
50 cc. S CROSS 50	29
SIS MORINI	
50 cc. SIS MORINI 50	46
SUNDOWN	
50 cc. AKROS 50	29
50 cc. ERGON 50	29
50 cc. PALIO 50	29
50 cc. SUPER FIFTY 50	7
SUZUKI	
50 cc. AH 50 ADDRESS	1992 - 1995 29
50 cc. AJ 50 ZZ SEPIA S	1995 - 1997 29
50 cc. AP 50	1994 - 1997 29
50 cc. AY 50 AIR	29
50 cc. AY 50 KATANA	29
50 cc. RMX 50 LC	66
50 cc. SEPIA 50	29
50 cc. TS 50	66
50 cc. TS 50 X / XK / XKG / XKJ / XKM	67
50 cc. TV 50 WOLF	66
50 cc. UF ESTILETE 50	2000 29
650 cc. SUZUKI SV 650	1999-2010 pag.43
650 cc. SUZUKI DL V-STROM 650	2004-2011 pag.43
650 cc. SUZUKI SFV 650 GLADIUS	2009-2010 pag.44
SYM	
50 cc. DD EU2 50	2003 - 2007 21
50 cc. DD 50	2002 21
TESTI	
50 cc. MILITAR 50	44
50 cc. MILITAR 50	61
50 cc. SSCOT 50	46
TGB	
50 cc. AKROS 50	29
50 cc. ERGON 50	29
50 cc. PALIO 50	29
TUNTURI	
50 cc. TIGER 50	46
YAMAHA	
50 cc. BW'S BUMP 50	1997 - 1998 6
50 cc. BW'S NAKED 50	2003 - 2012 6
50 cc. BW'S NEXT GENERATION 50	1997 - 2003 6
50 cc. BW'S NEXT GENERATION 50 KAT	1999 - 2000 6
50 cc. BW'S ORIGINAL EURO2 50	2003 6
50 cc. BW'S ORIGINAL 50 / SPY	1997 - 2002 6
50 cc. BW'S R 50	2001 6
50 cc. BW'S 50	2007 - 2012 6
50 cc. CR Z TARGET 50	1991 - 1995 6
50 cc. CS JOG R 50	2002/ - 2006-20 7
50 cc. CS 50 JOG R EURO2	2002 - 2005 7
50 cc. CT 50 SUPER SPORT	1990 - 1995 6
50 cc. CW BW'S ORIGINAL EURO2 50	2002 6
50 cc. CW L BW'S 50	2003 6

APPLICAZIONI APPLICATIONS	QUADRO N° CHART NR.
50 cc. CW SP BW'S ORIGINAL EURO2 50	2002 6
50 cc. CW 50 RS SPY	1995 - 1998 6
50 cc. DT 50 LC / D	70
50 cc. DT 50 LCE	70
50 cc. EW SLIDER 50	2000 - 2002 6
50 cc. JOG ER 50	7
50 cc. JOG 50	7
50 cc. RD MX MKII 50 (MARCE)	69
50 cc. RZ 50 LC	70
50 cc. TZR 50	11 / 12
50 cc. VINO 50	7
50 cc. YA R AXIS 50	1995 - 1996 7
50 cc. YA ZA JOG Z 50	1995 - 1996 7
50 cc. YE ZEST 50	7
50 cc. YH WHY 50	1998-2002/ - 2006 7
50 cc. YH 50 WHY EURO1	1999 - 2000 7
50 cc. YH 50 WHY EURO2	2003 - 2005 7
50 cc. YM 50 BREEZE	1994 - 1995 7
50 cc. YN R NEO'S 50 / OVETTO	1997 7
50 cc. YN 50 NEO'S EURO2	2002 - 2003 7
50 cc. YQ AEROX 50 LC	1997 - 2012 5 / 9
50 cc. YQ L AEROX EURO2 50	1999 - 2003 5 / 9
50 cc. YSR 50 LC	70
50 cc. YW50 ZUMA 50	6
80 cc. RD 80 LC / MX	71
80 cc. TZR F 80	71
80 cc. TZR 80	71
80 cc. YSR 80 LC	71
125 cc. DT 125 R/RE/X	14
125 cc. TDR 125	14
125 cc. TZR 125 R / RR	14
125 cc. X-CITY 125 VP	2008 - 2011 75
125 cc. X-MAX 125 YP R / ABS	2006 - 2012 75
125 cc. YZF 125 R	2008 - 2011 76
500 cc. TMAX 500	2008 - 2011 pag.42
ZANELLA	
50 cc. RACING MOPED 50	46
ZUNDAPP	
50 cc. FALCONET 604 50	74
50 cc. GRECIA 50	74
50 cc. MINI TERM 50	73
50 cc. PORTOGALLO 283 50	74
50 cc. RACING 50	74
50 cc. STANDARD 50	73
50 cc. SUPER TERM 50	72
50 cc. 4M 50	74
50 cc. 5M 50	74

suitable for:

KTM DUKE 125

2011-2013

Big Bore Ø65mm / 160cc.

**Cilindro, Pistone, Serie guarnizioni,
 Centralina, Cablaggio**

Cylinder, Piston, Gasket kit, ECU, Cable loom



P/N: P400270100009

Athena continua ad arricchire la sua offerta per ogni tipologia e marca di moto.

Oggi presenta il **primo kit big bore specifico per il KTM Duke 125**, la moto più amata dai giovani per il design grintoso, la maneggevolezza e il prezzo accessibile. Il kit comprende un **cilindro in alluminio con riporto nichel-silicio**, un **pistone forgiato**, le **guarnizioni** e una **centralina sostitutiva con due mappe di iniezione selezionabili** che porta al top le prestazioni del kit cilindro. Il kit è facile e pratico da installare, è un **plug&play** che non necessita di modifiche al carter per essere montato.

Progettato con alti standard qualitativi e prodotto con macchine di precisione a controllo numerico, il kit garantisce un rapporto qualità-prezzo imbattibile.

Athena adds one more cylinder kit to its extensive range.

We are proud to launch the first big bore kit for the KTM DUKE 125, the youth's most loved bike for its captivating design, ease of use and affordable price. The kit includes an Athena top quality nickel coated cylinder, a forged piston, gaskets and a replacement ECU with pre-set injection curve for a perfect carburation and performance. The kit is easy to be installed since it is Plug&Play with engine case modifications required.

Designed with the highest quality standards and to improved CNC machines, the cylinder kit guarantees an unbeatable quality-price ratio.

Kit guarnizioni:

P400270160069

Pistone Sel. A:

S4F06500003A
 PISTONE FORGIATO
 FORGED PISTON
 Ø64,95 mm

Pistone Sel. B:

S4F06500003B
 PISTONE FORGIATO
 FORGED PISTON
 Ø64,96 mm

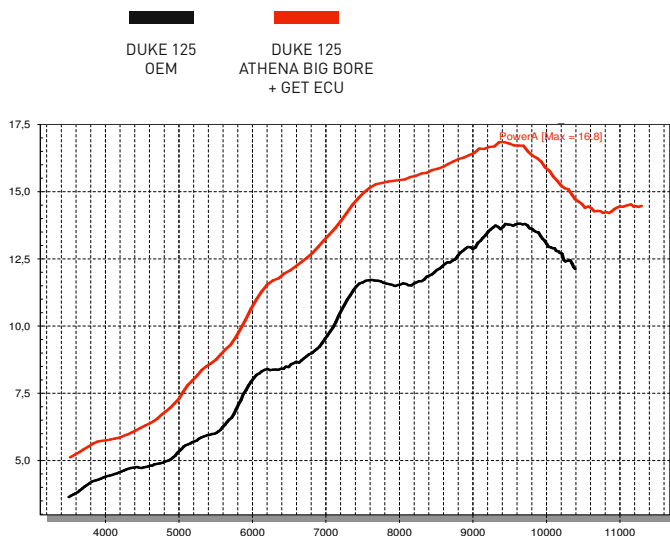
Ring set:

S41316286

Centralina GET

GK-ECUJ5-0001
 per/for
 ATHENA KTM DUKE 125
 Big Bore kit

			OEM	ATHENA + GET ECU
ALESAGGIO	CYLINDER BORE	(mm)	58	65
CORSA	STROKE	(mm)	47,2	47,2
CILINDRATA	DISPLACEMENT	(cm3)	124,7	156,6
RAPP. COMPRESSIONE	COMPRESSION RATIO		12,5:1	13,4:1
POTENZA ALLA RUOTA	WHEEL POWER	cv/rpm	13,8 / 9.600	16,8 / 9.400



Per il corretto funzionamento del kit gruppo termico è fornita la **centralina GET**, mappata appositamente per ottimizzare la carburazione.

Nella confezione, oltre alla parte termica viene fornito:

- **Centralina gestione motore ECUJ5**
- **Cablaggio dedicato**
- **Interruttore mappa**
- **Istruzioni di montaggio**

MAPPA 1 = HARD*
 MAPPA 2 = SOFT**

For the proper functioning of the cylinder kit, **GET ECU** is supplied with proper map to allow top carburation and performances.

- The kit includes:
- **ECUJ5 engine control unit**
 - **Loom**
 - **Map switch**
 - **Install manual**

Map 1 = HARD*
 Map 2 = SOFT**



* (mappatura a potenza piena senza restrizioni)
 ** (mappatura addolcita per migliorare la trazione)

* (full power-no restriction)
 ** (softer map for better traction)

CARATTERISTICHE TECNICHE
 TECHNICAL CHARACTERISTICS
 INFO
 ESPECIFICACIONES

RICAMBI
 SPARE PARTS
 P. DE RECHANGE
 REPUESTOS

DATI TECNICI
 TECHNICAL DATA
 DONNES TECHNIQUES
 DATOS TECNICOS

CURVA DI POTENZA
 POWER CURVES
 COURBE DE PUISSANCE
 CURVA DE POTENCIA

QUADRO N° 1 / CHART NR. 1

PIAGGIO



CC.	KIT Ø									
50	40	071600	S410480302001 (pin Ø 12-1 ring)	070016/R	S410000304002	S410000304009	071603/2	071604	P400480130002 (0,29 mm)	
70 Sporting	47,6	071500	069202 (pin Ø 12-1 ring)	080016/R	S410000304002	S410000304007	071603/2	071504	P400480130002 (0,29 mm)	
70 Racing	47,6	082500 *28	082002 (pin Ø 12-1 ring)	080016/R	S410000304002	S410000304007	071603/2	082504	P400480130002 (0,29 mm)	

QUADRO N° 2 / CHART NR. 2

PIAGGIO



CC.	KIT Ø									
50	40	071800/1	071800	S410480302001 (pin Ø 12-1 ring)	070016/R	S410000304002	S410000304009	072703/1	071804	P400480130002 (0,29 mm)
70 Sporting	47,6	069200/1	069200	069202 (pin Ø 12-1 ring)	080016/R	S410000304002	S410000304007	082003/1	069204/T	P400480130002 (0,29 mm)
70 Racing	47,6	082000 *28		082002 (pin Ø 12-1 ring)	080016/R	S410000304002	S410000304007	082003/1	082004	P400480130002 (0,29 mm)
80 Racing	47,6	072600 *21	072500	069202 (pin Ø 12-1 ring)	080016/R	S410000304002	S410000304007	071203	069204/T	P400480130002 (0,29 mm)

QUADRO N° 3 / CHART NR. 3

PIAGGIO 125-180-200 CC



CC.	KIT Ø				
209	74	P400480100001	S4C07400002A S4C07400002B	S41316164	P400480160001

QUADRO N° 4 / CHART NR. 4

PIAGGIO



CC.	KIT Ø						
70 Sporting	47,6	071200	070902 (pin Ø 10-1 ring)	080016/R	S410000304001	S410000304006	071203

QUADRO N° 5 / CHART NR. 5

YAMAHA-MINARELLI HORIZONTAL (MA)



CC.	KIT Ø								
50	40	073700	070002 (pin Ø 10-1 ring)	070016/R	S410000304001	S410000304003	073703/1	073704	P400480130002 (0,29 mm)
70 Sporting	47,6	072400 *15	070902 (pin Ø 10-1 ring)	080016/R	S410000304001	S410000304006	073703/1	072404	P400480130002 (0,29 mm)
70 Racing	47,6	081100 *15	080002 (pin Ø 10-1 ring)	080016/R	S410000304001	S410000304011	073703/1	081104	P400480130002 (0,29 mm)
70 Sporting	47,6	072400/1	069202 (pin Ø 12-1 ring)	080016/R	S410000304002	S410000304007	073703/1	072404	P400480130002 (0,29 mm)
70 Racing	47,6	081100/1	082002 (pin Ø 12-1 ring)	080016/R	S410000304002	S410000304007	073703/1	081104	P400480130002 (0,29 mm)
80 Racing	47,6	075600/1 *22	069202 (pin Ø 12-1 ring)	080016/R	S410000304002	S410000304007	073703/1	072404/1	P400480130002 (0,29 mm)

QUADRO N° 6 / CHART NR. 6

YAMAHA-MINARELLI VERTICAL (CW)



CC.	KIT Ø									O-RING 50,52x1,78
50	40	070000/1	070000	070002 (pin Ø 10-1 ring)	070016/R	S410000304001	S410000304003	070003/1	070004	P400485130002 (0,29 mm)
70 Sporting	47,6	070100 *15	068000 *15	070902 (pin Ø 10-1 ring)	080016/R	S410000304001	S410000304006	070103/1	070104	P400485130002 (0,29 mm)
70 Racing	47,6	080000 *15		080002 (pin Ø 10-1 ring)	080016/R	S410000304001	S410000304011	070103/1	080004	P400485130002 (0,29 mm)
70 Sporting	47,6	070100/1	068000/1	069202 (pin Ø 12-1 ring)	080016/R	S410000304002	S410000304007	070103/1	070104	P400485130002 (0,29 mm)
70 Racing	47,6	080000/1		082002 (pin Ø 12-1 ring)	080016/R	S410000304002	S410000304007	070103/1	080004	P400485130002 (0,29 mm)
80 Racing	47,6	074700/1 *22	074600/1 *22	069202 (pin Ø 12-1 ring)	080016/R	S410000304002	S410000304007	070103/1	070104/1	P400485130002 (0,29 mm)

KIT HYPERRACE / HYPERACE KIT

P400485105001 Kit Hyperrace 70cc (ø 47,6)



QUADRO N° 7 / CHART NR. 7

YAMAHA-MINARELLI HORIZONTAL (CY-MY)



CC.	KIT Ø									
50	40	071700/1	071700	070002 (pin Ø 10-1 ring)	070016/R	S410000304001	S410000304003	071703/1	071704	P400480130002 (0,29 mm)
70 Sporting	47,6	070200 *15	069300/1 *15	070902 (pin Ø 10-1 ring)	080016/R	S410000304001	S410000304006	070203/1	070204	P400480130002 (0,29 mm)
70 Racing	47,6	081000 *15		080002 (pin Ø 10-1 ring)	080016/R	S410000304001	S410000304011	070203/1	081004	P400480130002 (0,29 mm)
70 Sporting	47,6	070200/1	069300/2	069202 (pin Ø 12-1 ring)	080016/R	S410000304002	S410000304007	070203/1	070204	P400480130002 (0,29 mm)
70 Racing	47,6	081000/1		082002 (pin Ø 12-1 ring)	080016/R	S410000304002	S410000304007	070203/1	081004	P400480130002 (0,29 mm)
80 Racing	47,6	074900/1 *22	074800/1 *22	069202 (pin Ø 12-1 ring)	080016/R	S410000304002	S410000304007	070203/1	070204/1	P400480130002 (0,29 mm)

KIT HYPERRACE / HYPERACE KIT

P400485105002 Kit Hyperrace 70cc (ø)



QUADRO N° 8 / CHART NR. 8

PIAGGIO MODULAR HEAD / TESTA SCOMPONIBILE



CC.	KIT Ø									
70 Racing	47,6	P400480100002	082002 (pin Ø 12-1 ring)	080016/R	S410000304002	S410000304007	071603/2	S410480308002	S410480308003	P400480130002

QUADRO N° 9 / CHART NR. 9

YAMAHA-MINARELLI HORIZONTAL (MA) MODULAR HEAD / TESTA SCOMPONIBILE



CC.	KIT Ø									
70 Racing	47,6	P400485100043	082002 (pin Ø 12-1 ring)	080016/R	S410000304002	S410000304007	073703/1	S410485308027	S410485308028	P400480130002

QUADRO N° 11 / CHART NR. 11

MINARELLI AM ENGINE



CC.	KIT Ø										BOCCOLA SCARICO PER RIDUZIONE 28/25 BUSH 28/25
50	40	P400130100002	S410480302001 (pin Ø 12 - 1 ring)	070016/R	S410000304002	S410000304009	075703/1	S410130308002	-	S410130303001	
70 Sporting	47,6	075700	069202 (pin Ø 12 - 1 ring)	080016/R	S410000304002	S410000304007	075703/1	075704	-	S410130303001	
70 Racing	47,6	P400130100001	082002 (pin Ø 12 - 1 ring)	080016/R	S410000304002	S410000304007	075703/1	S410130308003 (external head)	S410105308003	S410130303001	

ACCESSORI / ACCESSORIES

003006 Carburatore Dell'Orto PHBG 20 AS con attacco RIGIDO (LEVA) / Carburettor Dell'Orto PHBG 20 AS for rigid manifold
 075705 Collettore aspirazione con Ø carburatore da 20 a 26 mm-attacco RIGIDO Ø23 / Intake manifold Ø23, for carburettor Ø20-26 mm

075805 Collettore aspirazione con Ø carburatore da 20 a 26 mm - attacco RIGIDO Ø24 / Intake manifold Ø24, for carburettor Ø20-26 mm

009512 Valvola lamellare in fibra 4 petali / Fibre reed valve, 4 reeds



P400130309001 Kit carter frizione scomponibile per MINARELLI AM6 / Dismountable carter kit for MINARELLI AM6



P400010120003 Marmitta Racing completa (1999-2001) / Racing complete exhaust pipe (1999-2001)



QUADRO N° 12 / CHART NR. 12

suitable for:

MOTORE MINARELLI AM MINARELLI AM ENGINE

STANDARD BORE Ø 40 mm / 50 cc
BIG BORE Ø 50 mm / 80 cc



Ø 40 mm - P/N: P40013010004
Ø 50 mm - P/N: P40013010005

ATHENA è orgogliosa di essere la prima a presentare un kit cilindro per ciclomotore con Valvola Parzializzatrice allo scarico. Il nostro cilindro, in alluminio, con trattamento superficiale al nickel-silicio, è stato sviluppato dal reparto R&D **ATHENA** per il "SEMPREVERDE" motore MINARELLI AM6 in due cilindrate, Ø 40mm (50 cc) e Ø 50mm (80 cc), pensato e disegnato per essere il kit a più alte prestazioni di questa categoria.

ATHENA is proud to be the first to present a Racing moped Cylinder kit with Exhaust Valve. This revolutionary Cylinder kit has been developed from **ATHENA** R&D department for the popular Minarelli AM6 engine in two displacements: Ø 40mm (50 cc) and Ø 50mm (80 cc).

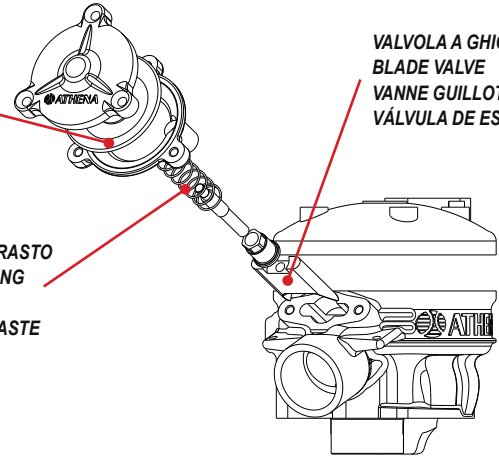
Remarquable innovation technique par le bureau de R&D d'**ATHENA** un cylindre AM6 avec valve à échappement. Ce système se compose donc d'une valve à guillotine qui permet ainsi de favoriser les hauts ou bas régimes grâce à un dispositif exclusif pneumatique. Ce cylindre «révolutionnaire» est destiné aux Moteurs Minarelli AM6 dans un premier temps. Il sera disponible en Ø 40mm (50 cc) ou Ø 50mm (80 cc).

ATHENA se complace en ser la primera en presentar un kit cilindro para ciclomotor con válvula de escape. Nuestro cilindro, en aluminio, con tratamiento superficial de níquel-silicio, ha sido desarrollado por el departamento de I+D de **ATHENA** para el "ECOLOGICO" motor Minarelli AM6 en dos cilindradas, Ø 40mm (50 cc) y Ø 50mm (80 cc), pensado y diseñado para ser el kit con las más altas prestaciones de esta categoría.

SISTEMA DI CONTROLLO PNEUMATICO
PNEUMATIC CONTROL SYSTEM
SYSTEME PNEUMATIQUE
SISTEMA NEUMÁTICO

VALVOLA A GHIgliOTTINA
BLADE VALVE
VANNE GUILLOTINE
VÁLVULA DE ESCAPE

MOLLA DI CONTRASTO
CONTRAST SPRING
RESSORT
MUELLE CONTRASTE



- P40013010004**
- **S410480302001.A/B/C** Pistone fuso / Cast Lite piston Ø40;
- **070016/R** Segmento / Rings / Segments / Arros;
- **P400130160001** Kit guarnizioni smeriglio / Gasket kit / Pochette joints / Kit juego de juntas especial;
- **S410130308006** Testa / Cylinder head / Culasse / Culata;
- **S410130021003** G.ne valvola di scarico / Exhaust valve gasket / Joint d'échappement / J. válvula de escape;
- **P400130303001** Kit valvola parzializzatrice / Exhaust valve components kit / Composants soupape echappement / Kit válvula de escape;
- **S410130303005** Membrana valvola / Exhaust valve diaphragm / Caoutchouc soupape echappement / Membrana válvula de escape;

- P40013010005**
- **S4C05000003A/B** Pistone Fuso/ Cast Lite Piston Ø50;
- **S41316186** Segmento / Rings / Segments / Arros;
- **P400130160002** Kit guarnizioni smeriglio / Gasket kit / Pochette joints / Kit juego de juntas especial;
- **S410130308007** Testa / Cylinder head / Culasse / Culata;
- **S410130021003** G.ne valvola di scarico / Exhaust valve gasket / Joint d'échappement / J. válvula de escape;
- **P400130303002** Kit valvola parzializzatrice / Exhaust valve components kit / Composants soupape echappement / Kit válvula de escape;
- **S410130303005** Membrana valvola / Exhaust valve diaphragm / Valve caoutchouc soupape echappement / Membrana válvula de escape;

ATHENA Ø 40 **ATHENA** Ø 50 **OEM**

ALESAGGIO / CYLINDER BORE / ALESAGE / DIÁMETRO	40 mm	50 mm	40.3 mm
CORSA / STROKE / COURSE / CARRERA	39 mm	39 mm	39 mm
CILINDRATA / DISPLACEMENT / CYLINDREE / CILINDRADA	49 cc	77 cc	49.7 cc
RAPP. DI COMPRESIONE / COMPRESSION RATIO / RAPPORT DE COMPRESSION / RELACIÓN DE COMPRESIÓN	17:1	14:1	12:1

CARATTERISTICHE TECNICHE
 TECHNICAL CHARACTERISTICS
 INFO
 ESPECIFICACIONES

RICAMBI
 SPARE PARTS
 P. DE RECHARGE
 REPLETOS

DATI TECNICI
 TECHNICAL DATA
 DONNÉES TECHNIQUES
 DATOS TÉCNICOS

KIT CARTER FRIZIONE MINARELLI AM MINARELLI AM CLUTCH CASE KIT

P/N: P400130309001



Il reparto di Ricerca e Sviluppo **ATHENA** ha progettato e realizzato un nuovo componente racing per i tutti i ciclomotori equipaggiati dal motore **MINARELLI AM 3-4-5-6**.

Dopo un'attenta osservazione dei problemi che si verificano quotidianamente sia nelle officine che durante le competizioni, **ATHENA** ha studiato un sistema rapido per aiutare e semplificare il controllo o la sostituzione della frizione.

Grazie al nuovo carter racing **ATHENA** è possibile:

- ▣ ispezionare o cambiare la frizione senza togliere l'olio del motore, l'acqua dell'impianto di raffreddamento e i relativi tubi di collegamento;
- ▣ aumentare le performance del motore:
 - eliminando completamente il sistema meccanico di miscelazione e le relative perdite di potenze dovute allo stesso.
 - riducendo il volume interno del carter e la quantità d'olio rispetto all'OEM, minimizzando gli sbattimenti e i relativi attriti, cause dell'aumento della temperatura d'esercizio con conseguenti perdite di potenza e maggiore usura della frizione.

Il carter racing **ATHENA** è adattabile a tutti i motori **MINARELLI AM 3-4-5-6** senza alcuna modifica e difficoltà al montaggio ed è utilizzabile sia per la versione con avviamento a pedale che alla versione ad avviamento elettrico

The **ATHENA**'s R&D department has developed a new racing product for all mopeds with **MINARELLI AM 3-4-5-6** engine.

In our day-to-day workshop and racing experience we have noted some difficulties in checking and/or replacing the clutch in all Minarelli AM engines. Thus, **ATHENA** has developed a NEW RACING CLUTCH CASE to help and speed up these operations.

Thanks to the NEW **ATHENA RACING CLUTCH CASE**, it is possible to:

- ▣ Check and/or replace the clutch without draining the engine oil as well as the cooling water and without unplugging its manifold.
- ▣ Increase engine performance by:
 - Eliminating the oil mixing pump and therefore its mechanic losses;
 - Reducing the total oil volume inside the engine, in order to decrease oil splashing and frictions, which are the causes of temperature increase and consequential power loss and clutch wearing.

The **ATHENA RACING CLUTCH CASE** can be easily fitted in all **MINARELLI AM 3-4-5-6**, either electric or kick starting engines, without any modifications.



APPLICAZIONI / APPLICATION LIST

APRILIA	ANNI
RS 50	1993-2005
RX 50	2003-2004
RX 50	1989-1990
RX 50 RACING	2003-2006
RX ENDURO/MX MOTHARD 50	1995-2003
RX 3-5 MARCE	1991-1994
MX 50	2004
BETA	
SUPER MOTATD AM6	2002
RR STANDARD AM6 EU1	2003
RR MOTARD AM6 EU1	2003
RR ENDURO-MOTARD ALU 50	2003
RR AM6 50	2002
RR AM6 EU1 50	2003
FANTIC	
CABALLERO 50	2005-2011
KEEWAY	
X RAY 50	2007
HONDA	
CRE 50 SIX	2001-2011
CRE 50 BAJA	2001-2011
CRE 50 DERAPAGE	2001-2011
CRE 50 DERAPAGE COMPETITION	2007-2011
CRE 50 BAJA RR/DERAPAGE RR	2007-2011
MALAGUTI	
XTM 50	2003-2006
XSM 50	2003-2006
XTM POWER-UP 50	2007-2008
XSM POWER-UP 50	2007-2008
YAMAHA	
DT R 50	2006-2008
DT X 50	2006-2008
DT RSM 50	2003-2005

QUADRO N° 13 / CHART NR. 13

MOTORE A MARCE DERBI / PIAGGIO / APRILA 50 CC CON VALVOLA DI SCARICO

GEAR ENGINE WITH EXHAUST VALVE
DERBI / PIAGGIO / APRILA 50 CC



P/N: P400105100008

Athena è orgogliosa di presentare il kit cilindro con valvola parzializzatrice per motori motocicli Racing. Questo rivoluzionario gruppo termico è stato sviluppato dal reparto R&D Athena per il famoso **Derbi Senda 50R DRD PRO E2** nella versione a cilindrata 50cc.

Il nostro cilindro, in alluminio con trattamento superficiale al nickel-silicio, è stato pensato e disegnato per essere il kit a più alte prestazioni di questa categoria. Le vasche d'acqua maggiorate garantiscono un eccellente raffreddamento, alta affidabilità e prestazioni costanti del cilindro. La luce di scarico principale è assistita da **due Boost** e da una **Valvola Parzializzatrice** la quale, variando la fasatura e l'area, aumenta le prestazioni del motore lungo tutto l'arco di utilizzo.

Il kit viene fornito con un pistone fuso a testa bombata appositamente studiato per questo tipo di cilindro. infine la testa, che adotta una barra di squish molto estesa, assicura un alto rapporto di Compressione.

Athena is proud to present a Racing moped Cylinder kit with Exhaust Valve. This revolutionary Cylinder kit has been developed from ATHENA R&D department for the popular **Derbi Senda 50R DRD PRO E2** Engine in one displacement: 50cc.

The CYLINDER, made out of Aluminum alloy and plated with special Nickel Silicon coat, has been designed and developed in order to guarantee the highest performance ever seen in this category of cylinders. Its big water jackets guarantee best refrigeration, higher reliability and constant performance. The Exhaust Port is provided with **Two Boost Ports** and **Power Valve System** to obtain high torque and horsepower over a wider range of RPM.

The cast-lite piston with domed head, has been especially designed for this cylinder and tune to the cylinder head which has a very high compression ratio and squish area.

CC.	KIT Ø							
50cc	39.88 mm	P400105100008	S4C03988001A/B/C	S41316282	S410105308009	S410105308010	P400105160024	S410130021003

OEM ATHENA

ALESAGGIO CYLINDER BORE	39,88 mm	39.88 mm
CORSA STROKE	40 mm	40 mm
CILINDRATA DISPLACEMENT	49.96 cc	49.96 cc
RAPP. DI COMPRESSIONE DISPLACEMENT	11,5:1	15,5:1

CARATTERISTICHE TECNICHE
TECHNICAL CHARACTERISTICS
INFO
ESPECIFICACIONES

RICAMBI
SPARE PARTS
P. DE RECHANGE
REPUESTOS

DATI TECNICI
TECHNICAL DATA
DONNES TECHNIQUES
DATOS TECNICOS

QUADRO N° 13 / CHART NR. 13

DERBI / PIAGGIO / APRILIA 50 CC GEAR ENGINE



CC.	KIT Ø					
50 Racing	40	P400105100003	S410480302001 (pin Ø 12-1 ring)	P400105160002	S410105308005	S410105308007
80 Racing	50	P400105100007	S4C05000004 (pin Ø 12-1 ring)	P400105160004	S410105308005	S410105308008

È da oggi disponibile il gruppo termico firmato **ATHENA** per il **nuovo motore Derbi**. La nuova progettazione delle travaserie garantisce un'erogazione di potenza superiore all'originale durante tutto il range di utilizzo. Il **PISTONE FUSO** a testa bombata è stato rivisto per meglio adattarsi sia alla nuova conformazione delle travaserie che alla **TESTA**, la quale viene realizzata utilizzando la tecnologia "testa modulare".

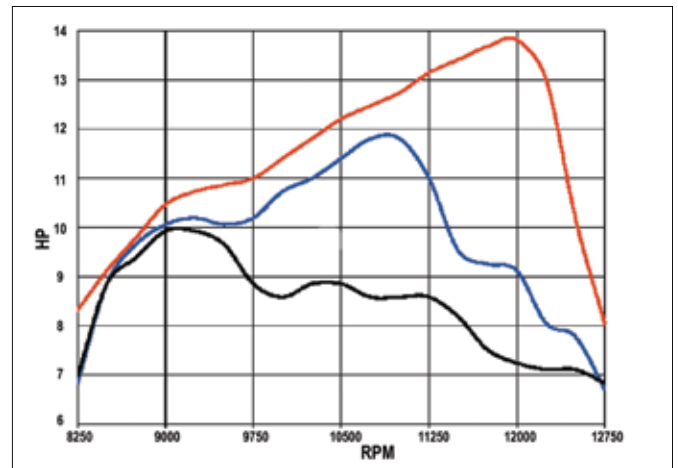
Inoltre, l'area di squish e il rapporto di compressione sono stati calcolati in modo da ottenere le massime prestazioni.

It is now available the **ATHENA** branded cylinder kit for the **new DERBI engine**. THE **CYLINDER** porting have been designed and developed in order to guarantee a higher power curve compared to the OE cylinder. The **CAST-LITE PISTON**, with domed head, has been designed to obtain the best performance with the **ATHENA** cylinder and head. The **CYLINDER HEAD** uses the "Modular Head Technology" and the **INTERNAL COMBUSTION DOME** has been developed to increase the compression ratio and the squish area.

OEM **ATHENA** **Ø 40**

ATHENA
Ø 40
 E GRUPPO SCARICO RACING
 WITH RACING EXHAUST PIPE
 P400105120001

ALESAGGIO CYLINDER BORE	39,86 mm	40 mm	40 mm
CORSA STROKE	40 mm	40 mm	40 mm
CILINDRATA DISPLACEMENT	50 cc	50 cc	50 cc
RAPP. DI COMPRESIONE DISPLACEMENT	11,5:1	15,3:1	15,3:1
POTENZA ALLA RUOTA WHEEL POWER	7,5 KW / 9,95 HP	8,9 Kw / 11,8 HP	10,3 Kw / 13,9 HP



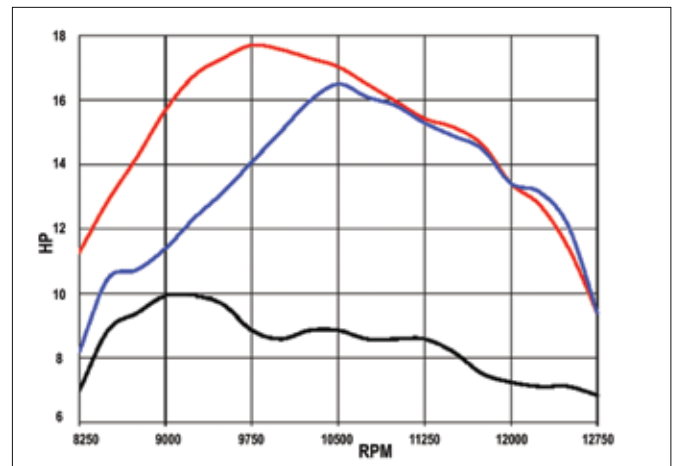
NB: pag. 251



OEM **ATHENA** **Ø 50**

ATHENA
Ø 50
 E GRUPPO SCARICO RACING
 WITH RACING EXHAUST PIPE
 P400105120002









ALESAGGIO CYLINDER BORE	39,86 mm	50 mm	50 mm
CORSA STROKE	40 mm	40 mm	40 mm
CILINDRATA DISPLACEMENT	50 cc	80 cc	80 cc
RAPP. DI COMPRESIONE DISPLACEMENT	11,5:1	15,2:1	15,2:1
POTENZA ALLA RUOTA WHEEL POWER	7,5 KW / 9,95 HP	12,3 Kw / 16,5 HP	13,2 Kw / 17,7 HP



QUADRO N° 14 / CHART NR. 14

YAMAHA 125 CC



CC.	KIT Ø								
125	56	P400485100019	S410485302001 (Ø 56)	S410485316001			P400485160011	S410485308004	S410485308005
170	65	P400485100010	S4F06500002.A (Ø 64.94)	S410485316002	S41317027	S41304002	P400485160005	S410485308004	S410485308006
			S4F06500002.B (Ø 64.95)						
			S4F06500002.C (Ø 64.96)						

ACCESSORI / ACCESSORIES

P400485160001 Serie guarnizioni per DT/TZR 125 cc (per kit Athena P400485100001 e 004 vecchie versioni) / Gaskets kit for DT/TZR 125 cc (for Athena cylinder kit P400485100001 and 004 old versions)

YAMAHA DT 125 R/RE, TZR 125 R/RR

S4F056500010 Pistone forgiato completo / Forged piston kit Ø 56,5
 S4F057000010 Pistone forgiato completo / Forged piston kit Ø 57
 S4F057500010 Pistone forgiato completo / Forged piston kit Ø 57,5









YAMAHA TDR 240, TDR 250, TZR 250, RD 500

S4F056500010 Pistone forgiato completo / Forged piston kit Ø 56,5
 S4F057000010 Pistone forgiato completo / Forged piston kit Ø 57
 S4F057500010 Pistone forgiato completo / Forged piston kit Ø 57,5

QUADRO N° 15 / CHART NR. 15

DERBI 50 CC GEAR ENGINE



CC.	KIT Ø								
50	40	P400105100001	S410480302001 (pin Ø12-1 ring)	070016/R	S410000304002	P400105160001	S410105308001	S410105308002	S410000304007
70 Racing	47,6	P400105100002	S410105302001 (pin Ø12-1 ring)	080016/R	S410000304002	P400105160001	S410105308001	S410105308003	S410000304007








ACCESSORI / ACCESSORIES

071406 Carburatore Dell'Orto PHVA 17,5 CD con attacco ELASTICO / Carburettor Dell'Orto PHVA 17,5 CD for rubber manifold
 071306 Carburatore Dell'Orto PHVA 17,5 US con attacco RIGIDO (FLANGIA) / Carburettor Dell'Orto PHVA 17,5 US for rigid manifold
 080006 Carburatore Dell'Orto PHBG 19 DA con attacco ELASTICO / Carburettor Dell'Orto PHBG 19 DA for rubber manifold
 070106 Carburatore Dell'Orto PHBG 21 DS con attacco ELASTICO / Carburettor Dell'Orto PHBG 21 DS for rubber manifold
 069206 Carburatore Dell'Orto PHVB 22 CD con attacco ELASTICO / Carburettor Dell'Orto PHVB 22 CD for rubber manifold

QUADRO N° 16 / CHART NR. 16

PEUGEOT







CC.	KIT Ø							
50	40	P400420100003	S4C04000002A (pin Ø 12-1 ring) S4C04000002B (pin Ø 12-1 ring) S4C04000002C (pin Ø 12-1 ring)	070016/R	S410000304002	P400420160001	S410420308007	S410420308008
70 Racing	47,6	P400420100004	S4C04760003A (Ø 47,54) S4C04760003B (Ø 47,55) S4C04760003C (Ø 47,56)	080016/R	S410000304002	P400420160001	S410420308011	S410420308010

QUADRO N° 17 / CHART NR. 17

PEUGEOT











CC.	KIT Ø				
50	40	P400420100001	S4C04000002A (pin Ø 10) S4C04000002B (pin Ø 10) S4C04000002C (pin Ø 10)	P400420600011	S410420308005

QUADRO N° 18 / CHART NR. 18

HONDA-PEUGEOT



CC.	KIT Ø								
50	40	071400/1	071400	071802/1 (pin Ø 12-1 ring)	070016/R	S410000304002	S410000304008	071403	071404
70 Sporting	47,6	070600	069600	069202/1 (pin Ø 12-1 ring)	080016/R	S410000304002	S410000304007	069603/1	070404/1

QUADRO N° 19 / CHART NR. 19

HONDA



CC.	KIT Ø								
50	40	071900/1	071900	071302/1 (pin Ø 12-1 ring)	071316/R	S410000304002	S410000304008	071303/1	071304
70 Sporting	47,6	072100	072000	069202/1 (pin Ø 12-1 ring)	080016/R	S410000304002	S410000304007	072003	072004

QUADRO N° 20 / CHART NR. 20

HONDA
ORIZZONTALE
HORIZONTAL



CC.	KIT Ø						
70 Sporting	47,6	070700	069202 (pin Ø 12-1 ring)	080016/R	S410000304002	S410000304007	070703

QUADRO N° 21 / CHART NR. 21

HONDA
VERTICALE
VERTICAL



CC.	KIT Ø								
50	40	071300/1	071300	071302/1 (pin Ø 12-1 ring)	071316/R	S410000304002	S410000304008	071403	071404
70 Sporting	47,6	070400	069600/1	069202/1 (pin Ø 12-1 ring)	080016/R	S410000304002	S410000304007	069603/1	070404/1

QUADRO N° 22 / CHART NR. 22

HONDA



CC.	KIT Ø					
50	40	075900	075902 (pin Ø 10-2 rings)	S410000304001	S410000304002	P40021060003

QUADRO N° 23 / CHART NR. 23

HONDA



CC.	KIT Ø						
50	40	075800	075802 (pin Ø 10-2 rings)		S410000304001		075803
75	47,6	008700/1	070902 (pin Ø 10-1 ring)	080016/R	S410000304001	S410000304006	008703

QUADRO N° 24 / CHART NR. 24

HONDA 125 CC 2004-2006



CC.	KIT Ø				
166	67	P400210100019	S4C06700001A S4C06700001B	P400210160017	S41316153

QUADRO N° 25 / CHART NR. 25

HONDA 125 CC 2007-2008

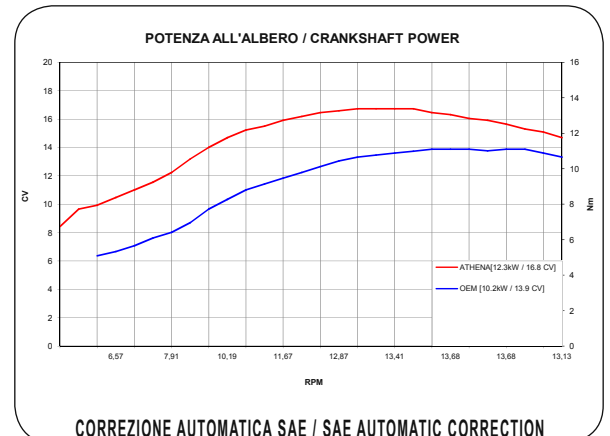


CC.	KIT Ø					
166	67	P400210100026	S4C06700001A S4C06700001B	P400210160017	S41316153	P400210170001

ALESAGGIO / CYLINDER BORE: 67 mm
CORSA / STROKE: 47,2 mm
CILINDRATA / DISPLACEMENT: 166 cc
RAPPORTO DI COMPRESSIONE / COMPRESSION RATIO: 11,4:1
POTENZA ALLA RUOTA / WHEEL POWER: 16,8 CV / 7170 RPM

- Cilindro in alluminio con riporto galvanico.
 - Pistone fuso (D. 66,95 / 66,96 mm).
 - Kit guarnizioni speciali.
 - Centralina aggiuntiva ATHENA.
- Athena [16,8 CV] Test eseguiti con:
- Gruppo termico ATHENA Ø67 mm
 - Scarico originale
 - Centralina aggiuntiva ATHENA
- Original [13,9 CV] Test eseguiti con motore originale standard.

- Aluminium cylinder with nickel-carbide coating designed with wider water jackets.
 - Cast-lite piston.
 - Special gasket kit.
 - Add-on ATHENA electronic unit.
- Athena [16,8 CV] Tests made with:
- Athena cylinder kit Ø67 mm
 - Oem exhaust pipe
 - ATHENA added electronic unit
- Original [13,9 CV] Tests made with stock engine.



QUADRO N° 26 / CHART NR. 26

CPI



CC.	KIT Ø								
50	40	P400099100003	S4C04000004.A S4C04000004.B	070016/R			071703/1	071704	
70 Sporting	47,6	P400099100002	069202.A (pin ø 12-1 ring) 069202.B (pin ø 12-1 ring)	080016/R	S410000304002	S410000304007	070203/1	070204	P400480130002
70 Racing	47,6	P400099100001	082002.A (pin ø 12-1 ring) 082002.B (pin ø 12-1 ring) 082002.C (pin ø 12-1 ring) 082002.D (pin ø 12-1 ring)	080016/R	S410000304002	S410000304007	070203/1	081004	P400480130002

QUADRO N° 27 / CHART NR. 27

KYMCO



CC.	KIT Ø							
250	72,7	P400210100012	S410210301012	S4F07270001A (Ø 72,65 mm) S4F07270001B (Ø 72,66 mm)	S41316124	S41317042	S41304020	P400210160008
290	78	P400210100013	S410210301013	S4F07800004A (Ø 77,94 mm) S4F07800004B (Ø 77,95 mm)	S41316099	S41317042	S41304020	P400210160009

QUADRO N° 28 / CHART NR. 28

P.G.O.



CC.	KIT Ø							
70	47,6	072300/1	072300	070902 (pin Ø 10-1 ring)	080016/R	S410000304001	S410000304006	072303 072304

QUADRO N° 29 / CHART NR. 29

SUZUKI-MORINI







CC.	KIT Ø								PRIGIONIERI STUD BOLTS UNI 5911 M6x16
50	41		073400	073402 (pin Ø 10-1 ring)	073416/R	S410000304001	S410000304010	073403	
70 Sporting	47	072900/1	072900	072902 (pin Ø 10-1 ring)	075416/R	S410000304001	S410000304004	072903	072904
70 Racing	47	083000		072902 (pin Ø 10-1 ring)	075416/R	S410000304001	S410000304004	072903	072904

QUADRO N° 30 / CHART NR. 30

CASAL 50 CC



CC.	KIT Ø				
65	44	066400*	000402 (pin Ø 12-2 rings)	061116/R	S410000304002

ACCESSORI / ACCESSORIES

070206 Carburatore Dell'Orto PHBG 21 BS con attacco ELASTICO / Carburettor Dell'Orto PHBG 21 BS for rubber manifold

QUADRO N° 31 / CHART NR. 31

HONDA 50 CC



CC.	KIT Ø						
70	47,6	009300	070902 (pin Ø 10-1 ring)	080016/R	S410000304001	009303	S410000304006






ACCESSORI / ACCESSORIES

070206 Carburatore Dell'Orto PHBG 21 BS con attacco ELASTICO / Carburettor Dell'Orto PHBG 21 BS for rubber manifold

QUADRO N° 32 / CHART NR. 32

HONDA 50 CC



CC.	KIT Ø					
50	39	007400	007402 (pin Ø 12-2 rings)	003016/R	007403	S410000304002
70	45	007500	007502/1 (pin Ø 12-2 rings)	002416/R	007503	S410000304002

ACCESSORI / ACCESSORIES

070206 Carburatore Dell'Orto PHBG 21 BS con attacco ELASTICO / Carburettor Dell'Orto PHBG 21 BS for rubber manifold

QUADRO N° 33 / CHART NR. 33

HONDA 50 CC



CC.	KIT Ø					
50	39	064200	007402 (pin Ø 12-2 rings)	003016/R	064203	S410000304002
70	45	064300	007502/1 (pin Ø 12-2 rings)	002416/R	064303	S410000304002

ACCESSORI / ACCESSORIES

070206 Carburatore Dell'Orto PHBG 21 BS con attacco ELASTICO / Carburettor Dell'Orto PHBG 21 BS for rubber manifold

QUADRO N° 34 / CHART NR. 34

HONDA 80 CC



CC.	KIT Ø				
129	57	009500	005702.A (1 ring) 005702.B (1 ring)	005716/R	009503

ACCESSORI / ACCESSORIES

070206 Carburatore Dell'Orto PHBG 21 BS con attacco elastico / Carburettor Dell'Orto PHBG 21 BS for rubber manifold

005705 Collettore di aspirazione Ø 20 / Intake manifold Ø 20

005712 Valvola lamellare in fibra 6 petali / Fibre reed valve



QUADRO N° 35 / CHART NR. 35

HONDA 80 CC



CC.	KIT Ø					
Original	49,5	062100	062102 (pin Ø 12-2 rings)	062116/R	P400210600071	S410000304002
120	55	060300	060302 (pin Ø 12-2 rings)	060316/R	060303	S410000304002

ACCESSORI / ACCESSORIES

070206 Carburatore Dell'Orto PHBG 21 BS con attacco elastico / Carburettor Dell'Orto PHBG 21 BS for rubber manifold

000006 Carburatore Dell'Orto PHBL 22 BS con attacco elastico / Carburettor Dell'Orto PHBL 22 BS for rubber manifold






000066 Carburatore Dell'Orto PHBL 24 BS con attacco elastico / Carburettor Dell'Orto PHBL 24 BS for rubber manifold

000666 Carburatore Dell'Orto PHBL 26 BS con attacco elastico / Carburettor Dell'Orto PHBL 26 BS for rubber manifold

QUADRO N° 36 / CHART NR. 36

HONDA 125 CC



CC.	KIT Ø						
125	54	066600*	066602 (pin Ø 16-2 rings)	066616 (2 pcs)	066603	066604	380
190	66	065300*	001402/1 (pin Ø 16-2 rings)	001416/R	065303	065304	

* Senza valvola di scarico / Without exhaust power valve

QUADRO N° 37 / CHART NR. 37

HONDA 125 CC



CC.	KIT Ø					
190	66	060200	001402 (pin Ø 16-2 rings)	001416/R	060203	300

ACCESSORI / ACCESSORIES

062000 Cilindro sfuso in alluminio come originale Ø 56 / Original aluminium cylinder only Ø 56

QUADRO N° 38 / CHART NR. 38

HONDA 250 CC



CC.	KIT Ø					
293	79	P400210100011	S4C07900001	S41316126	P400210160010	S41317043

ACCESSORI / ACCESSORIES

S4C07925001 Pistone fuso completo Ø 79,25 / Cast-Lite piston kit Ø 79,25






S41316127 Serie segmenti / Rings kit

S41317043 Spinotto e clips / Pin and clips

QUADRO N° 39 / CHART NR. 39

KREIDLER 50 CC



CC.	KIT Ø					
Original	40	067700/1 SOLD OUT	067702.A (pin Ø 14-2 rings) 067702.B (pin Ø 14-2 rings)	000116/R (Ø 40x2L)	008816/R (Ø 40x1,5)	067803/1
70	44	067800 *69 SOLD OUT	067802.A (pin Ø 14-2 rings)	061116/R	008816/R (Ø 40x1,5)	067803





ACCESSORI / ACCESSORIES

070206 Carburatore Dell'Orto PHBG 21 BS con attacco elastico / Carburettor Dell'Orto PHBG 21 BS for rubber manifold

QUADRO N° 40 / CHART NR. 40

MBK 50 CC



CC.	KIT Ø				
50	39	009400	009402/1.F (pin Ø 13-1 ring) 009402/1.G (pin Ø 13-1 ring)	071316/R	009403
70	47	004000 SOLD OUT	004002/1.A (pin Ø 13-1 ring) 004002/1.B (pin Ø 13-1 ring) 004002/1.C (pin Ø 13-1 ring) 004002/1.D (pin Ø 13-1 ring) 004002/1.E (pin Ø 13-1 ring) 004002/1.F (pin Ø 13-1 ring)	004016/R	004003

ACCESSORI / ACCESSORIES

MBK: AV10 50, MOBY 51V 50

003955 Collettore aspirazione Ø 15 / Intake manifold Ø 15



009455 *1 Collettore aspirazione Ø 20 / Intake manifold Ø 20



063105 Collettore aspirazione Ø 20 / Intake manifold Ø 20



004012 Valvola lamellare speciale in fibra 2 petali
Special fibre reed valve



009512 Valvola lamellare in fibra 4 petali
Special fibre reed valve



003912 Valvola lamellare / Reed valve
003954 Scatola valvola lamellare / Reed valve box
003955 Collettore aspirazione Ø 15 / Intake manifold Ø 15
003953 Serie guarnizioni / Gasket kit

003997 Busta viti e chiavi / Screw pouch
003912 Valvola lamellare / Reed valve
003954 Scatola valvola lamellare / Reed valve box
063105 Collettore aspirazione Ø 20 / Intake manifold Ø 20
003953 Serie guarnizioni / Gasket kit
003997 Busta viti e chiavi / Screw pouch
070206 Carburatore Dell'Orto PHBG 21 BS con attacco elastico
Carburettor Dell'Orto PHBG 21 BS for rubber manifold

QUADRO N° 41 / CHART NR. 41

MBK 50 CC



RICAMBI DISPONIBILI AD ESAURIMENTO
SPARE PARTS AVAILABLE

CC.	KIT Ø			
50	39	009402/1.F (pin Ø 13-1 ring) 009402/1.G (pin Ø 13-1 ring)	071316/R	063003

ACCESSORI / ACCESSORIES

063004* Testa Ø 39 (50 cc) / Head cylinder Ø 39 (50 cc)



VEDI ACCESSORI QUADRO 38
SEE ACCESSORIES CHART 38

*Disponibile fino ad esaurimento scorte / Spare parts available

QUADRO N° 42 / CHART NR. 42

MINARELLI 50 CC



RICAMBI DISPONIBILI AD ESAURIMENTO
SPARE PARTS AVAILABLE

CC.	KIT Ø			
60	44	001016/R	066803	S410000304002

ACCESSORI / ACCESSORIES

- 070206 Carburatore Dell'Orto PHBG 21 BS con attacco elastico
Carburettor Dell'Orto PHBG 21 BS for rubber manifold
- 006666 Carburatore Dell'Orto PHBH 28 BS con attacco ELASTICO
Carburettor Dell'Orto PHBH 28 BS for rubber manifold
- 021725 Collettore scarico rigido a 2 fori / Rigid exhaust manifold



020005 Collettore di aspirazione / Intake manifold Ø 20



041725 Collettore scarico rigido a 3 fori
Rigid exhaust manifold



MACAL P4 R 50

MINARELLI G1R 50, P4 50, P6 50, P6R 50

010005 Collettore di aspirazione / Intake manifold Ø 30



MINARELLI P6 50

- 070206 Carburatore Dell'Orto PHBG 21 BS con attacco elastico
Carburettor Dell'Orto PHBG 21 BS for rubber manifold
- 006666 Carburatore Dell'Orto PHBH 28 BS con attacco ELASTICO
Carburettor Dell'Orto PHBH 28 BS for rubber manifold

003006 Carburatore Dell'Orto PHBG 20 AS con attacco RIGIDO (LEVA)
Carburettor Dell'Orto PHBG 20 AS for rigid manifold

010006 Carburatore Dell'Orto PHBH 30 BS con attacco ELASTICO
Carburettor Dell'Orto PHBH 30 BS for rubber manifold

MINARELLI G1R 50

063812 Valvola lamellare speciale in fibra 2 petali
Special fibre reed valve, 2 reeds



020305 Collettore di aspirazione / Intake manifold Ø 15



QUADRO N° 43 / CHART NR. 43

MINARELLI 50 CC



RICAMBI DISPONIBILI AD ESAURIMENTO
SPARE PARTS AVAILABLE

CC.	KIT Ø				
70	47,6	080016/R	S410000304002	S410000304007	006103

ACCESSORI / ACCESSORIES

003006 Carburatore Dell'Orto PHBG 20 AS con attacco RIGIDO (LEVA) / Carburettor Dell'Orto PHBG 20 AS for rigid manifold

070206 Carburatore Dell'Orto PHBG 21 BS con attacco elastico / Carburettor Dell'Orto PHBG 21 BS for rubber manifold

MINARELLI V1 50, V1L 50

063812 Valvola lamellare speciale in fibra 2 petali / Special fibre reed valve, 2 reeds



QUADRO N° 45 / CHART NR. 45

MINARELLI 50 CC



CC.	KIT Ø					COLLETTORE DI ASPIRAZIONE INTAKE MANIFOLD	
70	43,5	041800	041802 (pin Ø 12-2 rings)	041816/R	041803	041805 (Ø 20)	S410000304002

ACCESSORI / ACCESSORIES

003006 Carburatore Dell'Orto PHBG 20 AS con attacco RIGIDO (LEVA)
Carburettor Dell'Orto PHBG 20 AS for rigid manifold

070206 Carburatore Dell'Orto PHBG 21 BS con attacco ELASTICO
Carburettor Dell'Orto PHBG 21 BS for rubber manifold

006666 Carburatore Dell'Orto PHBH 28 BS con attacco ELASTICO
Carburettor Dell'Orto PHBH 28 BS for rubber manifold

MINARELLI RV3A 50, RV4A 50

010006 Carburatore Dell'Orto PHBH 30 BS con attacco ELASTICO
Carburettor Dell'Orto PHBH 30 BS for rubber manifold

010005 Collettore di aspirazione / Intake manifold Ø 30



020305 Collettore di aspirazione / Intake manifold Ø 15



020005 Collettore di aspirazione / Intake manifold Ø 20 Col



021725 Collettore scarico rigido a 2 fori / Rigid exhaust manifold



041725 Collettore scarico rigido a 3 fori / Rigid exhaust manifold



QUADRO N° 44 / CHART NR. 44

MINARELLI 50 CC



CC.	KIT Ø						COLLETTORE DI ASPIRAZIONE INTAKE MANIFOLD	COLLETTORE DI SCARICO EXHAUST MANIFOLD	
60	40	010500/1	010002/1 (pin Ø 12-1 ring)	004416/R	010503	010504/1	020005 (Ø 20)		S410000304002
75	48	021700 *8	020502 (pin Ø 12-1 ring)	001716/R	020503	020504	020005 (Ø 20)	021725	S410000304002

ACCESSORI / ACCESSORIES
VEDI ACCESSORI QUADRO 42 / SEE ACCESSORIES CHART 42

QUADRO N° 46 / CHART NR. 46

MORINI 50 CC



CC.	KIT Ø					COLLETTORE DI ASPIRAZIONE INTAKE MANIFOLD	COLLETTORE DI ASPIRAZIONE INTAKE MANIFOLD	VALVOLA LAMELLARE SPECIALE 4 PETALI SPECIAL REED VALVE, 4 REEDS	
80	48	003800	020502/1 (pin Ø 12-1 ring)	001716/R	003803	020305 (Ø 15)	020005 (Ø 20)	009512/2	S410000304002

ACCESSORI / ACCESSORIES
003006 Carburatore Dell'Orto PHBG 20 AS con attacco RIGIDO (LEVA) / Carburettor Dell'Orto PHBG 20 AS for rigid manifold
070206 Carburatore Dell'Orto PHBG 21 BS con attacco ELASTICO / Carburettor Dell'Orto PHBG 21 BS for rubber manifold
010006 Carburatore Dell'Orto PHBH 30 BS con attacco ELASTICO / Carburettor Dell'Orto PHBH 30 BS for rubber manifold

MORINI RV 50, T4 50

010005 Collettore di aspirazione / Intake manifold Ø 30



063812 Valvola lamellare speciale in fibra 2 petali / Special fibre reed valve, 2 reeds



QUADRO N° 47 / CHART NR. 47

MORINI 50 CC



CC.	KIT Ø					COLLETTORE DI SCARICO RIGIDO RIGID EXHAUST MANIFOLD	BUSTA VITI SCREW POUCH	VALVOLA LAMELLARE SPECIALE 4 PETALI SPECIAL REED VALVE, 4 REEDS	FLANGIA PER COLLETTORE FLANGE FOR MANIFOLD	FLANGIA CHIUSURA ASPIRAZIONE FLANGE TO CLOSE THE SUCTION	
80	48	003800/1 *5	020502/1 (pin Ø 12-1 ring)	001716/R	003803/1	021725	003897	009512/2	003817/1	003817/2	S410000304002

ACCESSORI / ACCESSORIES
003006 Carburatore Dell'Orto PHBG 20 AS con attacco RIGIDO (LEVA)
Carburettor Dell'Orto PHBG 20 AS for rigid manifold
070206 Carburatore Dell'Orto PHBG 21 BS con attacco ELASTICO
Carburettor Dell'Orto PHBG 21 BS for rubber manifold
010006 Carburatore Dell'Orto PHBH 30 BS con attacco ELASTICO
Carburettor Dell'Orto PHBH 30 BS for rubber manifold

010005 Collettore di aspirazione / Intake manifold Ø 30



020005 Collettore di aspirazione / Intake manifold Ø 20



QUADRO N° 48 / CHART NR. 48

MORINI 50 CC



CC.	KIT Ø					TAPPI OTTONE 17X18 BRASS STOPPERS 17X18	RACCORDO ACQUA WATER CONNECTION	
50	39	063800	000902 (1 ring)	000916/R	063803	063928	063919	

ACCESSORI / ACCESSORIES

070206 Carburatore Dell'Orto PHBG 21 BS con attacco ELASTICO / Carburettor Dell'Orto PHBG 21 BS for rubber manifold

QUADRO N° 49 / CHART NR. 49

PEUGEOT 50 CC



RICAMBI DISPONIBILI AD ESAURIMENTO SPARE PARTS AVAILABLE

CC.	KIT Ø	
Original	40	S410000304002

ACCESSORI / ACCESSORIES

070206 Carburatore Dell'Orto PHBG 21 BS con attacco ELASTICO
Carburettor Dell'Orto PHBG 21 BS for rubber manifold

PEUGEOT 103 50

060500 *11 Carter speciale Ø standard / Crankcase standard Ø

PEUGEOT 103 50, 105 50, FOX 50, GL10 50

002306/1 Carburatore Dell'Orto PHBG 20 con attacco RIGIDO
Carburettor Dell'Orto PHBG 20 for rigid manifold

004706 Carburatore Dell'Orto SHA 15/15 x ATG con attacco RIGIDO
Carburettor Dell'Orto SHA 15/15 for ATG for rigid manifold

002605 Collettore aspirazione Ø 20 / Intake manifold Ø 20



002305 Collettore aspirazione rigido Ø 15 / Rigid intake manifold Ø 15



002327 Decompressore Peugeot / Decompressor Peugeot



061250 Gruppo alimentazione 4 petali per carburatori Ø 20
002328 Tappo decompressore testa / Head decompressor stopper








PEUGEOT 103 50, 105 50, FOX 50
002312 Valvola lamellare maggiorata in fibra / Fibre reed valve



QUADRO N° 50 / CHART NR. 50

PEUGEOT 50 CC



CC.	KIT Ø						
50	40	064400	064402 (pin Ø 12-1 ring)	070016/R	009603	S410000304002	120
70	46	002300	002302 (pin Ø 12-1 ring)	002316/R	002303	S410000304002	130

ACCESSORI / ACCESSORIES

HONDA WALLAROO 50

- 070206 Carburatore Dell'Orto PHBG 21 BS con attacco ELASTICO / Carburettor Dell'Orto PHBG 21 BS for rubber manifold
- 002312 Valvola lamellare maggiorata in fibra / Fibre reed valve






VEDI ACCESSORI QUADRO 49 PER / SEE ACCESSORIES CHART 49 FOR PEUGEOT 103 50, 105 50, FOX 50, GL10 50

QUADRO N° 51 / CHART NR. 51

PEUGEOT 50 CC



**RICAMBI DISPONIBILI AD ESAURIMENTO
 SPARE PARTS AVAILABLE**

CC.	KIT Ø				
70	46	002316/R	002303	S410000304002	

ACCESSORI / ACCESSORIES

- 070206 Carburatore Dell'Orto PHBG 21 BS con attacco ELASTICO
 Carburettor Dell'Orto PHBG 21 BS for rubber manifold

PEUGEOT 154 50, CRX POLIGONAL 50

- 002306/1 Carburatore Dell'Orto PHBG 20 con attacco RIGIDO
 Carburettor Dell'Orto PHBG 20 for rigid manifold
- 004706 Carburatore Dell'Orto SHA 15/15 x ATG con attacco RIGIDO
 Carburettor Dell'Orto SHA 15/15 for ATG for rigid manifold
- 061250 Gruppo alimentazione 4 petali per carburatori Ø 20

- 002605 Collettore aspirazione Ø 20 / Intake manifold Ø 20



- 002305 Collettore aspirazione rigido Ø 15
 Rigid intake



manifold Ø 15

- 002327 Decompressore Peugeot / Decompressor Peugeot









- 002328 Tappo decompressore testa / Head decompressor stopper



QUADRO N° 52 / CHART NR. 52

PIAGGIO 50 CC



CC.	KIT Ø						
63	43	061300 (cast iron, pin Ø 10)				S410000304001	
63 Sporting	43	064900	064902 (pin Ø 10)	064816/R		S410000304001	064803
63 Sporting	43	064800	064802 (pin Ø 12)	064816/R		S410000304002	064803
72 Racing	46	065500	065502 (pin Ø 10)	065416/R (Ø 46x2L)	002316/R (Ø 46x1,5)	S410000304001	065403
72 Racing	46	065400	065402 (pin Ø 12)	065416/R (Ø 46x2L)	002316/R (Ø 46x1,5)	S410000304002	065403

ACCESSORI / ACCESSORIES

070206 Carburatore Dell'Orto PHBG 21 BS con attacco ELASTICO
Carburettor Dell'Orto PHBG 21 BS for rubber manifold

PIAGGIO BOXER 50, BRAVO 50, CBA 50, CIAO 50, CIAO PX 50 ECO 50, GRILLO 50, SI 50

064806 Carburatore Dell'Orto SHA 13/13 con attacco RIGIDO
Carburettor Dell'Orto SHA 13/13 for rigid manifold
004706 Carburatore Dell'Orto SHA 15/15 x ATG con attacco RIGIDO
Carburettor Dell'Orto SHA 15/15 for ATG for rigid manifold

PIAGGIO BOXER 50, BRAVO 50, CBA 50, CIAO 50, CIAO PX 50 ECO 50, GRILLO 50, SI 50

002306/1 Carburatore Dell'Orto PHBG 20 con attacco RIGIDO
Carburettor Dell'Orto PHBG 20 with rigid manifold






PIAGGIO BOXER 50, BRAVO 50, CIAO 50, CIAO PX 50, GRILLO 50, SI 50

S41000030P002 Kit 6 rulli / Kit 6 rollers Ø 15x12 - gr. 4,2
S41000030P003 Kit 6 rulli / Kit 6 rollers Ø 15x12 - gr. 5
S41000030P004 Kit 6 rulli / Kit 6 rollers Ø 15x12 - gr. 6
S41000030P006 Kit 6 rulli / Kit 6 rollers Ø 15x12 - gr. 7,3
S41000030P007 Kit 6 rulli / Kit 6 rollers Ø 15x12 - gr. 9
S41000030P023 Kit 6 rulli / Kit 6 rollers Ø 16x13 - gr. 3
S41000030P015 Kit 6 rulli / Kit 6 rollers Ø 16x13 - gr. 4,3
S41000030P017 Kit 6 rulli / Kit 6 rollers Ø 16x13 - gr. 5
S41000030P019 Kit 6 rulli / Kit 6 rollers Ø 16x13 - gr. 6,5

QUADRO N° 53 / CHART NR. 53

PIAGGIO 50 CC










CC.	KIT Ø					
50	38,4	074400	074402 (pin Ø 10)	074416/R	S410000304001	074403
50	38,4	074500	074502 (pin Ø 12)	074416/R	S410000304002	074403

VEDI ACCESSORI QUADRO 52 / SEE ACCESSORIES CHART 52

QUADRO N° 54 / CHART NR. 54

PIAGGIO 50 CC



CC.	KIT Ø						
50	38,4		005000 (cast iron)	005002 (2 rings)	074416/R	009003	
75	47	004800 (cast iron)		004802 (pin Ø 12-2 rings)	004816/R	009003	004804
102	55	004900 (cast iron)		004902 (pin Ø 12-2 rings)	060316/R	009003	004904



ACCESSORI / ACCESSORIES

- 070206 Carburatore Dell'Orto PHBG 21 BS con attacco ELASTICO / Carburettor Dell'Orto PHBG 21 BS for rubber manifold
- 004806/3 Carburatore Dell'Orto SHB 16/16 con attacco RIGIDO (per VESPA PK e XL 50) / Carburettor Dell'Orto SHB 16/16 for rigid manifold (for VESPA PK and XL 50)
- 004904 Testa speciale / Special cylinder head

QUADRO N° 55 / CHART NR. 55

PIAGGIO 125 CC



CC.	KIT Ø			
150	57	005200 (cast iron)	009003	005204

ACCESSORI / ACCESSORIES




- 009005 Collettore aspirazione Ø 34 (Vespa ET3 125)-ATTACCO RIGIDO / Intake manifold Ø 34 (Vespa ET3 125)



QUADRO N° 56 / CHART NR. 56

PIAGGIO 200 CC



CC.	KIT Ø			
210	68	005500 (cast iron)	005502 (1 ring)	005516/R

QUADRO N° 57 / CHART NR. 57

PUCH 50 CC



CC.	KIT Ø					
50	38	065800 SOLD OUT	002002 (pin Ø 12-1 ring)	002016/R	002103/1	S410000304002

ACCESSORI / ACCESSORIES

003006	Carburatore Dell'Orto PHBG 20 AS con attacco RIGIDO (LEVA) Carburettor Dell'Orto PHBG 20 AS for rigid manifold		002005 *3	Collettore aspirazione rigido Ø 15 Rigid intake manifold Ø 15	
070206	Carburatore Dell'Orto PHBG 21 BS con attacco ELASTICO Carburettor Dell'Orto PHBG 21 BS for rubber manifold		002005/4 *3	Collettore aspirazione rigido Ø 20 Rigid intake manifold Ø 20	
002006	Carburatore Dell'Orto SHA 16x16 con attacco RIGIDO Carburettor Dell'Orto SHA 16x16 for rigid manifold		002108	Curva scarico Puch Ø 28 Flashover curve Ø 28	
002005/3 *4	Collettore aspirazione rigido Ø 12-45° Rigid intake manifold Ø 12-45°		002013	Pignone 17 denti / Pinion 17 teeth	
002005/1 *4	Collettore aspirazione rigido Ø 13-90° Rigid intake manifold Ø 13-90°		002104	Testa cilindro Ø 45 / Head cylinder Ø 45	

QUADRO N° 58 / CHART NR. 58

PUCH 50 CC



CC.	KIT Ø					
50	38	002000	002002 (pin Ø 12-1 ring)	002016/R	002103/1	S410000304002
70	45	002100	002102 (pin Ø 12-1 ring)	002416/R	002103	S410000304002

VEDI ACCESSORI QUADRO 57 / SEE ACCESSORIES CHART 57

QUADRO N° 59 / CHART NR. 59

PUCH 50 CC







CC.	KIT Ø					SERIE GUARNIZIONI PACCO LAMELLARE REED VALVE GASKETS KIT	VALVOLA LAMELLARE REED VALVE	COLLETTORE ASPIRAZIONE INTAKE MANIFOLD	
50	38	008200	002002 (pin Ø 12-1 ring)	002016/R	002103/1	073803/1	064812	002205 (Ø 20)	S410000304002
70	45	002200	002102 (pin Ø 12-1 ring)	002416/R	002103	073803/1	064812	002205 (Ø 20)	S410000304002

VEDI ACCESSORI QUADRO 57 / SEE ACCESSORIES CHART 57

QUADRO N° 60 / CHART NR. 60

PUCH 50 CC



CC.	KIT Ø								
50	38	001900	008102 (pin Ø 12)	008116/R	S410000304002	BOCCOLA ASPIRAZIONE Ø 8,4 mm - INTAKE Ø 8,4 mm			
50	38	001900/8.7	008102 (pin Ø 12)	008116/R	S410000304002	BOCCOLA ASPIRAZIONE Ø 8,7 mm - INTAKE Ø 8,7 mm			
50	38	001900/9	008102/9 (pin Ø 12)	008116/R	S410000304002	BOCCOLA ASPIRAZIONE Ø 9 mm - INTAKE Ø 9,0 mm			
50	38	008100	008102 (pin Ø 12)	008116/R	S410000304002				

VEDI ACCESSORI QUADRO 57 / SEE ACCESSORIES CHART 57

QUADRO N° 61 / CHART NR. 61

RIZZATO ATALA 50 CC



CC.	KIT Ø						COLLETTORE ASPIRAZIONE RIGIDO RIGID INTAKE MANIFOLD		COLLETTORE DI SCARICO EXHAUST MANIFOLD
75	48	021700 *8	020502 (pin Ø 12-1 ring)	001716/R	020503	020504	020005 (Ø 20)	S410000304002	021725

ACCESSORI / ACCESSORIES

070206 Carburatore Dell'Orto PHBG 21 BS con attacco ELASTICO / Carburettor Dell'Orto PHBG 21 BS for rubber manifold
 006666 Carburatore Dell'Orto PHBH 28 BS con attacco ELASTICO / Carburettor Dell'Orto PHBH 28 BS for rubber manifold

QUADRO N° 62 / CHART NR. 62

SACHS 50 CC CORSA LUNGA LONG STROKE



CC.	KIT Ø					COLLETORE SCARICO EXHAUST MANIFOLD
55	40	010302/1.A (pin Ø 12-1 ring) 010302/1.B (pin Ø 12-1 ring) 010302/1.C (pin Ø 12-1 ring) 010302/1.D (pin Ø 12-1 ring) 010302/1.E (pin Ø 12-1 ring) 010302/1.F (pin Ø 12-1 ring)	000116/R	S410000304002	010503	020505 (Ø 20)
55	40	010302.A (pin Ø 14-1 ring) 010302.B (pin Ø 14-1 ring) 010302.F (pin Ø 14-1 ring)	000116/R		010503	020505 (Ø 20)
60	42	010002/1.B (pin Ø 12-1 ring) 010002/1.C (pin Ø 12-1 ring) 010002/1.D (pin Ø 12-1 ring) 010002/1.E (pin Ø 12-1 ring) 010002/1.F (pin Ø 12-1 ring)	004416/R	S410000304002	010503	020505 (Ø 20)
60	42	010002.A (pin Ø 14-1 ring) 010002.B (pin Ø 14-1 ring)	004416/R		010503	020505 (Ø 20)

ACCESSORI / ACCESSORIES

- 003006 Carburatore Dell'Orto PHBG 20 AS con attacco RIGIDO (LEVA)
Carburettor Dell'Orto PHBG 20 AS for rigid manifold
- 070206 Carburatore Dell'Orto PHBG 21 BS con attacco ELASTICO
Carburettor Dell'Orto PHBG 21 BS for rubber manifold
- 006666 Carburatore Dell'Orto PHBH 28 BS con attacco ELASTICO
Carburettor Dell'Orto PHBH 28 BS for rubber manifold
- 010006 Carburatore Dell'Orto PHBH 30 BS con attacco ELASTICO
Carburettor Dell'Orto PHBH 30 BS for rubber manifold

020005 Collettore di aspirazione / Intake manifold Ø 20



QUADRO N° 63 / CHART NR. 63

SACHS 50 CC CORSA LUNGA LONG STROKE



CC.	KIT Ø						COLLETORE ASPIRAZIONE INTAKE MANIFOLD
80	48	020000	020302 (pin Ø 14-1 ring)	001716/R	020503	020304	020505 (Ø 20)
80	48	020000/1	020502 (pin Ø 12-1 ring)	001716/R	S410000304002	020304	020505 (Ø 20)

VEDI ACCESSORI QUADRO 62 / SEE ACCESSORIES CHART 62

QUADRO N° 64 / CHART NR. 64

SACHS 50 CC

NB: Aspirazione inclinata / Tilted intake



CC.	KIT Ø				
80	47	073600	073602.A/B/C (pin Ø 12-1 ring)	073616/R	073603

VEDI ACCESSORI QUADRO 62 / SEE ACCESSORIES CHART 65

QUADRO N° 65 / CHART NR. 65

SACHS 50 CC



CC.	KIT Ø					COLLETTORE SCARICO EXHAUST MANIFOLD	COLLETTORE ASPIRAZIONE INTAKE MANIFOLD	COLLETTORE ASPIRAZIONE INTAKE MANIFOLD	SERIE GUARNIZIONI PACCO LAMELLARE REED VALVE GASKETS KIT	VALVOLA LAMELLARE REED VALVE	PIASTRA SUPPORTO CAVI TIE PLATE	
47	38	073900	073902 (pin Ø 12-1 ring)	002016/R	074003	020505 (Ø 20)	073905 (Ø 15)					S410000304002
47	38	073900/1	073902 (pin Ø 12-1 ring)	002016/R	074003							S410000304002
70	45	074000	074002 (1 ring)	002416/R	074003	020505 (Ø 20)	073905 (Ø 15)					
70	45	074000/1	074002 (1 ring)	002416/R	074003							
80	48	073800	073602 (1 ring)	073616/R	073903	020505 (Ø 20)	073805 (Ø 15)	073805/1 (Ø 20)	073803/1	064812	073817	

ACCESSORI / ACCESSORIES

- 003006 Carburatore Dell'Orto PHBG 20 AS con attacco RIGIDO (LEVA)
Carburettor Dell'Orto PHBG 20 AS for rigid manifold
- 070206 Carburatore Dell'Orto PHBG 21 BS con attacco ELASTICO
Carburettor Dell'Orto PHBG 21 BS for rubber manifold
- 004406 Carburatore Dell'Orto SHA 15/15 con attacco RIGIDO
Carburettor Dell'Orto SHA 15/15 for rigid manifold
- 074005 Collettore aspirazione inclinato Ø 15 / Tilted intake manifold Ø 15

073908 Curva scarico Ø 28 / Flashover curve Ø 28



QUADRO N° 66 / CHART NR. 66

SUZUKI 50 CC



CC.	KIT Ø					
70	47	075400/1	075402/1 (1 ring)	075416/R	075403/1	S410000304005

ACCESSORI / ACCESSORIES

- 070206 Carburatore Dell'Orto PHBG 21 BS con attacco ELASTICO / Carburettor Dell'Orto PHBG 21 BS for rubber manifold

QUADRO N° 67 / CHART NR. 67

SUZUKI 50 CC



CC.	KIT Ø				
75	47	064600 (cast iron)	064602 (2 rings)	004016/R	064603






ACCESSORI / ACCESSORIES

070206 Carburatore Dell'Orto PHBG 21 BS con attacco ELASTICO / Carburettor Dell'Orto PHBG 21 BS for rubber manifold

QUADRO N° 69 / CHART NR. 69

YAMAHA 50 CC (MARCE / RUNNINGS)



CC.	KIT Ø					
65	45	006800	006802 (pin Ø 12-1 ring)	002416/R	006803	S410000304002

ACCESSORI / ACCESSORIES

003006 Carburatore Dell'Orto PHBG 20 AS con attacco RIGIDO (LEVA)
Carburettor Dell'Orto PHBG 20 AS for rigid manifold
070206 Carburatore Dell'Orto PHBG 21 BS con attacco ELASTICO
Carburettor Dell'Orto PHBG 21 BS for rubber manifold
006805 Collettore aspirazione completo Ø 20 / Intake manifold Ø 20






009512 Valvola lamellare in fibra 4 petali / Fibre reed valve, 4 reeds



QUADRO N° 70 / CHART NR. 70

YAMAHA 50 CC



CC.	KIT Ø					
50	40	068800	S410480302001.AB (pin Ø 12-1 ring)	070016/R	S410000304002	068803
70	45	069000	007502/1 (pin Ø 12-2 rings)	002416/R	S410000304002	069003
80	55	P400485100007 PORTOGALLO (no piston)				068703

ACCESSORI / ACCESSORIES

070206 Carburatore Dell'Orto PHBG 21 BS con attacco ELASTICO / Carburettor Dell'Orto PHBG 21 BS for rubber manifold

QUADRO N° 71 / CHART NR. 71

YAMAHA 80 CC



CC.	KIT Ø					
80	49,5	068600	062102 (pin Ø 12-2 rings)	062116/R	068603	S410000304002
110	55	068700	060302 (pin Ø 12-2 rings)	060316/R	068703	S410000304002
115	57	001600/1	001602/1 (pin Ø 12-2 rings)	005716/R	001603/1	S410000304002

ACCESSORI / ACCESSORIES

- 070206 Carburatore Dell'Orto PHBG 21 BS con attacco ELASTICO / Carburettor Dell'Orto PHBG 21 BS for rubber manifold
- 000066 Carburatore Dell'Orto PHBL 24 BS con attacco elastico / Carburettor Dell'Orto PHBL 24 BS for rubber manifold
- 000666 Carburatore Dell'Orto PHBL 26 BS con attacco elastico / Carburettor Dell'Orto PHBL 26 BS for rubber manifold

QUADRO N° 72 / CHART NR. 72

ZUNDAPP 50 CC



CC.	KIT Ø					
Original	39	003300	003302 (pin Ø 12-1 ring)	003016/R		S410000304002
50	39	003000	003002 (pin Ø 12-1 ring)	003016/R	003003	S410000304002
70	45	003100	003102 (pin Ø 12-1 ring)	002416/R	003103	S410000304002

ACCESSORI / ACCESSORIES

- 003006 Carburatore Dell'Orto PHBG 20 AS con attacco RIGIDO (LEVA) / Carburettor Dell'Orto PHBG 20 AS for rigid manifold
- 070206 Carburatore Dell'Orto PHBG 21 BS con attacco ELASTICO / Carburettor Dell'Orto PHBG 21 BS for rubber manifold
- 004406 Carburatore Dell'Orto SHA 15/15 con attacco RIGIDO / Carburettor Dell'Orto SHA 15/15 for rigid manifold

- 003004 Testa speciale ad alta compressione Ø 39 / Special head cylinder
- 003104 Testa speciale ad alta compressione per cilindri Ø 45 / Special head cylinder Ø 45



QUADRO N° 73 / CHART NR. 73

ZUNDAPP 50 CC



CC.	KIT Ø					
50	39	007200	003002 (pin Ø 12-1 ring)	003016/R	003003	S410000304002
70	45	007100	003102 (pin Ø 12-1 ring)	003016/R	003103	S410000304002

ACCESSORI / ACCESSORIES

- 003006 Carburatore Dell'Orto PHBG 20 AS con attacco RIGIDO (LEVA) / Carburettor Dell'Orto PHBG 20 AS for rigid manifold
- 070206 Carburatore Dell'Orto PHBG 21 BS con attacco ELASTICO / Carburettor Dell'Orto PHBG 21 BS for rubber manifold
- 004406 Carburatore Dell'Orto SHA 15/15 con attacco RIGIDO / Carburettor Dell'Orto SHA 15/15 for rigid manifold

QUADRO N° 74 / CHART NR. 74

ZUNDAPP 50 CC



CC.	KIT Ø					
Original	39	063700	003002 (pin Ø 12-1 ring)	003016/R	003405	S410000304002
70	45	063600	003102 (pin Ø 12-1 ring)	002416/R	003103	S410000304002

ACCESSORI / ACCESSORIES

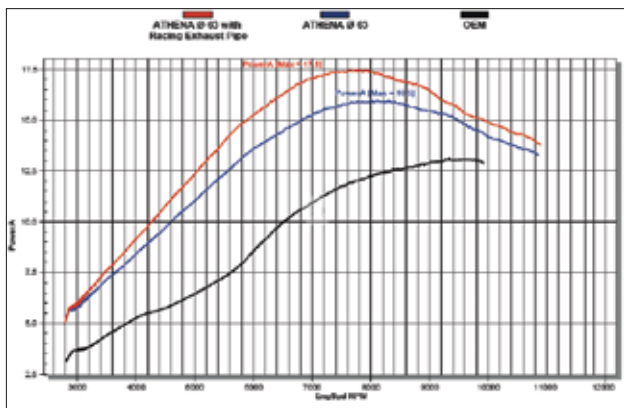
- 003006 Carburatore Dell'Orto PHBG 20 AS con attacco RIGIDO (LEVA) / Carburettor Dell'Orto PHBG 20 AS for rigid manifold
- 070206 Carburatore Dell'Orto PHBG 21 BS con attacco ELASTICO / Carburettor Dell'Orto PHBG 21 BS for rubber manifold
- 004406 Carburatore Dell'Orto SHA 15/15 con attacco RIGIDO / Carburettor Dell'Orto SHA 15/15 for rigid manifold

QUADRO N° 76 / CHART NR. 76

YAMAHA YZF 125 R 2008-2011



CC.	KIT Ø					
182,6	63	P400485100034	S4C06300002A (Ø 62,95 mm) S4C06300002B (Ø 62,96 mm)	P400485160020	S41316168	S410485380002



ATHENA 13,5 kW / 17,5 HP

Test eseguiti con / test made with:

- Kit ATHENA Ø 63 mm;
- Gruppo scarico Racing Athena / Athena racing exhaust system
- Centralina aggiuntiva GET / add on GET UNIT

ATHENA 12,3 kW / 16,5 HP

Test eseguiti con / test made with:

- Kit ATHENA Ø 63 mm;
- Gruppo scarico originale / OE exhaust system
- Centralina aggiuntiva GET / add on GET UNIT

OEM 19,7 kW / 13,0 HP

Test eseguiti con motore originale / test made with OE engine



ATHENA Ø 63
E GRUPPO SCARICO RACING
WITH RACING EXHAUST PIPE

P400485120009

OEM

ATHENA Ø 63

	OEM	ATHENA Ø 63	ATHENA Ø 63
ALESAGGIO / CYLINDER BORE	52 mm	63 mm	63 mm
CORSA / STROKE	58,6 mm	58,6 mm	58,6 mm
CILINDRATA / DISPLACEMENT	124,7 cc	182,6 cc	182,6 cc
RAPP. DI COMPRESSIONE / COMPRESSION RATIO	11,2:1	11,4:1	11,4:1
POTENZA ALLA RUOTA / WHEEL POWER	9,70 Kw / 13,0 HP / 9300 rpm	12,30 Kw / 16,5 HP / 8000 rpm	13,50 Kw / 17,5 HP / 8000 rpm

QUADRO N° 75 / CHART NR. 75

suitable for:

YAMAHA X-MAX 125 2006-2012

YAMAHA X-CITY 125 2008-2011

CILINDRO, PISTONE, KIT GUARNIZIONI, CENTRALINA

CYLINDER, PISTON, GASKET KIT, ECU

BIG BORE Ø 63 mm / 183 cc



P/N: **P400485100045**

Nuovo kit **BIG BORE** per **YAMAHA X-MAX** e **X-CITY**. Il kit è comprensivo di cilindro in alluminio con riporto la Nichel-Silicio, di pistone fuso e di centralina aggiuntiva, progettata dai tecnici GET, che corregge la curva di iniezione per portare al top le prestazioni del motore. Si tratta di un kit PLUG&PLAY che non necessita di modifiche al carter per essere montato.

New **BIG BORE** Kit for **YAMAHA X-MAX** and **X-CITY**. The performance kit includes: durable nickasil coated aluminium cylinder, high performing cast-lite piston, gasket kit with multilayer Head Gasket, replacement ECU develop by GET with Plug & Play ready to use wiring, high performance map to get maximum power out of the cylinder kit.

- **S4C06300002A** Pistone forgiato Ø62.95;
- **S4C06300002B** Pistone forgiato Ø62.96;
- **S41316167** Segmento;
- **P400270160059** Kit guarnizioni smeriglio;
- **S410485380005** Centralina;

OEM

ATHENA

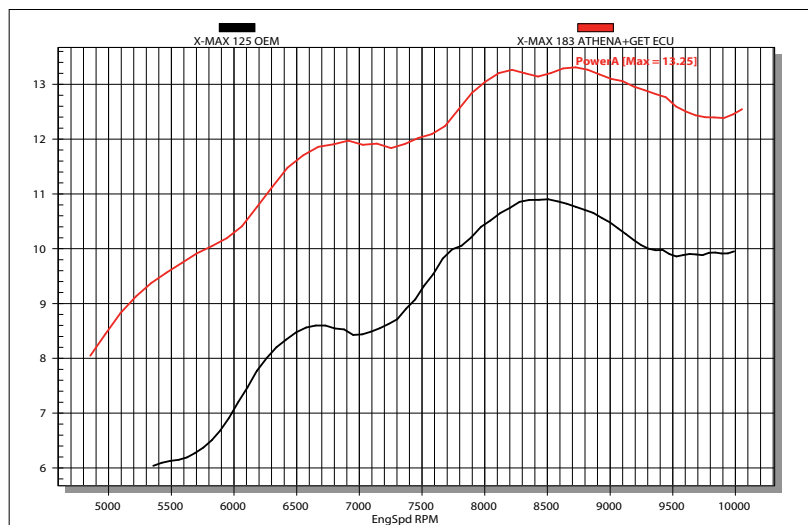
	OEM	ATHENA
CYLINDER BORE	52 mm	63 mm
STROKE	58.6 mm	58.6 mm
DISPLACEMENT	124.7 cc	182.6 cc
COMPRESSION RATIO	11.2:1	11.4:1
WHEEL POWER	8.16 KW / 10.95 HP / 8500 rpm	9.88 KW / 13.25 HP / 8700 rpm

PUNTI DI FORZA

1. Progettazione con software di Modellazione Solida 3D che permette simulazione e verifica delle sollecitazioni meccaniche.
2. Cilindro fuso in stampo d'acciaio con una speciale lega d'Alluminio, lavorato con macchine CNC per garantire in tutte le lavorazioni tolleranze centesimali.
3. Vasche d'acqua progettate per aumentarne la capacità.
4. Canna cilindro trattata superficialmente con una speciale miscela di Nichel e Silicio per garantire massima scorrevolezza del pistone e la massima durata del cilindro.
5. Lappatura eseguita in sale climatizzate a 20°C, per un perfetto controllo degli alesaggi e un accurato sistema di controllo qualità di ogni singolo cilindro.
6. Piani d'appoggio del cilindro perfettamente paralleli per eliminare qualsiasi problema di accoppiamento.

POINT OF STRENGTH

1. Projects use 3D Solid Modelling software creating virtual simulation and verification of mechanical stresses.
2. Aluminium cylinder cast in steel moulds and manufactured by CNC machines to assure millesimal tolerances during all manufacturing phases.
3. Redesigned water jackets to increase capacity
4. Cylinder liner with a special silicon carbide and nickel coating mixture to grant the best fluidity of the piston and durability of the cylinder.
5. Lapping performed in rooms with indoor temperatures of around 20 degrees, in order to have an excellent control of the boring and of each cylinder quality.
6. Cylinder support surfaces are perfectly parallels in order to eliminate any matching inaccuracy.



ATHENA [9.88 kW / 13.25 HP]

Test eseguiti con:

- Kit ATHENA Ø 63 mm + GET ECU

OEM [8.16 kW / 10.95 HP]

Test eseguiti con motore originale.

ATHENA [9.88 kW / 13.25 HP]

Test made with:

- ATHENA cylinder kit Ø 63 mm + GET ECU

OEM [8.16 kW / 10.95 HP]

Test made with stock engine.

P400485850119 KIT MOTORE	P400485600119 KIT SMERIGLIO	P400485400119 KIT PARAOLIO	S41PLAT056 CINGHIA PLAT.	P40048510003 VARIATORE	FFC015 FILTRO OLIO	S410485200047 FILTRO ARIA	R-KT4E12-0R FILTRO ARIA DNA

CARATTERISTICHE TECNICHE
 TECHNICAL CHARACTERISTICS
 INFO
 ESPECIFICACIONES

RICAMBI
 SPARE PARTS
 P. DE RECHARGE
 REPUESOS

DATI TECNICI
 TECHNICAL DATA
 DONNES TECHNIQUES
 DATOS TECNICOS





CURVA DI POTENZA
 POWER CURVES
 COURBE DE PUISSANCE
 CURVA DE POTENCIA

OPTIONAL

QUADRO N° 77 / CHART NR. 77

PIAGGIO



CC.	KIT Ø						
80	47,6	072500	069202 (pin Ø 12-1 ring)	080016/R	S410000304002	S410000304007	071203



GET POWER **YAMAHA** **TMAX** 2008-2011

La centralina gestione motore che sostituisce quella di serie.
 Con la GET-POWER potrai scaricare nuove mappe direttamente dal sito GET www.getdata.it

The racing ECU replace the stock one.
 You can download new maps for your GET POWER ECU directly from GET web site www.getdata.it

P/N: GK-GP2PWR-0001

CARATTERISTICHE/FEATURES

GET-POWER

Consigliata a:
 Application:

Per chi cerca le migliori prestazioni e facilità d'uso
 Riders looking for best performance

Migliora potenza
 Increase power

sì
 yes

Migliora l'accelerazione
 Increase acceleration

sì
 yes

Soglia limitatore di giri motore
 Rev. limiter

+300 (nei limiti della massima affidabilità)
 +300 (respecting the best reliability)

N° mappe disponibili in centralina
 Nr. of maps included

1

Mappature fornite
 Type of mapping

per moto standard con scarico racing
 std. engine with racing exhaust pipe

Possibilità di sviluppare mappature personalizzate
 Possibility to develop maps

no

Possibilità di scaricare mappe dal sito tramite l'interfaccia GPI 'Get Performance Interface'

Possibility to download from the web using the GPI

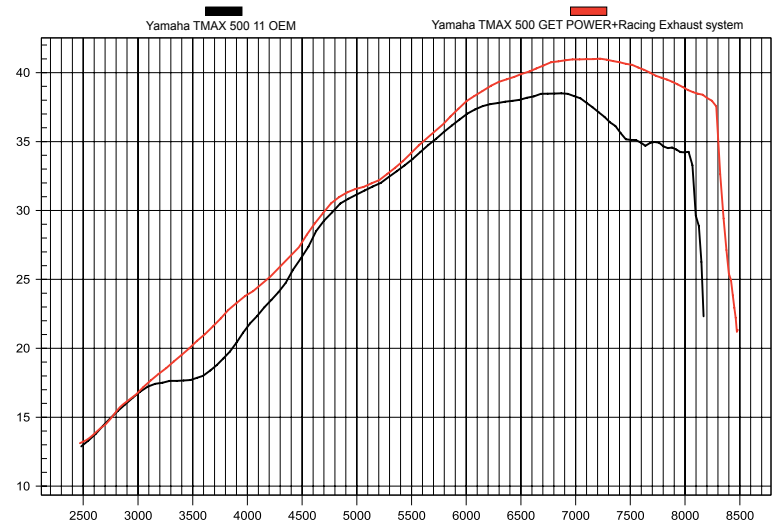
sì*
 yes*

Differenti mappe disponibili nel sito web www.getdata.it

"Get performance Interface" Maps available for downloading www.getdata.it

sì*
 per scarico racing generico
 per scarico racing specifico
 diversi step meccanici e benzine

yes*
 generic non-stock exhaust pipe
 specific race exhaust pipe
 Different engine set-ups and
 different types of gas



ATHENA
 Test eseguiti con:
 - Kit GET POWER + Scarico Racing.

OEM
 Test eseguiti con motore originale.

ATHENA
 Test made with:
 - GET POWER Kit + Racing exhaust system.

OEM
 Test made with stock engine.

* available soon on www.getdata.it

KIT INCREMENTO CILINDRATA e SERVIZIO MAGGIORAZIONE CILINDRI DISPLACEMENT BOOST KIT and CYLINDER BORE EXPANSION SERVICE

suitable for:

SUZUKI SV 650 1999-2010
SUZUKI DL V-STROM 650 2004-2011
CAGIVA RAPTOR 650 2001-2005
CAGIVA RAPTOR 650 I.E. 2006-UP

PISTONI, KIT GUARNIZIONI */ PISTON KIT, GASKET KIT *

Ø 84 mm / 700 cc

*Lavorazione cilindri necessaria / *Cylinder machining needed



Codice kit: Kit code: P400510100021

Codice servizio maggiorazione cilindri: Cylinder bore expansion service code: RIPRICIL11

ATHENA, per la prima volta, offre la possibilità di potenziare il vostro bicilindrico Suzuki (nuova e vecchia versione) fino a 700 cc grazie a un kit di incremento cilindrata e un servizio maggiorazione cilindri.

Il kit incremento cilindrata P400510100021 comprende le serie guarnizioni e 2 pistoni forgiati Ø 84 mm, con camera di scoppio ridisegnata.

Le guarnizioni sono state sviluppate utilizzando le più avanzate tecnologie; in particolare la guarnizione testa è stata studiata per adattarsi alle nuove dimensioni e prestazioni del cilindro big bore.

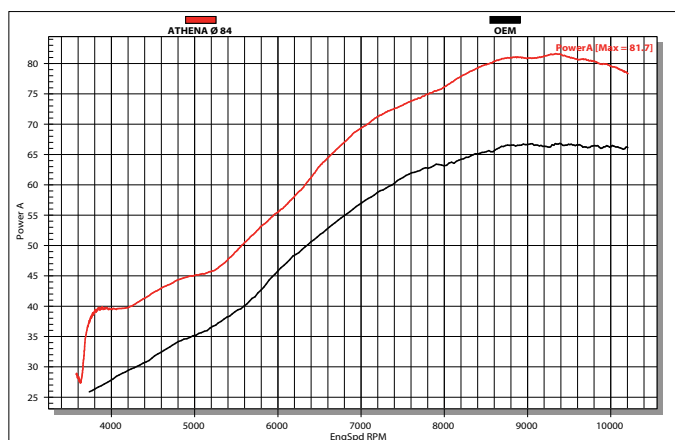
For the very first time, **ATHENA**, gives you the opportunity to boost your twin-cylinder Suzuki (old and new version) up to 700cc with our new displacement boost kit and the ATHENA Cylinder Bore Expansion (CBE) service. The displacement boost kit (P400510100021) includes 2 forged 84mm pistons (with re-designed combustion chamber) and a complete gasket kit. All gaskets use the most advanced technology and the head gasket is engineered for the increased dimensions and performances of the big bore cylinder. The **Cylinder Bore Expansion (CBE)** service (P/N: RIPRICIL11), takes your stock cylinder and increases bore from 81mm to 84mm.

- **S4F084000030** Pistone forgiato Ø 84 Forged piston Ø 84;
- **P400510160087** Kit guarnizioni smerigliato; Gaskets kit;

- Il cilindro deve pervenire in **ATHENA** adeguatamente imballato, ben pulito, e completamente privo di accessori (prigionieri, collettori,...). In caso contrario provvederemo noi allo smontaggio, applicando il costo indicato nel listino. Non risponderemo comunque di eventuali rotture o smarrimenti di tali accessori.
- Consegna in 2 settimane.
- All'interno del pacco, dovete inserire il Vs. indirizzo completo, il nominativo da contattare.
- The cylinder must be sent to **ATHENA** well packaged, clean and without any accessory (stud bolts, manifold...). If not we will disassemble it applying an additional cost, as indicated in the price list. In any case we do not be held responsible for damages or losses of those components.
- Delivery time: 3 weeks.
- The cylinder box must be delivered to us with your complete address, contact name, phone number.
- Le spese di trasporto sono a carico del cliente. I cilindri devono quindi pervenire in Porto Franco al seguente indirizzo:
- Transport fees are at the customer charge. Thus the cylinder must be sent carriage paid to:
- **ATHENA spa - Reparto ripristino cilindri - Via delle Albere, 13 - 36045 - Alonte (VI)**
- Per ulteriori informazioni o verifiche sull'avanzamento della lavorazione - Tel. +39.0444.727258
- For any doubt or for further information about the status of the recovering process - Tel. +39.0444.727258

ATHENA 160.9 kW / 81.7 HPI
Test made with:
- CBE ATHENA Ø 84 mm;
- Arrow exhaust pipe;
- DNA air filter

OEM 150.0 kW / 67.0 HPI
Test made with:
- Stock engine.



ATHENA

OEM

	ATHENA	OEM
CYLINDER BORE	84 mm	81 mm
STROKE	62.6 mm	62.6 mm
DISPLACEMENT	700 cc	645 cc
COMPRESSION RATIO	12.5:1	11.5:1
WHEEL POWER	60.9 kW / 81.7 HP / 9300 rpm	50.0 kW / 67.0 HP / 8800 rpm

suitable for:

SUZUKI SFV 650 GLADIUS 2009-2010

PISTONI, KIT GUARNIZIONI * / PISTON KIT, GASKET KIT *

Ø 84 mm / 700 cc



*Lavorazione cilindri necessaria / *Cylinder machining needed

Codice kit: Kit code: P400510100022

Codice servizio maggiorazione cilindri: Cylinder bore expansion service code: RIPRICIL12

Il kit P400510100022 comprende le serie guarnizioni e 2 pistoni forgiati Ø 84 mm, con camera di scoppio ridisegnata. Le guarnizioni sono state sviluppate utilizzando le più avanzate tecnologie; in particolare la guarnizione testa è stata studiata per adattarsi alle nuove dimensioni e prestazioni del cilindro big bore. Il servizio di maggiorazione dei vostri cilindri (P/N: RIPRICIL12) è necessario per poter utilizzare il kit incremento cilindrata, con l'alesaggio che passa da 81 a 84 mm. Le lavorazioni al cilindro, preventivamente denichelato del riporto originale, vedono la barenatura della canna in alluminio, la pre-levigatura, il trattamento galvanico Motor-Niksil ATHENA, levigatura e diamantatura del piano poggiatesta, garanzia di massima tenuta.

The displacement boost kit (P400510100022) includes 2 forged 84mm pistons (with re-designed combustion chamber) and a complete gasket kit. All gaskets use the most advanced technology and the head gasket is engineered for the increased dimensions and performances of the big bore cylinder.

The Cylinder Bore Expansion (CBE) service (P/N: RIPRICIL12), takes your stock cylinder and increases bore from 81mm to 84mm. After the removing of the nickel, Athena performs all machining including boring, first-honing, Motor-Niksil treatment and honing with a specific crossed thread to minimize oil consumption and guarantee a better clearance between piston and cylinder. The cylinder deck is then diamond honed to guarantee maximum sealing and to reach the declared compression rate. This service is necessary to use the displacement boost kit.

- S4F084000040 Pistone forgiato Ø 84; Forged piston Ø 84;
- P400510160087 Kit guarnizioni smeriglio; Gaskets kit;

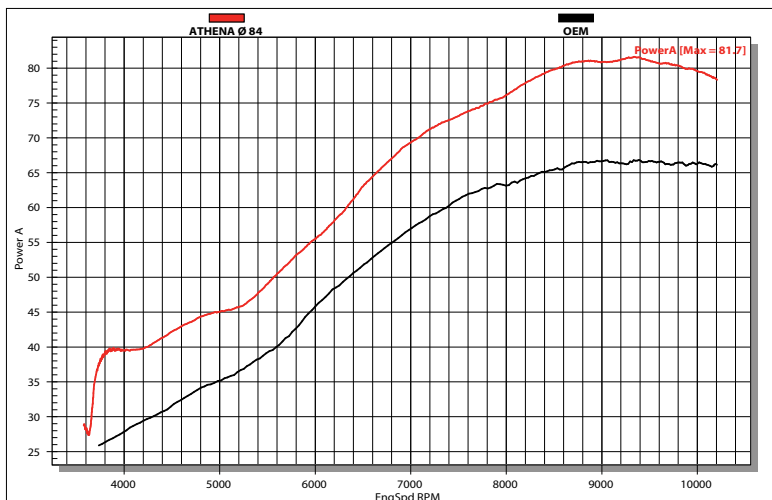
- Il cilindro deve pervenire in ATHENA adeguatamente imballato, ben pulito, e completamente privo di accessori (prigionieri, collettori, ...). In caso contrario provvederemo noi allo smontaggio, applicando il costo indicato nel listino. Non risponderemo comunque di eventuali rotture o smarrimenti di tali accessori.
- Consegna in 2 settimane.
- All'interno del pacco, dovete inserire il Vs. indirizzo completo, il nominativo da contattare.
- Le spese di trasporto sono a carico del cliente. I cilindri devono quindi pervenire in Porto Franco al seguente indirizzo: **ATHENA spa - Reparto ripristino cilindri - Via delle Albere, 13 - 36045 - Alonte (VI)**.
- Per ulteriori informazioni o verifiche sull'avanzamento della lavorazione - Tel. +39.0444.727258
- The cylinder must be sent to ATHENA well packaged, clean and without any accessory (stud bolts, manifold...). If not we will disassemble it applying an additional cost, as indicated in the price list. In any case we do not be held responsible for damages or losses of those components.
- Delivery time: 3 weeks.
- The cylinder box must be delivered to us with your complete address, contact name, phone number.
- Transport fees are at the customer charge. Thus the cylinder must be sent carriage paid to: **ATHENA spa - Reparto ripristino cilindri - Via delle Albere, 13 - 36045 - Alonte (VI)**
- For any doubt or for further information about the status of the recovering process - Tel. +39.0444.727258

CARATTERISTICHE TECNICHE
TECHNICAL CHARACTERISTICS
INFO
ESPECIFICACIONES

RICAMBI
SPARE PARTS
P. DE RECHARGE
REPUUESTOS

DATI TECNICI
TECHNICAL DATA
DONNÉES TECHNIQUES
DATOS TÉCNICOS

CURVA DI POTENZA
POWER CURVES
COURBE DE PUISSANCE
CURVA DE POTENCIA



ATHENA 160.9 kW / 81.7 HP

- Test made with:
- CBE ATHENA Ø 84 mm;
 - Arrow exhaust pipe;
 - DNA air filter

OEM 150.0 kW / 67.0 HP

- Test made with:
- Stock engine.



OEM

	ATHENA	OEM
CYLINDER BORE	84 mm	81 mm
STROKE	62.6 mm	62.6 mm
DISPLACEMENT	700 cc	645 cc
COMPRESSION RATIO	12.5:1	11.5:1
WHEEL POWER	60.9 kW / 81.7 HP / 9300 rpm	50.0 kW / 67.0 HP / 8800 rpm



KIT COMPLETO: il kit completo Athena comprende tutte le guarnizioni, paraoli e rondelle necessarie per la ricostruzione del motore.

KIT SMERIGLIO: il kit smeriglio Athena comprende tutte le guarnizioni necessarie durante la riparazione della testa e gruppo termico.

KIT PARAOLIO MOTORE: il kit paraolio motore contiene tutti i paraoli presenti nel motore. I paraoli utilizzati in questi kit possono essere OEM o corrispondenti a tutte le specifiche OEM.

KIT BANCO: il kit banco Athena comprende due cuscinetti e due paraoli dell'albero motore, il kit è realizzato utilizzando esclusivamente cuscinetti e paraoli OEM.

EASY GASKETS: la grande novità di queste EASY GASKETS è la composizione dei kit che includono solo le 3 guarnizioni sostituite più frequentemente. Testa cilindro, base cilindro e scarico per risolvere i problemi di manutenzione più comuni.



COMPLETE KIT: Athena's complete kit comes with all gaskets, oil seals and washers for engine re-building.

TOP END KIT: this kit includes all gaskets needed when re-building the head and cylinder.

ENGINE OIL SEALS KIT: this kit includes all engine oil seals. These seals can be either OE or equivalent to OE.

CRANKSHAFT RE-BUILDING KIT: this kit includes 2 bearings and 2 oil seals for the crankshaft; all bearings and oil seals used are OEM.

EASY GASKETS: the innovation of EASY GASKETS stays in the kit composition, which includes only the 3 gaskets that are most commonly replaced. Cylinder head, cylinder base and exhaust gasket to solve the most frequent maintenance issues.



KIT COMPLET: la pochette de joints Athena complète comprend la totalité des joints, joints spy et rondelles nécessaires pour la réparation du moteur.

KIT HAUT MOTEUR: la pochette de joints haut moteur Athena comprend toutes les joints et joints spy nécessaires pour la réparation du haut moteur.

KIT JOINT SPY MOTEUR: le kit joint spy contient tous les joints spy dans le moteur. Les joints spy peuvent être OEM ou correspondent à tous les spécificques de OEM.

KIT VILEBREQUIN: le kit vilebrequin de Athena contient deux roulements et deux joint spy de vilebrequin. Le kit a été fait en utilisant uniquement des roulements et joint spy OEM.

EASY GASKETS: l'innovation des EASY GASKETS est la composition des pochettes qui incluent uniquement les 3 joints les plus souvent remplacés. Joint de culasse, d'embase et d'échappement pour résoudre les problèmes mécaniques les plus courants.



KIT COMPLETO: el kit completo Athena está compuesto por todas las juntas y retenes necesarias para la reconstrucción del motor.


PARTE ALTA: el kit de parte alta Athena está compuesto de todas las juntas necesarias para la reparación de la culata o cilindro.

KIT RETENES MOTOR: el kit retenes motor contiene todos los retenes presentes en el motor. Los retenes utilizados pueden ser OEM o correspondientes a los de OEM.

KIT RECONSTRUCCION CIGUENAL: el kit de Athena contiene dos cojinetes y dos retenes del cigüeñal y se hizo utilizando solo cojinetes y retenes OEM.

EASY GASKETS: la novedad de estas EASY GASKETS está en la composición de los kits que comprenden solamente las 3 juntas sustituidas más frecuentemente. Junta de culata, de base y de escape para solucionar los problemas de mantención más frecuentes.

*Kit guarnizioni completo
Complete gasket kit*



*Kit guarnizioni smeriglio
Top end gasket kit*




Per le guarnizioni sfuse consultare il catalogo on-line sul sito athenaparts.com

APPLICAZIONI / APPLICATIONS	ANNO / YEAR	 COMPLETE GASKETS KIT	 TOP END GASKETS KIT	 ENGINE OIL SEALS KIT	 CRANKSHAFT RE-BUILDING KIT	 EASY GASKETS KIT
APRILIA						
50 cc. AF1 50	1986-1990	P400010850002	P400010600002	P400130400200		
	1991-1996			P400130400204/1	P400010444001	*773
	1991-1996				P4E0010444001	*776
50 cc. AMICO 50	1991-2002	P400130850204	P400130600204		P4E0010444002	*775
	1990-1998				P400130444001	*779
	1990-1998				P4E0130444006	*783
50 cc. AMICO GL-GLE 50	1990-1998				P400130444005	*781
	1990-1998				P4E0130444002	*520 *782
	1990-1999	P400485850002	P400485600002	P4E0485400002		*24
50 cc. AMICO LX SPORT CAT	1993-1995	P400485850002	P400485600002	P400485400002		
	1992-1993	P400485850002	P400485600002	P400485400002		
	1999-2000	P400485850021	P400485600021	P400485400002		
50 cc. AREA 51 LC	1992-1999			P400130400204/1	P400010444001	*773
	1992-1999				P4E0010444001	*776
	1992-1999				P4E0010444002	*775
50 cc. CLASSIC 50	1992-2002	P400130850204	P400130600204			
	1986-1990	P400010850002	P400010600002	P400130400200		
	1991-1996			P400130400204/1	P400010444001	*773
50 cc. EUROPA 50	1991-1996				P4E0010444001	*776
	1991-1996				P4E0010444002	*775
	1991-2002	P400130850204	P400130600204			
50 cc. GULLIVER 50	1993-1999	P400485850007	P400485600006	P400485400002	P400130444001	*779
	1993-1999			P4E0485400002	P4E0130444006	*783
	1993-1999				P400130444005	*781
50 cc. GULLIVER 50 LC	1993-1999				P4E0130444002	*520 *782
	1996-1999	P400485850021	P400485600021	P400485400002	P400130444001	*779
	1996-1999				P4E0130444006	*783
50 cc. HABANA CUSTOM 50	1996-1999				P400130444005	*781
	1996-1999				P4E0130444002	*520 *782
	1999-2000				P400510444001	
50 cc. MOJITO 50	1999-2001	P400510850016	P400510600016	P400010400022		
	2004-2008	P400480700055	*30	P400480400014	*560	P400480444001
	1999-2003	P400510850016	P400510600016	P400010400022		
50 cc. MOJITO CUSTOM	1999-2003	P400510850016	P400510600016	P400010400022		
	1991-1998			P400010400022		
	1991-1998			P400130400204/1	P400010444001	*773
50 cc. MOJITO RETRO	1991-1998				P4E0010444001	*776
	1991-1998				P4E0010444002	*775
	1991-2002	P400130850204	P400130600204			
50 cc. PEGASO 50	1993-1998				P4E0130444002	*520 *782
	1993-1998				P400130444001	*779
	1993-1999				P4E0130444006	*783
50 cc. RALLY 50	1993-1999				P400130444005	*781
	1993-2003	P400485850007	P400485600006	P400485400002		
	1993-2003			P4E0485400002		*24
50 cc. RALLY 50 LC	1994-1998				P400130444001	*779
	1994-1998				P4E0130444006	*783
	1994-1998				P400130444005	*781
50 cc. RED ROSE 50	1994-1998				P4E0130444002	*520 *782
	1996-1999	P400485850021	P400485600021	P400485400002		
	1986-1990	P400010850002	P400010600002	P400130400200		
50 cc. RS 50	1991-1996			P400130400204/1	P400010444001	*773
	1991-1996				P4E0010444001	*776
	1991-1996				P4E0010444002	*775
50 cc. RS 40	1991-2002	P400130850204	P400130600204			
	1991-2002	P400130850204	P400130600204		P400010444001	*773
	1991-2002				P4E0010444001	*776
50 cc. RS4 50	1991-2002				P4E0010444002	*775
	1991-2005			P400130400204/1		
	2006-2013	P400105850001	P400105600001	P400105400005		
50 cc. RX 50	2011-2013	P400105850001	P400105600001	P400105400005		
50 cc. RX 50	1991-1999			P400130400204/1		

For all loose gaskets please visit athenaparts.com

APPLICAZIONI / APPLICATIONS	ANNO / YEAR	 COMPLETE GASKETS KIT	 TOP END GASKETS KIT	 ENGINE OIL SEALS KIT	 CRANKSHAFT RE-BUILDING KIT	 EASY GASKETS KIT
APRILIA	50 cc. RX 50	1991-2002	P400130850204	P400130600204		
		1995-1998			P400010444001	*773
		1995-1998			P4E0010444001	*776
		1995-1998			P4E0010444002	*775
		2006-2012			P400105444050	
	2006-2013	P400105850001	P400105600001	P400105400050		
50 cc. SCARABEO 2T 50	2000-2012				P400480444001	*784
	2010-2012	P400480700055 *30		P400480400014 *560		
50 cc. SCARABEO 4T 4V 50	2010	P400480850026	P400480600026	P400480400011		
50 cc. SCARABEO 4T RESTYLING EU3	2006-2009	P400010850005	P400010600005	P400480400011		
50 cc. SCARABEO 50	1993-1998				P400130444001	*779
	1993-1998				P4E0130444002	*520 *782
	1993-1999				P4E0130444006	*783
	1993-1999				P400130444005	*781
	1993-2004			P4E0485400002		*24
	1993-2005	P400485850007	P400485600006	P400485400002		
50 cc. SCARABEO 50 4T	2002-2006	P400480850011	P400480600011	P400480400011		
50 cc. SCARABEO DITECH 50	2001-2004	P400010850025	P400010600025	P400010400022		
50 cc. SCARABEO QUATTRO 50 CC	2009	P400480850026	P400480600026	P400480400011		
50 cc. SCARABEO STREET 50	2005-2006			P400480400014		*560
50 cc. SCARABEO STREET RESTYLING	2006-2009	P400480700055		P400480400014		*560
50 cc. SONIC 50	1998-2002			P4E0485400002		*24
	1998-2007	P400485850006	P400485600006	P400485400002		
50 cc. SONIC GP	1998-2008	P400010850004	P400485600021	P400485400002		
50 cc. SPORT CITY ONE 50 2T	2008-2010	P400480700055		P400480400014		*560
50 cc. SPORT CITY ONE 50 4T	2008-2010	P400480850011	P400480600011	P400480400011	P400480444001	*784
50 cc. SR 50	1993	P400485850002	P400485600002	P400485400002		
	1994-1996	P400485850007	P400485600006	P400485400002		
	2003-2004	P400480700059		P400480400059		
50 cc. SR 50 / REPLICIA ARIA	1993-1998				P400130444001	*779
	1993-1998				P4E0130444002	*520 *782
	1993-1999				P4E0130444006	*783
	1993-1999				P400130444005	*781
	1993-2001	P400485850007	P400485600006	P400485400002		
	1994			P4E0485400002		*24
50 cc. SR 50 / REPLICIA LC	1994-1998				P400130444001	*779
	1994-1998				P4E0130444006	*783
	1994-1998				P400130444005	*781
	1994-1998				P4E0130444002	*520 *782
	1994-1999	P400485850021	P400485600021	P400485400002		
50 cc. SR 50 CARBURATORE	2000-2003	P400010850024	P400010600024	P400010400022		
50 cc. SR 50 LC	1994-1996	P400485850021	P400485600021	P400485400002		
50 cc. SR 50 R FACTORY (ENGINE APRILIA)	2005	P400010850023	P400010600023	P400010400022		
50 cc. SR DI TECH 50 I.E. (MOT. APRILIA)	2000-2003	P400010850023	P400010600023	P400010400022		
50 cc. SR DI TECH EURO2 50	2000-2003	P400010850023	P400010600023	P400010400022		
50 cc. SR R	2004-2007	P400010850006	P400010600006			
50 cc. SR R FACTORY	2004-2011	P400010850006				
	2004-2012		P400010600006		P400480444001	*784
50 cc. SR STREET	2003-2012	P400010850006	P400010600006		P400480444001	*784
50 cc. SR WWW 50	1997-2001	P400485850007	P400485600006	P400485400002		
50 cc. SX 50	2006-2012				P400105444050	
	2006-2013	P400105850001	P400105600001	P400105400050		
100 cc. SCARABEO 100	2001-2004	P400480850021	P400480600021	P400480400011		EG4806-021
100 cc. SCARABEO 4T / RESTYLING EU3 50 4T	2006-2010	P400010850007	P400010600007	P400480400011		EG0106-007
125 cc. AF1 125 EUROPA / FUTURA	1988-1995	P400010850012	P400010600012	P400010400012		
125 cc. AF1 125 FUTURA / REPLICIA	1988-1995	P400010850012	P400010600012	P400010400012		
125 cc. AF1 125 SINTESI / REPLICIA / SPORT	1988-1995	P400010850012	P400010600012	P400010400012		
125 cc. ATLANTIC 125	2003-2005	P400480850128	P400480600128	P400480400128		EG4806-128
125 cc. ATLANTIC EU3 125	2006-2011	P400480850025	P400480600025	P400480400128		EG4806-025
125 cc. CLASSIC 125	1995-2001	P400010850013	P400010600013	P400010400013		
125 cc. ETX 125	1985-1987	P400010850010	P400010600010	P400010400010		
125 cc. EUROPA 125	1988-1995	P400010850012	P400010600012	P400010400012		
125 cc. HABANA 125 / CUSTOM	1999-2001	P400480700125		P400480400125		
125 cc. LEONARDO 125 4T	1996-2001	P400010850014	P400010600014	P400010400014		EG0106-014

Per le guarnizioni sfuse consultare il catalogo on-line sul sito athenaparts.com

APPLICAZIONI / APPLICATIONS	ANNO / YEAR	 COMPLETE GASKETS KIT	 TOP END GASKETS KIT	 ENGINE OIL SEALS KIT	 CRANKSHAFT RE-BUILDING KIT	 EASY GASKETS KIT
APRILIA						
125 cc. LEONARDO ST 125	2001-2004	P400010850014	P400010600014	P400010400014		EG0106-014
125 cc. MOJITO 125	2003-2008	P400480850126	P400480600126	P400480400126		EG4806-126
125 cc. MOJITO CUSTOM	1999-2001	P400480700125		P400480400125		
125 cc. MOJITO RETRO	1999-2001	P400480700125		P400480400125		
125 cc. MX 125	2004-2006	P400010850013	P400010600013	P400010400013		
125 cc. PEGASO 125	1988-1995	P400010850012	P400010600012	P400010400012		
125 cc. RED ROSE 125	1988-1995	P400010850012	P400010600012	P400010400012		
125 cc. RS 125 / REPLICA	1995-2010	P400010850013	P400010600013	P400010400013		
125 cc. RS 125 EXTREMA	1988-1995	P400010850012	P400010600012	P400010400012		
125 cc. RS-4 125	2011-2013	P400010850034	P400010600034	P400010400034		
125 cc. RX 125	1995-2001	P400010850013	P400010600013	P400010400013		
125 cc. SCARABEO (MOT. ROTAX) 125	1999-2003	P400010850019	P400010600019	P400010400014		EG0106-019
125 cc. SCARABEO 125 (Mot. Piaggio)	2003-2004	P400480850128	P400480600128			EG4806-128
	2003-2006			P400480400128		
125 cc. SCARABEO 125 4T	1999-2002	P400010850019	P400010600019	P400010400014		EG0106-019
	2003-2006	P400010850008	P400480600025	P400480400128		EG4806-025
125 cc. SCARABEO 125 EU3	2006-2007	P400480850022	P400480600025			EG4806-025
	2007			P400480400128		
125 cc. SPORT CITY 125	2004-2006	P400010850008	P400480600025	P400480400128		EG4806-025
125 cc. SPORT CITY CUBE 125	2008-2010	P400480850022	P400480600025	P400480400128		EG4806-025
125 cc. SPORT CITY EU3	2007-2008	P400480850022	P400480600025	P400480400128		EG4806-025
125 cc. SPORT CITY ONE	2008-2010	P400480850126	P400480600126	P400480400126		EG4806-126
125 cc. SPORT PRODUCTION 125	1988-1995	P400010850012	P400010600012	P400010400012		
	1995-2001	P400010850013	P400010600013	P400010400013		
125 cc. SR 125	1999-2001	P400480700186		P400480400186		
125 cc. SR MAX 125	2011	P400480850022	P400480600025	P400480400128		EG4806-025
125 cc. SR MOTARD 125	2012	P400480850126	P400480600126	P400480400126		EG4806-126
125 cc. TUAREG 125	1985-1987	P400010850010	P400010600010	P400010400010		
125 cc. TUAREG 125 WIND	1985-1987	P400010850010	P400010600010	P400010400010		
	1988-1995	P400010850012	P400010600012	P400010400012		
125 cc. WIND 125	1985-1987	P400010850010	P400010600010	P400010400010		
	1988-1995	P400010850012	P400010600012	P400010400012		
150 cc. LEONARDO 150 4T	1996-2001	P400010850015	P400010600015	P400010400014		EG0106-015
150 cc. LEONARDO ST 150	2001-2004	P400010850015	P400010600015	P400010400014		EG0106-015
150 cc. MOJITO 150	2003-2007	P400480850126	P400480600126	P400480400126		EG4806-126
150 cc. SCARABEO (MOT. ROTAX) 150	1999-2003	P400010850021	P400010600021	P400010400014		EG0106-021
150 cc. SCARABEO 150 4T	1999-2002	P400010850021	P400010600021	P400010400014		EG0106-021
150 cc. SR 150	1999-2001	P400480700186		P400480400186		
200 cc. ATLANTIC 200 4T LC	2003-2004			P400480400128		
	2003-2005	P400480850128	P400480600128			EG4806-128
200 cc. SCARABEO (MOT. ROTAX) 200	1999-2003	P400010850021	P400010600021	P400010400014		EG0106-021
200 cc. SCARABEO / SCARABEO GT 200	1999-2002	P400010850021	P400010600021	P400010400014		EG0106-021
	2003-2004	P400480850128	P400480600128	P400480400128		EG4806-128
200 cc. SCARABEO 200	2003	P400010850009	P400480600128	P400480400128		EG4806-128
200 cc. SCARABEO EU3 200	2006-2007	P400480850023	P400480600023	P400480400128		EG4806-023
200 cc. SPORT CITY 200	2004-2006	P400480850023	P400480600023	P400480400128		EG4806-023
200 cc. SPORT CITY CUBE 200	2008-2010	P400480850023	P400480600023	P400480400128		EG4806-023
200 cc. SPORT CITY EU3 200	2006-2008	P400480850023	P400480600023	P400480400128		EG4806-023
250 cc. ATLANTIC 250	2003-2005	P400480850023	P400480600023			EG4806-023
250 cc. ATLANTIC EU3 250	2006-2008	P400480850023	P400480600023			EG4806-023
250 cc. LEONARDO 250	1999-2004	P400485850249	P400485600249	P400485400249		EG4856-249
250 cc. RS 250	1995-2001	P400510850255	P400510600255	P400510400255		
250 cc. SCARABEO 250	2004-2006	P400480850023	P400480600023	P400480400128		EG4806-023
250 cc. SCARABEO LIGHT 250	2006-2008	P400480850023	P400480600023			EG4806-023
250 cc. SPORT CITY CUBE 250	2008-2010	P400480850023	P400480600023	P400480400128		EG4806-023
250 cc. SPORT CITY EU3 250	2006-2008	P400480850023	P400480600023	P400480400128		EG4806-023
300 cc. ATLANTIC 300	2011	P400480850027	P400480600027			EG4806-027
300 cc. LEONARDO 300	2002-2004	P400485850066		P400485400249		EG4856-066
300 cc. SCARABEO LIGHT 300	2009	P400480850027	P400480600027			EG4806-027
300 cc. SPORT CITY CUBE 300	2008-2010	P400480850027	P400480600027			EG4806-027
300 cc. SR MAX 300	2011	P400480850027	P400480600027			EG4806-027
350 cc. ETX 350	1985-1990	P400010850020	P400010600020	P400010400020		
350 cc. TUAREG 350 WIND	1985-1990	P400010850020	P400010600020	P400010400020		
400 cc. ATLANTIC SPRINT 400	2005-2008	P400480850497	P400480600497	P400480400500		EG4806-497

For all loose gaskets please visit athenaparts.com

APPLICAZIONI / APPLICATIONS	ANNO / YEAR	 COMPLETE GASKETS KIT	 TOP END GASKETS KIT	 ENGINE OIL SEALS KIT	 CRANKSHAFT RE-BUILDING KIT	 EASY GASKETS KIT
APRILIA						
400 cc. SCARABEO LIGHT 400	2006-2008	P400480850497	P400480600497	P400480400500		EG4806-497
500 cc. ATLANTIC 500	2001-2004	P400480850500	P400480600500	P400480400500		EG4806-500
500 cc. ATLANTIC 500 4T LC	2002-2004	P400480850500	P400480600500	P400480400500		EG4806-500
500 cc. ATLANTIC SPRINT 500	2005-2008	P400480850499	P400480600499	P400480400500		EG4806-499
500 cc. SCARABEO 500	2003-2006	P400480850500	P400480600500	P400480400500		EG4806-500
500 cc. SCARABEO LIGHT 500	2006-2008	P400480850499	P400480600499	P400480400500		EG4806-499
600 cc. ETX 600	1988-1990	P400010850060	P400010600060	P400010400020		
600 cc. TUAREG 600 / SPX / PARIS DAKAR / WIND	1988-1990	P400010850060	P400010600060	P400010400020		
650 cc. MOTO' 6.5	1995-1999	P400010850150/1	P400010600150/1	P400010400150/1		
650 cc. PEGASO 650	1991-2000	P400010850150/1	P400010600150/1	P400010400150/1		
650 cc. PEGASO 650 I.E.	2001-2004	P400010850150/1	P400010600150/1	P400010400150/1		
660 cc. PEGASO STRADA / FUN / FACTORY / TRAIL	2005-2009	P400010850026	P400010600026			
750 cc. DORSODURO	2008-2012	P400010870030	P400010620030			
750 cc. SHIVER	2007-2012	P400010870030	P400010620030			
750 cc. SHIVER GT 750	2007-2013	P400010870030	P400010620030			
850 cc. MANA / GT	2008-2012	P400010850029	P400010600029			
850 cc. SRV	2012	P400010850029	P400010600029			
1.000 cc. ETV CAPO NORD / RALLY / ABS	2001-2007	P400010850100	P400010600100			
1.000 cc. RST 1000 FUTURA	2001-2002	P400010850100	P400010600100			
1.000 cc. RSV 1000	1998-2002	P400010850100	P400010600100			
1.000 cc. RSV 1000 R	2000-2008	P400010850100	P400010600100			
1.000 cc. RSV 1000 SL FALCO	2000-2002	P400010850100	P400010600100			
1.000 cc. RSV 1000 TUONO R	2002-2009	P400010850100	P400010600100			
1.000 cc. RSV4 1000 R/FACTORY/SPECIAL EDITION	2009-2013	P400010870032	P400010620032			
1.000 cc. TUONO V4 R STD - APRC 1000	2011-2013	P400010870032	P400010620032			
1.200 cc. DORSODURO 1200	2011-2012	P400010870033	P400010620033			
BENELLI						
50 cc. 491 GT 50 AIR COOLED	1997-1999	P400485850007	P400485600006	P400485400002		
	1997-1999			P4E0485400002	*24	
50 cc. 491 NAKED 50	2002	P400485850007	P400485600006	P400485400002		
50 cc. 491 RACING 50 LC	1997-1999	P400485850021	P400485600021	P400485400002		
50 cc. 491 RR 50 LC	1999-2001	P400485850021	P400485600021	P400485400002		
50 cc. 491 SPORT 50 LC	1997-1999	P400485850021	P400485600021	P400485400002		
50 cc. 491 ST 50	1999-2001	P400485850007	P400485600006	P400485400002		
50 cc. K2 50	1998-2001			P4E0485400002	*24	
	1998-2001	P400485850007	P400485600006	P400485400002		
50 cc. K2 50 LC	1998-2001	P400485850021	P400485600021	P400485400002		
50 cc. PEPE 50	1999-2001	P400485850007	P400485600006	P400485400002		
	1999-2001			P4E0485400002	*24	
50 cc. PEPE LX 50	2003-2004	P400485850007	P400485600006	P400485400002		
125 cc. ADIVA 125 4T	2001-2002	P400480850126	P400480600126	P400480400126		EG4806-126
150 cc. ADIVA 150 4T	2001-2002	P400480850126	P400480600126	P400480400126		EG4806-126
250 cc. VELVET 250 4T LC ECO	1999-2001	P400485850249	P400485600249	P400485400249		EG4856-249
250 cc. VELVET TOURING 250	2002-2003	P400485850249	P400485600249	P400485400249		EG4856-249
BETA						
0 cc. ENDURO		P400060850142				
48 cc. 2T 5 SPEED		P400060850030				
48 cc. CAMOSCIO 48		P400060850030				
48 cc. CIGNO 48		P400060850010				
50 cc. 4 SPEED TRIAL 50		P400060850070				
50 cc. ALP 50 LC	1992-1993	P400060850142		P400060400150		
50 cc. ARK 50	1996-1997				P4E0130444002	*520 *782
	1996-1999				P4E0130444006	*783
	1996-1999				P400130444005	*781
	1996-2008	P400485850007	P400485600006	P400485400002	P400130444001	*779
	1996-2008			P4E0485400002	*24	
50 cc. ARK 50 LC	1996-1997				P400130444001	*779
	1996-1997				P4E0130444002	*520 *782
	1996-1999				P4E0130444006	*783
	1996-1999				P400130444005	*781
	1996-2008	P400485850021	P400485600021	P400485400002		
50 cc. B12 50		P400060850050				
50 cc. EIKON 50 LC	1999-2002	P400485850021	P400485600021	P400485400002		
50 cc. HOBBI 50		P400060850050				


Per le guarnizioni sfuse consultare il catalogo on-line sul sito athenaparts.com

APPLICAZIONI / APPLICATIONS	ANNO / YEAR	 COMPLETE GASKETS KIT	 TOP END GASKETS KIT	 ENGINE OIL SEALS KIT	 CRANKSHAFT RE-BUILDING KIT	 EASY GASKETS KIT
BETA						
50 cc. HOLLY 50		P400060850050				
50 cc. II SERIE 50		P400060850052				
50 cc. KR 50		P400060850142				
50 cc. M4 / LUX ARIA 50		P400060850141		P400060400150		
50 cc. M4 / P4 50 LC MA / AE / S / RV	1988-1993	P400060850142		P400060400150		
50 cc. MX 50 6		P400060850141				
50 cc. QUADRA CHRONO 502 50	1994-1997				P400130444001	*779
	1994-1997				P4E0130444002	*520 *782
	1994-1999	P400485850007	P400485600006	P400485400002	P4E0130444006	*783
	1994-1999			P4E0485400002	P400130444005	*781
50 cc. RK 6 50	1993-1996	P400060850143	P400060600143	P400060400143		
50 cc. RR6 50 1 / 2 SERIE	1997-1999	P400060850143	P400060600143	P400060400143		
50 cc. RX 50		P400060850141				
50 cc. ST 50	1996-1998	P400060850143	P400060600143	P400060400143		
50 cc. TEMPO 50	1994-1997				P400130444001	*779
	1994-1997				P4E0130444002	*520 *782
	1994-1999	P400485850007	P400485600006	P400485400002	P4E0130444006	*783
	1994-1999			P4E0485400002	P400130444005	*781
50 cc. TR 34 / 35 / S. TRIAL ARIA 50	1990-1994	P400060850141		P400060400150		
50 cc. TR 35 50	1990-1994	P400060850141		P400060400150		
50 cc. TRIAL II SERIE 5 SPPED 50		P400060850070				
50 cc. XP 50	1988-1993	P400060850142		P400060400150		
50 cc. ZERO 50	1992-1995	P400060850142		P400060400150		
80 cc. FA 80		P400060850050				
125 cc. 2T	1976	P400060850168				
125 cc. 6 SPEED 125		P400060850100				
125 cc. AFRIKA 125	1985-1989	P400060850168				
125 cc. EIKON 125	1999-2002	P400210850122	P400210600122	P400210400136		EG2106-122
125 cc. ENDURO 125		P400060850100				
125 cc. KR 125	1985-1989	P400060850168				
125 cc. TR 125 32 / 33 / 34 / 35	1984-1989	P400060850238		P400060400240		
150 cc. 4T		P400060850055				
150 cc. EIKON 150	1999-2002	P400210850136	P400210600136	P400210400136		EG2106-136
175 cc. 4T		P400060850058				
240 cc. ALP 240	1984-1995	P400060850260		P400060400240		
240 cc. RV 240		P400060850238				
240 cc. SINT 240	1984-1995	P400060850260		P400060400240		
240 cc. SUPER TRIAL 240	1984-1995	P400060850260		P400060400240		
240 cc. TR 240 33	1984-1995	P400060850260		P400060400240		
240 cc. TREKKING 240	1984-1995	P400060850260		P400060400240		
250 cc. 2T / CROSS	1974	P400060850130				
250 cc. AFRIKA 250	1985-1989	P400060850260				
250 cc. ALP 250	1996-1999	P400060850261		P400060400240		
250 cc. KR 250	1985-1989	P400060850260				
260 cc. ALP 260	1995	P400060850261		P400060400240		
260 cc. REP. CAMP. 260	1985-1989	P400060850260		P400060400240		
260 cc. SYNT 260	1990-1994	P400060850261		P400060400240		
260 cc. TR 260 34 / 35	1985-1989	P400060850260				
	1985-1993			P400060400240		
	1990-1993	P400060850261				
260 cc. ZERO 260	1990-1993	P400060850261		P400060400240		
261 cc. ALP 261	1985-1989	P400060850260		P400060400240		
BMW						
450 cc. R 45	1978-1988	P400068850650	P400068600650			
500 cc. R 50		P400068850500				
500 cc. R 50 / 5	1969-1976	P400068850501	P400068600501			
500 cc. R 51 / 3		P400068850500				
600 cc. R 60	1956-1960	P400068850500				
	1969-1976	P400068850501	P400068600501			
	1975-1992	P400068850750	P400068600750			
650 cc. F 65 / F 65 ST	1993-1998	P400070850001	P400070600001	P400070400001		
650 cc. F 650 GS	2006-2012	P400068850014	P400068600014			
650 cc. R 65 / LS / T / GS / 20 / 35 / RT	1978-1992	P400068850650	P400068600650			
680 cc. R 68		P400068850600				

For all loose gaskets please visit athenaparts.com

APPLICAZIONI / APPLICATIONS	ANNO / YEAR	 COMPLETE GASKETS KIT	 TOP END GASKETS KIT	 ENGINE OIL SEALS KIT	 CRANKSHAFT RE-BUILDING KIT	 EASY GASKETS KIT
BMW						
690 cc. R 69 / S		P400068850600				
750 cc. K 75 / 2 / C / S / RT / SE	1984-1997	P400068850751	P400068600751			
750 cc. R 75 / 5 / 6	1969-1976	P400068850501	P400068600501			
750 cc. R 75 / 5 / 6 / T	1975-1992	P400068850750	P400068600750			
800 cc. F 800 GS	2006-2010	P400068850014	P400068600014			
800 cc. F 800 R	2005-2010	P400068850014	P400068600014			
800 cc. F 800 S	2004-2008	P400068850014	P400068600014			
800 cc. F 800 ST	2004-2009	P400068850014	P400068600014			
800 cc. R 80 / RT / GS / PD / CH / T / ST	1975-1996	P400068850750	P400068600750			
800 cc. R 80 EGITTO	1976-1995	P400068850950	P400068600950			
900 cc. R 90 / 5 / 6	1969-1976	P400068850501	P400068600501			
900 cc. R 90 / 6 / S	1975-1992	P400068850750	P400068600750			
1.000 cc. K 100 RS 16V	1989-1996	P400068850952/1	P400068600952			
1.000 cc. K 100 RT / LT 8V	1989-1996	P400068850953/1	P400068600953/1			
1.000 cc. K1	1989-1996	P400068850952/1	P400068600952			
1.000 cc. R 100 GS / PD / RS / RT / CS	1976-1997	P400068850950	P400068600950			
1.100 cc. K 1100 LT / RS / LT SE	1989-1998	P400068850982	P400068600982			
1.100 cc. R 1100 GS / RS	1992-1997	P400068850980/2	P400068600980/2			
	1998-2006	P400068850981	P400068600981			
1.150 cc. R 1150 GS	1998-2002		P400068600013			
1.150 cc. R 1150 GS ADVENTURE	2001-2002		P400068600013			
1.150 cc. R 1150 R	2000-2002		P400068600013			
1.200 cc. R 1200 GS ADVENTURE	2006-2009		P400068600012			
1.200 cc. R 1200 GS/HP2	2006-2009		P400068600012			
1.200 cc. R 1200 R	2005-2009		P400068600012			
1.200 cc. R 1200 ST/RT	2006-2009		P400068600012			
CAGIVA						
50 cc. CITY 50	1993-1997	P400090850004	P400090600004	P400090400004		
50 cc. COCIS 50	1988-1993	P400090850002	P400090600002	P400090400002		
50 cc. K3 50	1988-1996	P400090850002	P400090600002	P400090400002		
50 cc. MITO 50	1998-1999	P400105850050	P400105600050	P400105400050		
50 cc. PRIMA 50	1988-1997	P400090850002	P400090600002	P400090400002		
50 cc. SUPER CITY 50	1988-1990	P400090850002	P400090600002	P400090400002		
	1991-1997	P400090850002	P400090600002	P400090400002		
50 cc. W4 50	1988-1996	P400090850002	P400090600002	P400090400002		
75 cc. COCIS 75	1988-1993	P400090850002	P400090600002	P400090400002		
75 cc. PRIMA 75	1988-1993	P400090850002	P400090600002	P400090400002		
125 cc. ALETTA ELECTRA 125	1984-1988	P400090850070				
125 cc. ALETTA ORO 125 S1	1985-1986	P400090850150				
125 cc. ALETTA ORO 125 S2	1986-1988	P400090850170	P400090600170	P400090400050		
125 cc. ALETTA ROSSA 125 WSX	1984-1987	P400090850160	P400090600160	P400090400050		
125 cc. BLUES 125	1987-1992	P400090850190	P400090600190	P400090400190		
125 cc. CARENATA 125	1991-1993	P400220850125	P400220600125	P400220400125		
125 cc. CRUISER 125	1987-1992	P400090850190	P400090600190	P400090400190		
125 cc. ELEFANT 125 / ELEFANT 2	1984-1988	P400090850160	P400090600160	P400090400050		
125 cc. ELEFANT 3 125	1986-1988	P400090850170	P400090600170	P400090400050		
125 cc. FRECCIA 125 C9 / C10 / C12 / SP	1987-1992	P400090850190	P400090600190	P400090400190		
125 cc. GP 125	1985-1986	P400090850060		P400090400060		
125 cc. K7 125	1991-1993	P400220850125	P400220600125	P400220400125		
125 cc. MITO 125 / LAWSON	1991-2008	P400220850125	P400220600125	P400220400125		
125 cc. N 90 125	1987-1992	P400090850190	P400090600190	P400090400190		
125 cc. PLANET 125	1996	P400220850125	P400220600125	P400220400125		
125 cc. SST 125	1978-1981	P400090850020		P400090400020		
125 cc. SUPERCITY 125	1991-1998	P400220850125	P400220600125	P400220400125		
125 cc. SXT 125	1978-1981	P400090850020		P400090400020		
	1982	P400090850030				
125 cc. TAMANACO 125	1987-1992	P400090850190	P400090600190	P400090400190		
125 cc. W8 125	1991-1997	P400220850125	P400220600125	P400220400125		
125 cc. WRE 125		P400220850127/1	P400220600127			
125 cc. WRX 125	1981-1983	P400090850040				
175 cc. SX 175	1993	P400090850100				
200 cc. ELEFANT 2 200	1991-1993	P400090850200				
250 cc. ALA BLU 250 SX	1983-1987	P400090850100				
250 cc. SST 250	1983-1987	P400090850100				

Per le guarnizioni sfuse consultare il catalogo on-line sul sito athenaparts.com

APPLICAZIONI / APPLICATIONS	ANNO / YEAR	 COMPLETE GASKETS KIT	 TOP END GASKETS KIT	 ENGINE OIL SEALS KIT	 CRANKSHAFT RE-BUILDING KIT	 EASY GASKETS KIT
CAGIVA						
250 cc. SX 250	1991-1993	P400090850100				
250 cc. SXT 250	1983-1987	P400090850100				
350 cc. ALA BLU 350 SX	1978-1989	P400090850130/1	P400090600130/1	P400090400130		
	1980-1983	P400090850110				
350 cc. ALA ROSSA 350 II SERIE	1984-1988	P400090850210		P400090400210		
350 cc. ALAZURRA 350 / GT	1978-1989	P400090850130/1	P400090600130/1	P400090400130		
350 cc. ELEFANT 350	1978-1989	P400090850130/1	P400090600130/1	P400090400130		
350 cc. INDIANA 350	1978-1989	P400090850130/1	P400090600130/1	P400090400130		
350 cc. SST 350	1980-1983	P400090850110				
350 cc. SXT 350	1980-1983	P400090850110				
350 cc. T4 350 E / R	1987-1991	P400090850220		P400090400220		
350 cc. T4 350 MILITARE / W12	1991-1993	P400090850233		P400090400220		
500 cc. T4 500	1987-1990	P400090850230		P400090400220		
500 cc. TA 500 E / R	1987-1990	P400090850230		P400090400220		
	1987-1990	P400090850230		P400090400220		
650 cc. ELEFANT 650	1978-1989	P400090850130/1	P400090600130/1	P400090400130		
650 cc. INDIANA 650	1978-1989	P400090850130/1	P400090600130/1	P400090400130		
750 cc. ELEFANT 750 / BIFARO	1987-1990	P400090850240/1	P400090600240/1	P400090400240		
750 cc. INDIANA 750	1987-1990	P400090850240/1	P400090600240/1	P400090400240		
900 cc. ELEFANT 900 I.E.	1991-1998	P400110600906/1+				
	1991-1998	P400110300920/1+	*718	P400110600906/1	P400110400906	
900 cc. GRAN CANYON 900	1998-2000	P400090850250	P400090600250	P400090400250		
1.000 cc. NAVIGATOR 1000	2000-2002	P400510850020	P400510600020			
1.000 cc. RAPTOR 1000	2000-2003	P400510850020	P400510600020			
1.000 cc. V-RAPTOR 1000	2000-2003	P400510850020	P400510600020			
1.000 cc. XTRA-RAPTOR 1000	2000-2003	P400510850020	P400510600020			
CPI						
50 cc. BINGO 50	2002	P400099850001		P400099400001		
50 cc. HUSSAR 50	2000	P400099850001		P400099400001		
50 cc. POPCORN 50	2000	P400099850001		P400099400001		
DAELIM						
50 cc. MESSAGE / II 50		P400210850017	P400210600017			
DEMME						
49 cc. 2T VELOMATIC		P400100850030				
49 cc. 2T 2 VEL. II S.		P400100850010				
49 cc. 2T 3 VEL. BIMATIC		P400100850020				
49 cc. 2T 3 VEL. DIK DIK		P400100850020				
49 cc. 2T 4 VEL.		P400100850040				
49 cc. 2T BRIO		P400100850060				
49 cc. 2T HF CROSS		P400100850040				
49 cc. 2T SMILY		P400100850060				
75 cc. 2T		P400100850070				
125 cc. 2T		P400100850080				
125 cc. 4T		P400100850090				
DERBI						
50 cc. ADVENTURE 50		P400105850014	P400105600014			
50 cc. ATLANTIS 02 BULLET 50	2003-2005	P400480700055	*30	P400480400014	*560	
50 cc. ATLANTIS 02 CITY 50	2003-2006	P400480700055	*30	P400480400014	*560	
50 cc. ATLANTIS 02 RED BULLET 50	2003	P400480700055	*30	P400480400014	*560	
50 cc. ATLANTIS 02 TWO CHIC 50	2005	P400480700055	*30	P400480400014	*560	
50 cc. ATLANTIS 50 EU2 2T	2004-2006	P400480850011		P400480400011		
	2007-2010	P400480700055	*30	P400480400014	*560	P400480444001 *784
50 cc. ATLANTIS 50 EU2 4T	2007	P400480850011		P400480600011		P400480400011
50 cc. ATLANTIS AIR 50	1998-2000	P400105850018		P400105600018		
50 cc. ATLANTIS LC 50	1998-2001	P400105850017		P400105600017		
50 cc. ATLANTIS O2 50	2002	P400480700055	*30	P400480600001	P400480400014	*560
50 cc. BAZUKA 50		P400510850019/1		P400510600016		
50 cc. BOULEVARD 50 4T	2009	P400480850011		P400480600011	P400480400011	
50 cc. BOULEVARD 50 EU2 2T	2009-2012	P400480700055	*30	P400480400014	*560	P400480444001 *784
50 cc. BULTACO 50 LOBITO / ASTRO	1999-2000	P400105850050		P400105600050	P400105400050	P400105444050
50 cc. DS 50 WORLD CHAMPION		P400105850013		P400105600013		
50 cc. FD YUMBO	1984	P400105850015		P400105600015		
50 cc. FDX 50		P400105850015		P400105600015		
50 cc. FENIX 50		P400105850016		P400105600016		





For all loose gaskets please visit athenaparts.com

APPLICAZIONI / APPLICATIONS	ANNO / YEAR	 COMPLETE GASKETS KIT	 TOP END GASKETS KIT	 ENGINE OIL SEALS KIT	 CRANKSHAFT RE-BUILDING KIT	 EASY GASKETS KIT
DERBI						
50 cc. FURAX 50		P400105850014	P400105600014			
50 cc. GP1 50 LC	2001-2003	P400480700059 *30	P400480600012	P400480400059		
50 cc. GP1 EURO2 50	2005	P400480700059 *30	P400480600012	P400480400059		
50 cc. GP1 OPEN EU2	2006-2009	P400010850006	P400010600006	P400480400059	P400480444001 *784	
50 cc. GP1 RACE E2 50	2005-2007	P400480700059 *30	P400480600012	P400480400059	P400480444001 *784	
50 cc. GPR 50 NUDE	2004-2005			P400105400050		
50 cc. GPR 50 R	1997-2000	P400105850050	P400105600050	P400105400050		
	1997-2008				P400105444050	
50 cc. GPR 50 RACING / E2	2006			P400105400050	P400105444050	
50 cc. GPR 50 REPLICIA	1999-2001			P400105400050		
	2006-2008				P400105444050	
50 cc. GPR 50 REPLICIA RACING	2002-2003			P400105400050		
50 cc. GPR NUDE	2004-2005	P400105850049	P400105600049			
50 cc. GPR NUDE & NUDE TUNING	2006-2007	P400105850001	P400105600001			
	2006-2008			P400105400050	P400105444050	
50 cc. GPR NUDE SPORT	2006	P400105850001	P400105600001	P400105400050	P400105444050	
50 cc. GPR R REPLICIA MALOSSI	2007	P400105850001	P400105600001	P400105400050	P400105444050	
50 cc. GPR RACING	2004-2005	P400105850049	P400105600049			
50 cc. GPR REPLICIA & GPR R E2	2005-2006-/2008			P400105400050		
	2006	P400105850001	P400105600001			
50 cc. GPR REPLICIA PESEK EU2	2007			P400105400050	P400105444050	
50 cc. GPR REPLICIA RACING	2003 / 2005-	P400105850049	P400105600049			
50 cc. HUNTER / MANHATTAN 50	1996-1997				P400105444017	
	1998-1999	P400105850018	P400105600018			
50 cc. NACARADA 50		P400105850010	P400105600013			
50 cc. PADDOCK ARIA 50	1998-1999	P400105850018	P400105600018			
50 cc. PADDOCK LC 50	1998-2001	P400105850017	P400105600017			
50 cc. PREDATOR ARIA 50	1998-1999	P400105850018	P400105600018			
50 cc. PREDATOR LC 50	1998-2001	P400105850017	P400105600017			
50 cc. REVOLUTION 50	1998	P400105850013	P400105600013			
50 cc. SCOOTER 50		P400105850010	P400105600013			
50 cc. SENDA 50 L	1998-2000	P400105850050	P400105600050	P400105400050	P400105444050	
50 cc. SENDA 50 R	1998-2000	P400105850050	P400105600050	P400105400050	P400105444050	
50 cc. SENDA 50 R DRD RACING LTD	2005			P400105400050		
50 cc. SENDA 50 SM DRD RACING LTD / EU2	2007			P400105400050		
50 cc. SENDA BLACK EDITION	2003	P400105850049	P400105600049			
50 cc. SENDA HYP DRD EVO	2008				P400105444050	
50 cc. SENDA R DRD E1	2002	P400105850049	P400105600049			
50 cc. SENDA R DRD PRO E2	2005-2007				P400105444050	
	2005-2009	P400105850001	P400105600001			
	2005-2011			P400105400050		
50 cc. SENDA R DRD RACING E2	2004-2008			P400105400050		
	2005-2008				P400105444050	
	2006	P400105850001	P400105600001			
50 cc. SENDA R DRD RACING LTD	2004-2005	P400105850049	P400105600049			
50 cc. SENDA R RACER	2003	P400105850049	P400105600049			
50 cc. SENDA R X-RACE E2	2004-2010			P400105400050		
	2005	P400105850049	P400105600049			
	2006-2010				P400105444050	
	2007-2010	P400105850001	P400105600001			
50 cc. SENDA R X-TREM	2004-2005	P400105850049	P400105600049			
50 cc. SENDA R X-TREM 2T EU2	2010				P400105444050	
50 cc. SENDA R X-TREM E2	2004-2010			P400105400050		
	2005-2006	P400105850001	P400105600001		P400105444050	
50 cc. SENDA R X-TREM EU2	2004-2010			P400105400050		
	2005-2008				P400105444050	
	2007-2010	P400105850001	P400105600001			
50 cc. SENDA SM 50	2000	P400105850050	P400105600050	P400105400050	P400105444050	
50 cc. SENDA SM DRD E1	2002-2003	P400105850049	P400105600049			
50 cc. SENDA SM DRD EDITION BLACK	2005	P400105850049	P400105600049			
50 cc. SENDA SM DRD PRO E2	2005-2008	P400105850001	P400105600001		P400105444050	
50 cc. SENDA SM DRD RACING E2	2005-2008				P400105444050	
	2006	P400105850001	P400105600001			
50 cc. SENDA SM DRD RACING LTD	2004-2005	P400105850049	P400105600049			

Per le guarnizioni sfuse consultare il catalogo on-line sul sito athenaparts.com

APPLICAZIONI / APPLICATIONS	ANNO / YEAR	 COMPLETE GASKETS KIT	 TOP END GASKETS KIT	 ENGINE OIL SEALS KIT	 CRANKSHAFT RE-BUILDING KIT	 EASY GASKETS KIT	
DERBI							
50 cc. SENDA SM DRD RACING LTD EU2	2007				P400105444050		
50 cc. SENDA SM X-RACE	2005	P400105850049	P400105600049				
50 cc. SENDA SM X-RACE 2T EU2	2010				P400105444050		
50 cc. SENDA SM X-RACE 50	2004-2005			P400105400050			
50 cc. SENDA SM X-RACE E2	2006-2007				P400105444050		
	2006-2010	P400105850001	P400105600001	P400105400050			
50 cc. SENDA SM X-TREM	2003-2004	P400105850049	P400105600049				
50 cc. SENDA SM X-TREM 2T EU2	2010				P400105444050		
50 cc. SENDA SM X-TREM 50	2002-2003			P400105400050			
50 cc. SENDA SM X-TREM EU2	2004-2010			P400105400050			
	2005-2010	P400105850001	P400105600001				
	2007-2008				P400105444050		
50 cc. SPORT		P400105850010					
50 cc. SPORT COPPA C-7		P400105850015	P400105600015				
50 cc. START 3		P400105850014	P400105600014				
50 cc. SUZY 50	1999	P400510850016	P400510600016				
50 cc. URBAN 50		P400105850014	P400105600014				
50 cc. VAMOS 50	1995	P400510850019/1	P400510600016				
50 cc. VARIANT MODERNA 50		P400105850011					
50 cc. VARIANT SPORT 2T	2012	P400480700055	*30	P400480400014	*560	P400480444001	*784
50 cc. VARIANT START / VARIANT START 5		P400105850010					
	1998	P400105850013	P400105600013				
50 cc. VARIANT WORLD CHAMPION		P400105850013	P400105600013				
75 cc. 2T GPR		P400105850075		P400105400075			
75 cc. SENDA 75		P400105850075					
100 cc. ATLANTIS 100 4T	2004-2006			P400480400011			
125 cc. BOULEVARD 125 EU3	2002-2012	P400480850126	P400480600126	P400480400126		EG4806-126	
125 cc. GP1 EU2 125	2006	P400480850025	P400480600025	P400480400128		EG4806-025	
125 cc. GP1 LOW SEAT EU3	2007-2008	P400480850025	P400480600025	P400480400128		EG4806-025	
125 cc. GPR 125	2009-2010	P400010850034	*20	P400010600034	P400010400034		
125 cc. MULHACEN EU3 125	2007-2010	P400010850034	*20	P400010600034	P400010400034		
125 cc. SENDA R-SM DRD RACING 4T	2009	P400010850034	*20	P400010600034	P400010400034		
125 cc. TERRA EU3 125	2007-2009	P400010850034	*20	P400010600034	P400010400034		
125 cc. VARIANT SPORT 4T E3 125	2012	P400480850126	P400480600126	P400480400126		EG4806-126	
150 cc. BOULEVARD 150 EU3	2002-2007	P400480850126	P400480600126	P400480400126		EG4806-126	
200 cc. BOULEVARD 200	2005	P400480850018	P400480600018	P400480400126		EG4806-018	
250 cc. GP1 250	2006-2007	P400480850023	P400480600023			EG4806-023	
250 cc. GP1 LOW SEAT EU3	2007-2008	P400480850023	P400480600023			EG4806-023	
DUCATI							
400 cc. MONSTER 400	1995-1997	P400110600600+	P400110600600	P400110400101			
	1995-1997	P400110300999+					
	2000-2001		P400110600061				
	2003-2004	P400110850024	P400110600024	P400110400024			
400 cc. MONSTER 400 I.E.	2005-2008	P400110850024	P400110600024	P400110400024			
400 cc. MONSTER DARK 400 I.E.	2005	P400110850024	P400110600024	P400110400024			
450 cc. DESMO / SCRAMBLER 450	1968-1973	P400110850100		P400110400100			
500 cc. 4T BICILINDRICO 500	1985-1995	P400110850130					
500 cc. INDIANA 500	1978-1989	P400090850130/1	P400090600130/1	P400090400130			
500 cc. PANTAH SL / TL 500	1978-1989	P400090850130/1	P400090600130/1	P400090400130			
600 cc. INDIANA 600	1978-1989	P400090850130/1	P400090600130/1	P400090400130			
600 cc. MONSTER 600	1993-1997	P400110600600+	P400110600600				
	1993-1997	P400110300999+					
	1993-2001			P400110400101			
	1998	P400110300998+	P400110600601				
	1998	P400110600601+					
	1999-2000	P400110600751					
	2001		P400110600061				
600 cc. MONSTER CITY / CITY DARK 600	1999	P400110600751+	P400110600751	P400110400101			
	1999	P400110300998+					
600 cc. MONSTER DARK 600	1998	P400110600601+	P400110600601				
	1998	P400110300998+					
	1998-1999			P400110400101			
	1999	P400110600751+	P400110600751				
	1999	P400110300998+					

For all loose gaskets please visit athenaparts.com

APPLICAZIONI / APPLICATIONS	ANNO / YEAR	 COMPLETE GASKETS KIT	 TOP END GASKETS KIT	 ENGINE OIL SEALS KIT	 CRANKSHAFT RE-BUILDING KIT	 EASY GASKETS KIT
DUCATI						
600 cc. MONSTER METALLIC 600	1999-2000	P400110600751		P400110400101		
600 cc. PANTAH TL / SL 600	1978-1989	P400090850130/1	P400090600130/1	P400090400130		
600 cc. SUPERSPORT 600	1985-1997	P400090850240/1	P400090600240/1	P400090400240		
620 cc. MONSTER 620	2004-2006	P400110850024	P400110600024	P400110400024		
620 cc. MONSTER 620 I.E. / DARK / EUR / USA	2002-2006	P400110850024	P400110600024	P400110400024		
620 cc. MONSTER IE / S 620	2003	P400110850024	P400110600024	P400110400024		
620 cc. MULTISTRADA 620	2005	P400110850024	P400110600024	P400110400024		
620 cc. SPORT 620	2003	P400110850024	P400110600024	P400110400024		
650 cc. INDIANA 650	1978-1989	P400090850130/1	P400090600130/1	P400090400130		
650 cc. PANTAH 650	1978-1989	P400090850130/1	P400090600130/1	P400090400130		
660 cc. MONSTER 659 / ABS (AUST-NZ)	2012		P400110600055			
	2013		P400110600066			
695 cc. MONSTER 695	2007-2008	P400110850024	P400110600024	P400110400024		
700 cc. MONSTER 696 / ABS	2008-2012		P400110600055			
	2013		P400110600066			
748 cc. 748	2002		P400110600059			
748 cc. 748 BIPOSTO	1995-1999	P400110600748/1+				
	1995-1999	P400110300997+	P400110600748/1	P400110400920		
	2000		P400110600025			
	2001		P400110600026	P400110400025		
	2002		P400110600059			
748 cc. 748 BIPOSTO USA	1999	P400110600748/1+				
	1999	P400110300996+	P400110600748/1	P400110400920		
748 cc. 748 R	2001			P400110400026		
	2001-2002		P400110600026			
748 cc. 748 RACING	1998-1999	P400110600748/1+				
	1998-1999	P400110300997+	P400110600748/1	P400110400920		
748 cc. 748 RS	2001		P400110600026	P400110400026		
748 cc. 748 S	2000		P400110600025			
	2001			P400110400025		
	2001-2002		P400110600026			
	2002		P400110600059			
748 cc. 748 SP	1995-1997	P400110300997+				
	1995-1997	P400110600748/1+	P400110600748/1	P400110400920		
748 cc. 748 SPS	1998-1999	P400110600748/1+				
	1998-1999	P400110300997+	P400110600748/1	P400110400920		
748 cc. 748 TESTA BASSA	2001		P400110600025			
748 cc. 749 DARK EUROPE	2004-2006		P400110600027			
	2005-2006		P400110600028			
748 cc. 749 R	2004-2006		P400110600029			
748 cc. 749 S EUROPA/USA	2003-2004		P400110600027			
	2004		P400110600033			
	2005-2006		P400110600035			
750 cc. F1 750	1985-1995	P400090850240/1	P400090600240/1	P400090400240		
750 cc. MONSTER 750	1996-1997	P400110600600+				
	1996-1997	P400110300999+	P400110600600			
	1996-1998			P400110400101		
	1998	P400110300998+	P400110600601			
	1998	P400110600601+				
	2001		P400110600061			
750 cc. MONSTER CITY / CITY DARK 750	1999	P400110600751+				
	1999	P400110300998+	P400110600751	P400110400101		
750 cc. MONSTER I.E. 750	2002	P400110850024	P400110600024	P400110400024		
750 cc. MONSTER USA / DARK 750	1999	P400110600751+				
	1999	P400110300998+	P400110600751	P400110400101		
750 cc. PASO 750	1985-1995	P400090850240/1	P400090600240/1	P400090400240		
750 cc. SPORT 750	1985-1995	P400090850240/1	P400090600240/1	P400090400240		
	2002	P400110850024	P400110600024	P400110400024		
750 cc. SUPERSPORT 750 I.E.	2002	P400110850024	P400110600024	P400110400024		
750 cc. SUPERSPORT 750 USA	1999	P400110600751+				
	1999	P400110300998+	P400110600751	P400110400101		
800 cc. HYPERMOTARD 796 (2V)	2010-2012		P400110600055			
800 cc. MONSTER	2003-2004	P400110850024	P400110600024	P400110400024		
800 cc. MONSTER 795 800 / ABS	2012		P400110600055			

Per le guarnizioni sfuse consultare il catalogo on-line sul sito athenaparts.com

APPLICAZIONI / APPLICATIONS	ANNO / YEAR	 COMPLETE GASKETS KIT	 TOP END GASKETS KIT	 ENGINE OIL SEALS KIT	 CRANKSHAFT RE-BUILDING KIT	 EASY GASKETS KIT
DUCATI						
800 cc. MONSTER 795 800 / ABS	2013		P40011060066			
800 cc. MONSTER 796 / ABS	2011-2012		P40011060055			
800 cc. MONSTER S2R 800 / DARK / EUROPE / USA	2005-2007	P400110850024	P40011060024	P40011040024		
800 cc. SPORT 800	2003	P400110850024	P40011060024	P40011040024		
800 cc. SUPERSPORT 800	2003-2007	P400110850024	P40011060024	P40011040024		
848 cc. STREETFIGHTER 848	2012-2013		P40011060053			
848 cc. SUPERBIKE 848 EVO	2013		P40011060053			
850 cc. 848 / NH / EVO	2008-2013		P40011060053			
851 cc. 851 SUPERBIKE BIPOSTO	1989-1993	P400110600920/1+				
	1989-1993	P400110300920/1+ *718	P400110600920/1	P400110400920		
888 cc. 4T SP 4 / 5	1992-1993	P400110300920/1+ *718	P400110600888/1	P400110400920		
	1992-1993	P400110600888/1+				
888 cc. 888 RACING / BIPOSTO	1992-1993	P400110600888/1+				
	1992-1993	P400110300920/1+ *718	P400110600888/1	P400110400920		
888 cc. 888 SUPERBIKE STRADA	1994-1995	P400110600888/1+	P400110600888/1	P400110400920		
	1994-1995	P400110300920/1+ *718				
888 cc. 888 SUPERBIKE USA	1994-1995	P400110600888/1+				
	1994-1995	P400110300920/1+ *718	P400110600888/1	P400110400920		
900 cc. I.E. 900	1989-1993	P400110300920/1+ *718	P400110600906/1	P400110400906		
900 cc. MH 900	2002		P400110600060			
900 cc. MONSTER / MONSTER DARK 900	1999	P400110300998+	P400110600906/1	P400110400101		
900 cc. MONSTER 900	1993-1997	P400110300999+				
	1993-1998		P400110600906/1	P400110400101		
	1998	P400110300998+				
900 cc. MONSTER CITY / CITY DARK 900	1999	P400110300998+	P400110600906/1	P400110400101		
900 cc. MONSTER CROMO / SPECIAL 900	1999	P400110300998+	P400110600906/1	P400110400101		
900 cc. MONSTER I.E. 900	2002		P400110600060			
900 cc. MONSTER USA 900	1999	P400110300998+	P400110600906/1	P400110400101		
900 cc. PASO 906	1989-1993	P400110300920/1+ *718	P400110600906/1	P400110400906		
900 cc. R 900	1980-1982	P400110850910/1	P400110600910/1	P400110400910		
900 cc. SD 900	1980-1982	P400110850910/1	P400110600910/1	P400110400910		
900 cc. SPORT 900 I.E.	2002		P400110600060			
900 cc. SUPERSPORT 900 I.E.	2002		P400110600060			
900 cc. SUPERSPORT 900 SUPERLIGHT	1989-1996		P400110600906/1			
	1991-1996	P400110300920/1+ *718		P400110400906		
900 cc. SUPERSPORT CR USA / FE 900	1998	P400110300998+	P400110600906/1	P400110400101		
900 cc. SUPERSPORT USA 900	1999	P400110300998+	P400110600906/1	P400110400101		
907 cc. 907 I.E. USA	1989-1993	P400110600906/1+				
	1989-1993	P400110300920/1+ *718	P400110600906/1	P400110400906		
907 cc. DUCATI 907	1989-1993	P400110300920/1+ *718	P400110600906/1	P400110400906		
	1989-1993	P400110600906/1+				
916 cc. 916 BIPOSTO SENNA / USA	1994-1998	P400110600916/1+				
	1994-1998	P400110300997+	P400110600916/1	P400110400920		
916 cc. 916 MONSTER S4	2001		P400110600919			
	2001-2002			P400110400922		
	2002		P400110600922			
916 cc. 916 MONSTER S4 FOGGY	2002		P400110600922	P400110400922		
916 cc. 916 SP	1994-1996	P400110600916/1+				
	1994-1996	P400110300997+	P400110600916/1	P400110400920		
916 cc. 916 SPORT TOURING 4 / USA	1999	P400110600994+				
	1999	P400110300996+	P400110600994	P400110400920		
	2001		P400110600919			
	2001-2003			P400110400922		
	2002-2003		P400110600922			
944 cc. 944 ST2	1997-1998	P400110600906/1+				
	1997-1998	P400110300998+	P400110600906/1	P400110400101		
	2001		P400110600919	P400110400919		
	2002-2003		P400110600060			
996 cc. 916 RACING	1997	P400110600917+	P400110600917			
	1997-1998	P400110300997+		P400110400920		
	1998	P400110600998+	P400110600998			
996 cc. 916 SPS	1997-1998	P400110600999+				
	1997-1998	P400110300997+	P400110600999	P400110400920		
996 cc. 996	1999	P400110600918+				

For all loose gaskets please visit athenaparts.com

APPLICAZIONI / APPLICATIONS	ANNO / YEAR	 COMPLETE GASKETS KIT	 TOP END GASKETS KIT	 ENGINE OIL SEALS KIT	 CRANKSHAFT RE-BUILDING KIT	 EASY GASKETS KIT
DUCATI						
996 cc. 996	1999	P400110300996+	P400110600918	P400110400920		
	2001		P400110600034			
996 cc. 996 MONSTER S4R / USA / EUROPE	2003-2006		P400110600034			
996 cc. 996 R	2001		P400110600043			
996 cc. 996 RACING	1999	P400110600995+				
	1999	P400110300997+	P400110600995	P400110400920		
996 cc. 996 RS	2000-2001		P400110620042	*18		
996 cc. 996 SPECIAL USA	1999	P400110600918+				
	1999	P400110300996+	P400110600918	P400110400920		
996 cc. 996 SPS	1999	P400110300996+	P400110600918	P400110400920		
	1999	P400110600918+				
996 cc. 996 USA	1999	P400110300996+	P400110600918	P400110400920		
	1999	P400110600918+				
996 cc. ST4S 996	2003-2005		P400110600034			
998 cc. 998	2002-2003		P400110600993			
998 cc. 998 MATRIX	2004		P400110600993			
998 cc. 998 R	2002		P400110600046	*18		
998 cc. 998 RS	2002-2003		P400110600048			
998 cc. 998 S BAYLISS / BOSTROM	2002		P400110600993			
998 cc. 998 S FINAL EDITION	2004		P400110600993			
998 cc. 999 998cc	2003		P400110600993			
998 cc. 999 EUR/USA	2003-2006		P400110600993			
998 cc. 999 R EUR/USA	2003-2004		P400110600046	*18		
	2005		P400110600057	*18		
998 cc. 999 R XEROX EUR/USA	2006		P400110600057	*18		
998 cc. 999 RS	2004		P400110600049	*18		
998 cc. 999 S	2003-2006		P400110600993			
998 cc. 999 S AMA REPLICIA USA	2007		P400110600993			
1.000 cc. 1000 4T. REPLICIA	1983-1985	P400110850200	P400110600200	P400110400200		
1.000 cc. GT 1000 EUROPE/USA	2007-2010		P400110600044			
1.000 cc. MONSTER 1000	2003-2005		P400110600044			
1.000 cc. MONSTER S	2005		P400110600044			
1.000 cc. MONSTER S2R	2006-2008		P400110600044			
1.000 cc. MONSTER S2R 1000 EUROPE / USA	2006-2008		P400110600044			
1.000 cc. MONSTER S4R 996 EUROPA / USA	2007		P400110600054			
1.000 cc. MONSTER S4R S 998 EUROPE / USA	2006-2008		P400110600054			
1.000 cc. MONSTER S4R S 998 TRICOLORE	2008		P400110600054			
1.000 cc. MULTISTRADA 1000	2003		P400110600044			
1.000 cc. MULTISTRADA 1000 S	2005		P400110600044			
1.000 cc. PAUL SMART 1000 EUROPA / USA	2006		P400110600044			
1.000 cc. SPORT CLASSIC 1000 EUROPA / USA	2006-2009		P400110600044			
1.000 cc. SPORT MONOPOSTO JPN	2007		P400110600044			
1.000 cc. SPORT TOURING 3 EUROPE / USA	2004-2007		P400110600045			
1.000 cc. SPORT TOURING 3S ABS EUROPE / USA	2006-2007		P400110600045			
1.000 cc. SUPERSPORT 1000 EUROPE / USA	2003-2006		P400110600044			
1.100 cc. 1098	2007-2008		P400110600058			
1.100 cc. 1098 S	2007-2008		P400110600058			
1.100 cc. 1098 S TRICOLORE	2007-2008		P400110600058			
1.100 cc. 1098 STREETFIGHTER 1100	2010-2013		P400110600058			
1.100 cc. HYPERMOTARD 1100	2008-2009		P400110600056			
1.100 cc. HYPERMOTARD 1100 S	2008-2009		P400110600056			
1.100 cc. HYPERMOTARD EVO 1100	2010-2012		P400110600063			
1.100 cc. MONSTER 1100	2009-2010		P400110600056			
1.100 cc. MONSTER 1100 S	2009		P400110600056			
1.100 cc. MONSTER EVO ABS 1100	2011-2013		P400110600063			
1.100 cc. MULTISTRADA 1100	2007-2009		P400110600056			
1.100 cc. MULTISTRADA 1100 S	2007-2009		P400110600056			
1.100 cc. STREETFIGHTER	2010-2012		P400110600058			
1.100 cc. STREETFIGHTER S	2010-2012		P400110600058			
1.200 cc. 1098 R 1200 / BAYLISS EUR/USA	2008		P400110600062			
1.200 cc. 1198	2009-2010		P400110600064			
1.200 cc. 1198 S / SP	2009-2011		P400110600064			
1.200 cc. 1199 PANIGALE	2012-2013		P400110600065			
1.200 cc. 1199 PANIGALE S / TRICOLORE ABS 1200	2012-2013		P400110600065			

Per le guarnizioni sfuse consultare il catalogo on-line sul sito athenaparts.com

APPLICAZIONI / APPLICATIONS	ANNO / YEAR	 COMPLETE GASKETS KIT	 TOP END GASKETS KIT	 ENGINE OIL SEALS KIT	 CRANKSHAFT RE-BUILDING KIT	 EASY GASKETS KIT
DUCATI						
1.200 cc. DIAVEL / ABS 1200	2011-2013		P40011060064			
1.200 cc. MULTISTRADA 1200 / ABS	2010-2012		P40011060064			
FANTIC						
50 cc. 2T 6 VEL. ARIA	1978-1982	P400120850010				
50 cc. 2T TRIAL 50.5 AIR	1990	P400120850014		P400120400018		
50 cc. 2T TRIAL JUNIOR	1990	P400120850014		P400120400018		
50 cc. 50.1 RAIDER	1986-1989	P400120850018				
	1986-1993			P400120400018		
	1990-1993	P400120850019				
50 cc. 50.1 TRIAL	1986-1989	P400120850018		P400120400018		
50 cc. CABALLERO RS / RC LC 50	1990	P400120850015		P400120400018		
50 cc. CLUBMAN / K R00	1990-1993	P400120850019		P400120400018		
50 cc. FAST 50	1986-1989	P400120850018				
	1986-1993			P400120400018		
	1990-1993	P400120850019				
50 cc. ISSIMO 50	1984-1989	P400130850060				
50 cc. KOALA 50	1986-1989	P400120850018				
	1986-1993			P400120400018		
	1990-1993	P400120850019				
50 cc. OASIS 50 / EPV	1986-1989	P400120850018				
	1986-1993			P400120400018		
	1990-1993	P400120850019				
50 cc. REPLICA LC	1986-1989	P400120850018		P400120400018		
50 cc. TRIAL 50.7 / 50.9 LC	1990-1993	P400120850019		P400120400018		
75 cc. 2T CABALLERO RS / CLUBMAN LC	1990-1993	P400120850075	P400120600075	P400120400018		
75 cc. 2T K R00 / KOALA	1990-1993	P400120850075	P400120600075	P400120400018		
75 cc. 2T OASIS	1990-1993	P400120850075	P400120600075	P400120400018		
80 cc. 2T CABALLERO RS / CLUBMAN LC	1990-1993	P400120850075	P400120600075	P400120400018		
80 cc. 2T K R00 / KOALA / OASIS	1990-1993	P400120850075	P400120600075	P400120400018		
120 cc. 2T TRIAL		P400120850020				
125 cc. 125 / 200 / 201 / 203 2T AIR	1983-1992	P400120850030		P400120400030		
125 cc. 125 2T 125.3-125.5 AIR	1983-1992	P400120850030		P400120400030		
125 cc. 125 2T 125.7 / 125.9 AIR		P400120850030		P400120400030		
125 cc. 2T AIR 125 / 125.1 / 125.2 CC	1983-1992	P400120850030		P400120400030		
125 cc. 2T LC		P400120850021				
125 cc. 2T PROFESSIONAL AIR	1983-1992	P400120850030		P400120400030		
125 cc. K R00 125 LC	1991-1993	P400120850035		P400120400030		
200 cc. 125 TRIAL 200		P400120850020				
212 cc. K R00 212 LC	1993	P400120850022		P400120400030		
243 cc. 2T 241 / 243 / 243.2	1986-1990	P400120850040				
247 cc. 2T TRIAL / 245 / 247	1986-1990	P400120850040				
249 cc. 247-249 TRIAL AIR	1990-1993	P400120850042		P400120400030		
249 cc. TRIAL 249 AIR	1989-1993	P400120850060		P400120400030		
250 cc. 2T COACH WEEKEND AIR	1986-1990	P400120850040				
250 cc. 2T PROFESSIONAL	1986-1990	P400120850040				
250 cc. CLUBMAN / K R00 AIR	1991-1993	P400120850045		P400120400030		
300 cc. 2T TRIAL PROFESSIONAL AIR	1986-1989	P400120850050		P400120400030		
300 cc. COACH WEEKEND AIR	1989-1993	P400120850060		P400120400030		
303 cc. 2T AIR 300 / 301 / 303.2 CC	1986-1989	P400120850050		P400120400030		
305 cc. TRIAL 305 / 305 COACH AIR	1989-1993	P400120850060		P400120400030		
309 cc. 307 / 309 TRIAL AIR	1989-1993	P400120850060		P400120400030		
FRANCO MORINI						
48 cc. 2T		P400150850233				
		P400150850232				
48 cc. 2T 3 SPEED B3		P400150850010				
48 cc. 2T 4 SPEED	1973	P400150850110				
48 cc. 2T 4/5/6 ST/R		P400150850150				
48 cc. 2T 4MP / 4MP TURBO VENTOLA		P400150850120				
48 cc. 2T 4MR / UC4		P400150850170		P400150400160		
48 cc. 2T 5 ST / TURBO STAR		P400150850130				
48 cc. 2T F4		P400150850020				
48 cc. 2T GIROMAT 50				P400150400060		
		P400150850060				
48 cc. 2T GS-GSA		P400150850210	P400150600210	P400150400210		

For all loose gaskets please visit athenaparts.com

APPLICAZIONI / APPLICATIONS	ANNO / YEAR	 COMPLETE GASKETS KIT	 TOP END GASKETS KIT	 ENGINE OIL SEALS KIT	 CRANKSHAFT RE-BUILDING KIT	 EASY GASKETS KIT
FRANCO MORINI						
48 cc. 2T M01 / M02 / M0 KG				P400150400060		
		P400150850060				
48 cc. 2T M03 / M04		P400150850070		P400150400070		
48 cc. 2T M101 50 (SUZUKI)		P400510850010				
48 cc. 2T M101K		P400150850080				
48 cc. 2T M1K		P400150850080				
48 cc. 2T M3 SPORT		P400150850232				
48 cc. 2T S.5		P400150850234				
48 cc. 2T T4		P400150850160		P400150400160		
48 cc. 4V / TS		P400150850100				
48 cc. S5 / K2 2T		P400150850090				
50 cc. 2T G30 / G40	1989-1993	P400150850220	P400150600220	P400150400220		
50 cc. 2T G30 LC	1992-1994	P400150850221	P400150600221	P400150400220		
50 cc. 2T G303 / G304	1989-1993	P400150850220	P400150600220	P400150400220		
50 cc. 2T TA4 / TA 50 LC		P400150850180				
50 cc. F.MORINI / ITALJET F50	1994-1995	P400510850019/1	P400510600016	P400510400019		
50 cc. H2O	1996-1998	P400150850131	P400150600131	P400150400131		
50 cc. H2O LONG CRANKASE	1994-1998	P400150850126	P400150600126	P400150400126		
GARELLI						
50 cc. CROSS		P400160850080				
GILERA						
40 cc. EASY MOVING 50 D.40	1993-1998		P400480600001			
40 cc. STORM 50 D.40	1993-1997		P400480600001			
49 cc. G.M.C. 49		P400170850006				
50 cc. 4T		P400170850070				
50 cc. 5 VEL.		P400170850030				
50 cc. 7 HP		P400170850030				
50 cc. BULLIT 50	1990-1993	P400170850031	P400170600031	P400170400031		
50 cc. CB1 50		P400170850030				
50 cc. CBA 50 SS		P400170850020				
50 cc. COMPETIZIONE 4T		P400170850015				
50 cc. DNA 50 LC	2000				P400480444001	*784
	2000				P400480444005	*785
	2000				P4E0480444002	*788
	2000				P4E0480444003	*520 *787
	2000-2007	P400480700059	*30	P400480600012	P400480400059	
50 cc. EAGLET 50	1995-1998	P400170850031	P400170600031	P400170400031		
50 cc. EAGLET 50 AUT.	1996-1998	P400150850131	P400150600131	P400150400131		
50 cc. EASY MOVING 50	1993-1996				P400480444001	*784
	1993-1996				P4E0480444002	*788
	1993-1996				P4E0480444003	*520 *787
	1993-1998	P400480700055	*30		P400480400055	
50 cc. ENDURO 50		P400170850030				
50 cc. GILLY 50		P400170850010				
50 cc. GR2		P400170850012				
50 cc. ICE 50	2001-2005	P400480700055	*30		P400480400014	*560
50 cc. P.D. (PAGLIANTI)		P400170850006				
50 cc. RCR 50	2003-2006-/2007				P400105400050	
	2006	P400105850001		P400105600001		
50 cc. RM 20-50 LC		P400170850031		P400170600031		
50 cc. RT 50		P400170850031		P400170600031		
50 cc. RUNNER 50 FL	2002	P400480700008	*30		P400480400059	
50 cc. RUNNER 50 LC	1997-2000	P400480700008	*30		P400480400059	
50 cc. RUNNER POGGIALI 50	2002	P400480700008	*30		P400480400059	
50 cc. RUNNER PUREJET 50	2002-2007	P400480850013		P400480600013	P400480400013	
	2002-2010				P4E0480444003	*520 *787
	2002-2010				P400480444001	*784
	2010	P400010850006		P400010600006		
50 cc. RUNNER PUREJET 50 RACE	2006	P400480850013		P400480600013	P400480400013	
50 cc. RUNNER PUREJET 50 ST	2008	P400010850006		P400010600006	P400480444001	*784
50 cc. RUNNER SP 50 / ST	2008-2009	P400010850006		P400010600006	P400480444001	*784
50 cc. RUNNER SP 50 LC	2002-2007	P400480850013		P400480600013	P400480400013	
	2002-2012				P400480444001	*784
50 cc. RUNNER SP 50 RACE	2006	P400480850013		P400480600013	P400480400013	

Per le guarnizioni sfuse consultare il catalogo on-line sul sito athenaparts.com

APPLICAZIONI / APPLICATIONS	ANNO / YEAR	 COMPLETE GASKETS KIT	 TOP END GASKETS KIT	 ENGINE OIL SEALS KIT	 CRANKSHAFT RE-BUILDING KIT	 EASY GASKETS KIT
50 cc. RUNNER SP 50 SC	2006-2007	P400480850013	P400480600013	P400480400013		
50 cc. RUNNER SP 50 SPECIAL EDITION	2007	P400480850013		P400480400013		
50 cc. SMT 50	2003-2006-/2007			P400105400050		
	2006	P400105850001	P400105600001			
50 cc. STALKER 50	1997				P4E0480444002	*788
	1997-2004			P400480400055	P4E0480444003	*520 *787
	1997-2010	P400480700055	*30		P400480444001	*784
	2005-2010			P400480400013		
50 cc. STALKER 50 1FD / 2FD D.40	1997-2001		P400480600001			
	1997-2004			P400480400055		
	1997-2007	P400480700055	*30			
	2005-2007			P400480400013		
50 cc. STORM 50	1993-1994				P400480444001	*784
	1993-1994				P4E0480444002	*788
	1993-1994				P4E0480444003	*520 *787
	1993-1997	P400480700055	*30	P400480400055		
50 cc. STORM EURO2	2007	P400480700055	*30	P400480400013	P400480444001	*784
50 cc. TREND 50		P400170850020				
50 cc. TRIAL 50		P400170850020				
50 cc. TRIAL II S.		P400170850030				
50 cc. TYPHOON 50	1993-1997	P400480700055	*30	P400480600001	P400480400055	P400480444001 *784
	1993-1997				P4E0480444002	*788
	1993-1997				P4E0480444003	*520 *787
50 cc. TYPHOON X / X KAT 50	1998-1999	P400480700055	*30	P400480600001	P400480400055	
50 cc. TYPHOON XR 50	2000	P400480700055	*30	P400480600001	P400480400055	
80 cc. 4T		P400170850080				
98 cc. GIUBILEO 98		P400170850090				
100 cc. S.S.		P400170850110				
106 cc. 4T		P400170850110				
124 cc. 4T 5 VEL		P400170850140				
124 cc. GIUBILEO		P400170850120				
125 cc. 4T		P400170850155				
125 cc. 5 VEL. 125		P400170850140				
125 cc. APACHE 125	1986-1994	P400170850332		P400170600332	P400170400330	
125 cc. ARCORE 125		P400170850150				
125 cc. ARIZONA 125 HAWK	1984-1988	P400170850060		P400170600060	P400170400330	
125 cc. C1 125		P400170850157				
125 cc. CRONO 125	1986-1994	P400170850332		P400170600332	P400170400330	
125 cc. CROSS 4T C1 CROSS LC		P400170850157				
125 cc. CX 125	1986-1993	P400170850332		P400170600332	P400170400330	
125 cc. DNA 125 4T	2001	P400480850127	*37	P400480600127	P400480400126	EG4806-127
125 cc. FREESTYLE 125	1986-1994	P400170850332		P400170600332	P400170400330	
125 cc. GR1 125	1983-1984	P400170850040				
125 cc. II S. 125	1951	P400170850154				
125 cc. KK / KR / KZ 125	1986-1989	P400170850330		P400170600330	P400170400330	
125 cc. LC 125		P400170850157				
125 cc. MX1 125	1986-1989	P400170850330		P400170600330	P400170400330	
125 cc. MXR 125	1986-1993	P400170850330		P400170600330	P400170400330	
125 cc. NEXUS EURO 3	2007-2008	P400480850025		P400480600025	P400480400128	EG4806-025
125 cc. NEXUS EURO3 IE 125	2008-2009	P400480850022		P400480600025	P400480400128	EG4806-025
125 cc. RC 125 TOP RALLY	1986-1989	P400170850330		P400170600330	P400170400330	
	1986-1993	P400170850332		P400170600332	P400170400330	
125 cc. RUNNER 125 VX EU3 4T	2005-2007	P400480850025		P400480600025	P400480400128	EG4806-025
125 cc. RUNNER FX 125 LC	1997-2002	P400480700053	*30	P400480600053	P400480400045	P400480444003 EG4806-053
125 cc. RUNNER VX 125 SC 4T	2006-2007	P400480850025		P400480600025	P400480400128	EG4806-025
125 cc. RUNNER VX 4T ST EURO3	2008-2010	P400480850025		P400480600025	P400480400128	EG4806-025
125 cc. RUNNER VX RACE 4T	2006	P400480850025		P400480600025	P400480400128	EG4806-025
125 cc. RUNNER VX-VXR 125 4T LC	2000-2002	P400480850127	*37	P400480600127	P400480400126	EG4806-127
	2005-2006				P400480400128	
125 cc. RV 125	1984-1988	P400170850060		P400170600060	P400170400330	
125 cc. RX 125	1984-1988	P400170850060		P400170600060	P400170400330	
125 cc. RX 125 ARIZONA	1984-1988	P400170850060		P400170600060	P400170400330	
125 cc. SP01 / SP02 125	1986-1993	P400170850332		P400170600332	P400170400330	
125 cc. TG1 125	1983-1984	P400170850040				






For all loose gaskets please visit athenaparts.com

APPLICAZIONI / APPLICATIONS	ANNO / YEAR	 COMPLETE GASKETS KIT	 TOP END GASKETS KIT	 ENGINE OIL SEALS KIT	 CRANKSHAFT RE-BUILDING KIT	 EASY GASKETS KIT
GILERA						
125 cc. TYPHOON 125	1995-1998	P400480700186	*30		P400480400186	
125 cc. TYPHOON X/R 125	1999-2000	P400480700186	*30		P400480400186	
125 cc. XR1 / XR2 125	1986-1993	P400170850330		P400170600330	P400170400330	
140 cc. REGOLARITA 140		P400170850160				
150 cc. 4T		P400170850170				
	1958	P400170850180				
150 cc. 5 VEL.		P400170850160				
150 cc. ARCORE 150		P400170850150				
150 cc. GIUBILEO 150		P400170850200				
150 cc. MOTOCARRO 150		P400170850159				
150 cc. SS 150		P400170850240				
175 cc. EXTRA 4T		P400170850240				
175 cc. GIUBILEO 175 III S.		P400170850260				
175 cc. GIUBILEO I S. 175		P400170850250				
175 cc. GIUBILEO II S. 175		P400170850200				
175 cc. REG.COMPET.175		P400170850221				
175 cc. TURISMO 175		P400170850230				
180 cc. DNA 180	2001	P400480850183		P400480600183	P400480400126	EG4806-183
180 cc. RUNNER FXR 180	1997-2002	P400480700185	*30	P400480600185	P400480400045	P400480444003 EG4806-185
180 cc. RUNNER VX-VXR 180 4T	2000-2001	P400480850183		P400480600183	P400480400126	EG4806-183
200 cc. ARIZONA 200	1987-1989	P400170850262		P400170600262	P400170400330	
200 cc. RUNNER VXR 200 EU3	2005-2007	P400480850128		P400480600128	P400480400128	EG4806-128
200 cc. RUNNER VXR 200 RACE 4T	2006	P400480850128		P400480600128	P400480400128	EG4806-128
200 cc. RUNNER VXR 200 ST EURO3 4T	2008-2009	P400480850023		P400480600023	P400480400128	EG4806-023
200 cc. RUNNER VX-VXR 4T 200	2002-2004	P400480850128		P400480600128	P400480400126	EG4806-128
200 cc. RV 200 / RX	1987-1989	P400170850262		P400170600262	P400170400330	
200 cc. RX 200	1987-1989	P400170850262		P400170600262	P400170400330	
202 cc. 4T		P400170850270				
250 cc. NETTUNO 250 II S.		P400170850280				
250 cc. NEXUS EU3 250	2006-2007	P400480850023		P400480600023	P400480400128	EG4806-023
250 cc. NEXUS SP EU3 250	2006-2007	P400480850023		P400480600023	P400480400128	EG4806-023
250 cc. NRG 250 / ARIZONA AC / RALLY AC	1985-1989	P400170850400		P400170600400	P400170400400	
300 cc. BICILINDRICO 300	1958	P400170850290				
300 cc. BICILINDRICO 300 III S.		P400170850310				
300 cc. BICILINDRICO EXTRA 300	1958	P400170850300				
300 cc. NEXUS 300	2008-2009	P400480850027		P400480600027		EG4806-027
350 cc. DAKOTA 350	1987-1989	P400170850340			P400170400340	
350 cc. ER 350	1987-1989	P400170850340			P400170400340	
350 cc. NORD WEST 350	1987-1994	P400170850340			P400170400340	
350 cc. XRT 350 SATURNO	1987-1989	P400170850340			P400170400340	
500 cc. DAKOTA 500 / AE / ER AE	1988-1993	P400170850500		P400170600500	P400170400340	
500 cc. ER 500	1988-1993	P400170850500		P400170600500	P400170400340	
500 cc. FUOCO 500 RC IE	2007-2011	P400480850499		P400480600499	P400480400500	EG4806-499
500 cc. MERCURIO 500		P400170850325				
500 cc. MOTOCARRO 500		P400170850325				
500 cc. NEXUS 500	2003-2005	P400480850499		P400480600499	P400480400500	EG4806-499
500 cc. NEXUS EU3	2006-2009	P400480850499		P400480600499	P400480400500	EG4806-499
500 cc. NEXUS SP EURO 3	2006-2011	P400480850499		P400480600499	P400480400500	EG4806-499
500 cc. SATURNO 500	1988-1993	P400170850500		P400170600500	P400170400340	
500 cc. SATURNO II S. 500	1946-1954	P400170850320		P400170600320		
600 cc. NORD WEST/ R 600	1988-1994	P400170850601		P400170600601	P400170400340	
600 cc. RC 600 / TOP RALLY	1988-1993	P400170850601		P400170600601	P400170400340	
600 cc. XRT 600	1988-1993	P400170850601		P400170600601	P400170400340	
HONDA						
50 cc. C 50 C / DMC / LE	1969-1987	P400210850013		P400210600013		
50 cc. C 50 ZZ / DK / ZZ	1979-1986	P400210850014/1		P400210600014/1		
	1979-1986			P4E0210600014	*24	
50 cc. C310 4T 3 SPEED	1968	P400210850032				
50 cc. C50	1988-1991				P400210400070	
50 cc. CB 50 F / J / JS	1979-1981	P400210850027		P400210600027		
50 cc. CY 50 K	1979-1981	P400210850027		P400210600027		
50 cc. DIO G / GP 50					P400420444001	
	1992-1995	P400210850017		P400210600017	P400210400017	
50 cc. HS 50	1992-1995	P400210850017		P400210600017	P400210400017	

Per le guarnizioni sfuse consultare il catalogo on-line sul sito athenaparts.com

APPLICAZIONI / APPLICATIONS	ANNO / YEAR	 COMPLETE GASKETS KIT	 TOP END GASKETS KIT	 ENGINE OIL SEALS KIT	 CRANKSHAFT RE-BUILDING KIT	 EASY GASKETS KIT
HONDA						
50 cc. MB 50 S	1980-1982	P400210850018	P400210600018			
	1983	P400210850038	P400210600038			
50 cc. MBX 50 (D.47 MM)	1983		P400210600012			
50 cc. MBX 50 LC	1983	P400210850011	P400210600011			
	1983	P4E0210850011	*24			
50 cc. MCX 50 (D.47 MM)	1983		P400210600012			
50 cc. MCX 50 FD / SD	1983	P400210850038	P400210600038			
50 cc. METROPOLITAN CHF 50	2002-2009	P400210850279	P400210600279	P400210400279		
50 cc. MT 50 AC	1980-1989	P400210850018	P400210600018			
	1990-1993	P400210850015	P400210600015		P400210400015	
50 cc. MTX 50 (D.47 MM)	1984-1988		P400210600012			
50 cc. MTX 50 AC	1982-1983	P400210850015	P400210600015		P400210400015	
50 cc. MTX R 50 LC	1984-1988	P400210850011	P400210600011			
	1984-1988	P4E0210850011	*24			
50 cc. NA 50 EXPRESS	1979-1981	P400210850026	P400210600026			
50 cc. NB 50 M AERO	1983-1984	P400210850019	P400210600019			
	1985-1986	P400210850035	P400210600035			
50 cc. NC 50 EXPRESS	1976-1983	P400210850026	P400210600026			
50 cc. ND 50	1981-1986	P400210850019	P400210600019			
50 cc. NH 50 LEAD SS / MR / MSE	1985-1992	P400420850060	P400420600060	P400420400060	P400210444002	
50 cc. NOVIO 50 4T	1968-1970	P400210850033	P400210600033			
50 cc. NQ 50 SPREE	1984-1985	P400210850036	P400210600036			
	1986-1987	P400210850009				
50 cc. NS 50 F	1981-1983	P400210850019	P400210600019			
	1990	P400210850031	P400210600031			
50 cc. NSR 50 LC (D.47 MM)	1983-1993		P400210600012			
50 cc. NSR F1-F2 50 LC	1983-1993	P400210850011	P400210600011	P4E0210400011	*24	
	1983-1993	P4E0210850011	*24			
50 cc. NT 50	1986-1994	P400210850009				
50 cc. NU 50 URBAN EXP.	1982-1983	P400210850028	P400210600028			
50 cc. NX 50	1980-1982	P400210850028	P400210600028			
50 cc. PA 50	1978-1991	P400210850005	P400210600005	P400210400005		
50 cc. PA 50 (USA)	1978-1983	P400210850034	P400210600034			
50 cc. PK 50 WALLARO	1991-1996	P400210850008	P400210600008	P400420400050		
50 cc. PS 50		P400210850056				
50 cc. PX 50 L / LS	1980-1984	P400210850006	P400210600006	P400210400006		
50 cc. PXR 50	1984	P400210850006	P400210600006	P400210400006		
50 cc. QR 50	1983-1985	P400210850026	P400210600026			
50 cc. RUCKUS NPS 50	2003-2012	P400210850279	P400210600279	P400210400279		
50 cc. SA 50	1992-1996	P400210850017	P400210600017	P400210400017		
50 cc. SA 50 VISION I / II SERIE	1985-1987	P400420850050	P400420600050	P400420400050		
	1988-1996		P400210600003	P400420400050	P400210444003 P400420444001	
50 cc. SC 50						
50 cc. SE 50 P / MF	1986-1987	P400210850035	P400210600035			
50 cc. SFX 50	1995-1997				P400210444001	
	1995-1998	P400210850021/1	P400210600021/1	P400210400021/1		
50 cc. SGX SKY 50	1997-1998	P400210850022	P400210600022/1	P400210400045		
50 cc. SH 50	1988-1995	P400210850004	P400210600004	P400210400004	P400210444002	
	1996-1998	P400210850022Alt.	P400210600021/1	P400210400045	P400210444004	
	1996-1998	P400210850046			P400210444115	
50 cc. SJ 50 BALI	1993-1998	P400210850021/1	P400210600021/1	P400210400021/1	P400210444001	
50 cc. SK 50	1992-1995	P400210850017	P400210600017	P400210400017		
50 cc. SKY DX 50	1997-1998				P400210444004	
	1997-1998				P400210444115	
	1997-1999	P400210850022	P400210600021/1	P400210400045		
50 cc. SP 50	1992-1995	P400210850017	P400210600017	P400210400017	P400420444001	
50 cc. SRX 50 SHADOW	1998-1999	P400210850054	P400210600054	P400210400054		
50 cc. SXR 50	1997	P400210850021/1	P400210600021/1	P400210400021/1		
	1998				P400210444001	
50 cc. VISION 4T	2011-2012	P400210850303	P400210600303	P400210400301		
50 cc. XL 50	1979-1981	P400210850027	P400210600027			
50 cc. Z 50 J / J1	1987-1993	P400210850016				
50 cc. Z 50 J MONKEY	1979-1986	P400210850014/1	P400210600014/1			
	1979-1986		P4E0210600014	*24		






For all loose gaskets please visit athenaparts.com

APPLICAZIONI / APPLICATIONS	ANNO / YEAR	 COMPLETE GASKETS KIT	 TOP END GASKETS KIT	 ENGINE OIL SEALS KIT	 CRANKSHAFT RE-BUILDING KIT	 EASY GASKETS KIT
HONDA	50 cc. Z 50 J MONKEY	1988-1991	P400210850001	P400210600001	P400210400001	
		1988-1991		P4E0210600001 *24		
50 cc. Z 50 R	1969-1987	P400210850013	P400210600013			
50 cc. ZB 50	1988	P400210850001	P400210600001	P400210400001		
	1988	P400210850013	P400210600013			
50 cc. ZX 50	1992-1994				P400420444001	
	1995-1997				P400210444001	
70 cc. C 70	1970-1981	P400210850073	P400210600073			
	1980-1982		P400210600007			
	1982-1993	P400210850091	P400210600091			
	1988-1991			P400210400070		
70 cc. C 70 (D.49 MM)			P400210600074			
70 cc. C 70 (D.51 MM)			P400210600075			
70 cc. C 70 (D.53 MM)			P400210600076			
70 cc. CL 70	1969-1972	P400210850073	P400210600073			
70 cc. CT 70 H	1970-1981	P400210850073	P400210600073			
70 cc. GLX 70	1980-1982		P400210600007			
70 cc. GLX 70 (D.49 MM)			P400210600074			
70 cc. GLX 70 (D.51 MM)			P400210600075			
70 cc. GLX 70 (D.53 MM)			P400210600076			
70 cc. SL 70	1972-1973	P400210850073	P400210600073			
70 cc. ST 70	1971-1974	P400210850073	P400210600073			
75 cc. MBX 75 LC	1983-1987	P400210850071	P400210600071	P400210400071		
75 cc. MTX 75 LC	1983-1987	P400210850071	P400210600071	P400210400071		
75 cc. NS-1 75	1991-1993	P400210850072	P400210600072			
75 cc. NSR 75 LC	1983-1987	P400210850071	P400210600071	P400210400071		
75 cc. XL 75	1977-1979	P400210850084	P400210600084			
75 cc. XR 75	1973-1976	P400210850077	P400210600077			
	1977-1978	P400210850084	P400210600084			
80 cc. CY 80	1979	P400210850084	P400210600084			
80 cc. MB 80 AC	1980-1982	P400210850081	P400210600081			
80 cc. MBX 80 LC	1983-1987	P400210850071	P400210600071	P400210400071		
80 cc. MCX 80 LC	1983-1987	P400210850071	P400210600071	P400210400071		
80 cc. MT 80 AC	1980	P400210850081	P400210600081			
80 cc. MTX 80 AC	1982	P400210850081	P400210600081			
80 cc. MTX R 80 LC	1983-1987	P400210850071	P400210600071	P400210400071		
80 cc. NH 80 LEAD	1983-1993	P400420850080	P400420600080	P400420400060		
80 cc. SH 80 SCOOPY		P400210850037	P400420600080	P400210400004		
80 cc. XL 80	1980-1985	P400210850084	P400210600084			
80 cc. YUPY 80		P400210850029				
90 cc. C 90	1970-1984	P400210850090	P400210600090			
	1980-1982		P400210600007			
	1982-1993	P400210850091	P400210600091			
90 cc. C 90 (D.49 MM)			P400210600074			
90 cc. C 90 (D.51 MM)			P400210600075			
90 cc. C 90 (D.53 MM)			P400210600076			
90 cc. CE 90	1970-1984	P400210850090	P400210600090			
90 cc. CT 90	1966-1979	P400210850092	P400210600092			
90 cc. EZ 90 CUB	1991-1995	P400210850094	P400210600094			EG2106-094
90 cc. SRX 90	1998-1999	P400210850053	P400210600053	P400210400053		
90 cc. YUPI 90		P400210850029	P400420600080			
100 cc. CB 100	1970-1986	P400210850102	P400210600102			
100 cc. CL 100	1972-1974	P400210850102	P400210600102			
100 cc. H 100 AC	1980-1992	P400210850107	P400210600107			
100 cc. MB 100	1980	P400210850107	P400210600107			
100 cc. SH 100	1996-1997	P400210850099	P400210600099	P400210400021/1		EG2106-099
100 cc. SJ 100 BALI EX	1996-1998	P400210850057	P400210600057	P400210400057		
100 cc. SL 100	1970-1973	P400210850102	P400210600102			
110 cc. CT 110	1980-1986	P400210850112	P400210600112			
110 cc. DIO VISION NSC110	2011-2014	P400210850301	P400210600301	P400210400301		EG2106-301
125 cc. @ 125 NES LC	2000-2001	P400210850139	P400210600139	P400210400139		EG2106-139
125 cc. CA 125 REBEL	1995-1997	P400210850127	P400210600127	P400210400127		
125 cc. CB 125	1971-1975	P400210850128	P400210600128			
	1982-1990	P400210850120	P400210600120			

Per le guarnizioni sfuse consultare il catalogo on-line sul sito athenaparts.com

APPLICAZIONI / APPLICATIONS	ANNO / YEAR	 COMPLETE GASKETS KIT	 TOP END GASKETS KIT	 ENGINE OIL SEALS KIT	 CRANKSHAFT RE-BUILDING KIT	 EASY GASKETS KIT
HONDA						
125 cc. CB 125 T	1978-1986	P400210850059	P400210600059			
125 cc. CBF 125	2009-2011	P400210850275	P400210600275			
125 cc. CBR R 125	2004-2013	P400210870188	P400210620188	P400210400188		
125 cc. CD 125 / T	1971-1975	P400210850128	P400210600128			
	1978-1986	P400210850127	P400210600127	P400210400127		
125 cc. CG 125	1976-1993	P400210850106	P400210600106			
125 cc. CH 125 SPACY	1992-1996	P400210850224	P400210600224	P400210400224		EG2106-224
125 cc. CL 125	1971-1975	P400210850128	P400210600128			
125 cc. CM 125	1978-1986	P400210850127	P400210600127	P400210400127		
	1982-1990	P400210850120	P400210600120			
125 cc. DYLAN 125	2003-2005				P400210444139	
125 cc. FES S-WING 125	2007-2010	P400210850139	P400210600139	P400210400139	P400210444139	EG2106-139
125 cc. MBX 125	1983-1993	P400210850110	P400210600110			
125 cc. MTX 125 W (JAPAN)	1983-1993	P400210850110	P400210600110			
125 cc. MTX R2H 125	1985-1994	P400210850100	P400210600100	P400210400100		
125 cc. NS 125 F	1985	P400210850100	P400210600100	P400210400100		
125 cc. NSR 125 F / R	1986-2001	P400210850101	P400210600101	P400210400101		
	1992-1996				P400210444006	
125 cc. NX 125	1988	P400210850134	P400210600134			
125 cc. PANTHEON 125 LC	1998-2002	P400210850118	P400210600118	P400210400118		
	2003-2005				P400210444139	
125 cc. PCX 125	2010-2011	P400210850284	P400210600284			EG2106-284
	2010-2013			P400210400284		
	2012-2013	P400210850298	P400210600298			EG2106-298
125 cc. PES INJECTION 125	2006-2009				P400210444139	
	2006-2010	P400210850139	P400210600139	P400210400139		EG2106-139
125 cc. SH 125 4T LC	2001-2011				P400210444139	
	2001-2012	P400210850139	P400210600139	P400210400139		EG2106-139
125 cc. SL 125	1971-1975	P400210850128	P400210600128			
125 cc. TL 125	1971-1975	P400210850128	P400210600128			
125 cc. VT 125 C SHADOW	1999-2007	P400210850121	P400210600121			
125 cc. XJ 125	1976-1993	P400210850106	P400210600106			
125 cc. XL 125	1971-1975	P400210850128	P400210600128			
	1976-1978	P400210850105	P400210600105			
	1979-1983	P400210850104	P400210600104			
	2001-2010	P400210850121	P400210600121			
125 cc. XLS 125	1976-1980	P400210850104	P400210600104			
125 cc. XR 125	1976-1980	P400210850104	P400210600104			
150 cc. @ 150 NES LC	2000-2001	P400210850140	P400210600140	P400210400139		EG2106-140
150 cc. DYLAN 150	2003-2005				P400210444139	
150 cc. FES 150 S-WING	2007-2009	P400210850140	P400210600140	P400210400139	P400210444139	EG2106-140
150 cc. PANTHEON 150 LC	1998-2001	P400210850119	P400210600119	P400210400118		EG2106-119
	2003-2005				P400210444139	
150 cc. PCX 150	2012					EG2106-299
	2012-2013	P400210850299	P400210600299			
150 cc. PES INJECTION 150	2006-2010	P400210850140	P400210600140	P400210400139	P400210444139	EG2106-140
150 cc. SH 150 4T LC	2000-2011				P400210444139	
	2001-2012	P400210850140	P400210600140	P400210400139		EG2106-140
175 cc. CB 175	1967-1978	P400210850177	P400210600177			
175 cc. CD 175	1969-1978	P400210850177	P400210600177			
175 cc. CL 175	1969-1978	P400210850177	P400210600177			
175 cc. SL 175	1970	P400210850177	P400210600177			
175 cc. XL 175	1973-1978	P400210850176	P400210600176			
185 cc. CD 185	1978-1979	P400210850206/1	P400210600206/1			
185 cc. CM 185 T	1978-1979	P400210850206/1	P400210600206/1			
185 cc. CT 185	1979-1991	P400210850186	P400210600186			
200 cc. CD 195	1980	P400210850206/1	P400210600206/1			
200 cc. CD 200 TA / TB / TE	1980-1984	P400210850206/1	P400210600206/1			
200 cc. CM 200 T TWIN STAR	1980-1982	P400210850206/1	P400210600206/1			
200 cc. TLR 200	1983-1987	P400210850200	P400210600200			
200 cc. TR 200	1986-1987	P400210850205	P400210600205			
250 cc. CB 250	1975-1978	P400210850208	P400210600208			
	1979-1983	P400210850240	P400210600240			
	1985-1987	P400210850258				

For all loose gaskets please visit athenaparts.com

APPLICAZIONI / APPLICATIONS	ANNO / YEAR	 COMPLETE GASKETS KIT	 TOP END GASKETS KIT	 ENGINE OIL SEALS KIT	 CRANKSHAFT RE-BUILDING KIT	 EASY GASKETS KIT
HONDA						
250 cc. CB 250	1994-2007	P400210850261	P400210600261	P400210400261		
250 cc. CB 250 RSA / RSC / RSZC	1980-1982	P400210850257	P400210600257			
250 cc. CBR 250 R / ABS	2011-2013	P400210850288	P400210620288	*20		
250 cc. CD 250	1985-1992	P400210850262	P400210600262			
250 cc. CJ 250	1975-1978	P400210850208	P400210600208			
250 cc. CL 250	1982	P400210850257	P400210600257			
250 cc. CM 250 / CUSTOM	1979-1986	P400210850240	P400210600240			
250 cc. CMX 250	1985-1992	P400210850262	P400210600262			
250 cc. CMX 250 C	2012	P400210850261	P400210600300			
250 cc. CN 250 HELIX 4T	1992-1997	P400210850223	P400210600223			EG2106-223
250 cc. FES 250 FORESIGHT 4T LC	1998-1999	P400210850055	P400210600055	P400210400055		EG2106-055
	2000-2001	P400210850232	P400210600232	P400210400232		EG2106-232
250 cc. FL 250 ODYSSEY	1977-1984	P400210850254	P400210600254			
250 cc. JAZZ 250	2001	P400210850232	P400210600232	P400210400232		EG2106-232
250 cc. NSR 250	1987-1989	P400210850267				
	1990-1996	P400210850268				
250 cc. NX 250 DOMINATOR	1988-1991	P400210850259	P400210600259			
250 cc. VT 250	1984-1988	P400210850269	P400210600269			
250 cc. VTR 250 INSPECTOR	1989-1990	P400210850266	P400210600266			
300 cc. SH 300 / ABS	2007-2013	P400210850278	P400210600278	P400210400278		EG2106-278
350 cc. 2 CYLINDER 350	1968-1973	P400210850030				
350 cc. CB 350 F	1973-1974	P400210850352	P400210600352			
350 cc. CB 350 K 2 CYL.	1970-1973	P400210850353	P400210600353			
350 cc. CL 350 K 2 CYL.	1970-1973	P400210850353	P400210600353			
350 cc. SL 350 2 CYL.	1971	P400210850353	P400210600353			
360 cc. CB 360	1973-1977	P400210850360	P400210600360			
360 cc. CJ 360	1976-1977	P400210850360	P400210600360			
360 cc. CL 360	1975-1976	P400210850360	P400210600360			
400 cc. CB 400	1975-1977	P400210850401/1	P400210600401/1			
400 cc. CB 400 T HAWK / A / N / SC	1978-1983	P400210850400	P400210600400			
400 cc. CM 400 A / C / E / T	1979-1982	P400210850400	P400210600400			
400 cc. SILVER WING 400	2006-2009	P400210850271	P400210600271	P400210400238		EG2106-271
450 cc. CB 450	1968-1974	P400210850450	P400210600450			
	1982-1989	P400210850452	P400210600452			
450 cc. CB 450 S	1986-1988	P400210850453	P400210600453			
450 cc. CM 450 / CUSTOM	1982-1983	P400210850452	P400210600452			
450 cc. GL 450 / L 450	1968-1974	P400210850450	P400210600450			
500 cc. CB 500	1989-1996	P400210850503	P400210600503			
500 cc. CB 500 FOUR	1971-1973	P400210850502	P400210600502			
500 cc. CBR 500 F	1987-1990	P400210850560	P400210600560			
500 cc. CX 500	1978-1984	P400210850510	P400210600510			
500 cc. CX 500 TURBO	1978-1984	P400210850508	P400210600508			
500 cc. FT 500	1982-1983	P400210850506	P400210600506			
500 cc. GB 500	1989-1994	P400210850503	P400210600503			
500 cc. GL 500	1978-1984	P400210850510	P400210600510			
500 cc. NX 500 N / P DOMINATOR	1988		P400210600505/1			
500 cc. VF 500	1983-1985	P400210850540	P400210600540			
	1986	P400210850507	P400210600507			
500 cc. VF 500 C	1983-1985	P400210850540	P400210600540			
	1986	P400210850507	P400210600507			
500 cc. VF 500 F / F2	1983-1985	P400210850540	P400210600540			
	1986	P400210850507	P400210600507			
500 cc. VT 500	1983-1988	P400210850550	P400210600550			
500 cc. XBR 500 F	1985-1987		P400210600505/1			
550 cc. CB 550	1974-1978	P400210850529	P400210600529			
550 cc. CB 550 NIGHTHAWK	1983	P400210850653	P400210600653			
550 cc. CBX 550	1982-1986	P400210850530	P400210600530			
600 cc. CB 600 HORNET F / S F2	1998-2002	P400210850624	P400210600624			
	2003-2006	P400210850181	P400210600181			
	2007-2012	P400210850273	P400210600273			
600 cc. CBF 600	2004-2006	P400210850276	P400210600276			
	2008-2010	P400210850277	P400210600277			
600 cc. CBR 600 F	1987-1990	P400210850560	P400210600560			
	1991-1994	P400210850601	P400210600601			

Per le guarnizioni sfuse consultare il catalogo on-line sul sito athenaparts.com

APPLICAZIONI / APPLICATIONS	ANNO / YEAR	 COMPLETE GASKETS KIT	 TOP END GASKETS KIT	 ENGINE OIL SEALS KIT	 CRANKSHAFT RE-BUILDING KIT	 EASY GASKETS KIT
HONDA						
600 cc. CBR 600 F	1995-1998	P400210850624	P400210600624			
	1999-2000	P400210850052	*303 P400210600052			
	2001-2006	P400210850170	P400210600170			
	2011-2012	P400210850273	P400210600273			
600 cc. CBR 600 F4 SPORT	1999-2000	P400210850052	*303 P400210600052			
	2001-2003	P400210850170	P400210600170			
600 cc. CBR 600 FS/FS SPORT	2001	P400210850170	P400210600170			
600 cc. CBR 600 R	2003-2004	P400210850174	P400210600174			
600 cc. CBR 600 RR	2003-2004	P400210850174	P400210600174			
	2005-2006	P400210850191	P400210600191			
	2007-2013	P400210850230	P400210620230			
	2007-2013	P400210870230	*20			
600 cc. CBX 600 ED	1983	P400210850653	P400210600653			
600 cc. SILVERWING FJS / FSC 600	2002-2013	P400210850238	P400210600238	P400210400238		EG2106-238
600 cc. VT 600 C / CD SHADOW	1988-1997	P400210850613	P400210600613			
600 cc. VT 600 VLX DELUXE	1995-1998	P400210850613	P400210600613			
600 cc. VT 600 XC SHADOW	1999	P400210850613	P400210600613			
600 cc. XL 600 V TRANSALP	1987-1988	P400210850620	P400210600620			
	1989	P400210850622	P400210600622			
	1990-1996	P400210850621	P400210600621			
650 cc. CB 650	1979-1982	P400210850600/1	P400210600600/1			
650 cc. CB 650 C / SC	1983-1985	P400210850653	P400210600653			
650 cc. CBX 650	1983	P400210850653	P400210600653			
650 cc. CX 650	1983-1986	P400210850651	P400210600651			
650 cc. NTV 650	1988-1990	P400210850652	P400210600652			
	1991-1996	P400210850654	P400210600654			
650 cc. NX 650 DOMINATOR	1988-2002	P400210850650/1	P400210600650/1			
650 cc. XL 650 V TRANSALP	2000-2006	P400210850061	P400210600061		P400210400061	
650 cc. XR 650 R	2000-2007	P400210850282	P400210600282		P400210400282	
650 cc. XR650L	1993-2009	P400210850650/1	P400210600650/1			
650 cc. XRV 650 AFRICA TWIN	1988-1989	P400210850652	P400210600652			
700 cc. CB 700 SC NIGHTHAWK	1984-1986	P400210850721	P400210600721			
700 cc. NC700DC / NC700SAC / NC700SDC INTEGRA	2012-2013	P400210870302	*20 P400210620302			
700 cc. NT 700 V DEAUVILLE / ABS	2006-2008/2010-2011	P400210850272				
	2006-2008-2010-2011		P400210600272		P400210400272	
700 cc. VT 700 C SHADOW	1983-1989	P400210850754	P400210600754			
700 cc. XL 700 V TRANSALP	2008-2011	P400210850272	P400210600272		P400210400272	
750 cc. CB 750 A AUTOMATIC	1976-1978	P400210850701	P400210600701			
750 cc. CB 750 C / SC NIGHTHAWK	1980-1983	P400210850700/1	P400210600700/1			
750 cc. CB 750 FOUR	1970-1975	P400210850703	P400210600703			
	1976-1978	P400210850701	P400210600701			
	1979-1984	P400210850700/1	P400210600700/1			
750 cc. CB 750 K	1970-1978	P400210850701	P400210600701			
	1979-1982	P400210850700/1	P400210600700/1			
750 cc. CB 750 L LTD	1979	P400210850700/1	P400210600700/1			
750 cc. CB 750 SEVEN FIFTY / NIGHTHAWK	1976	P400210850701	P400210600701			
	1991-1998	P400210850721	P400210600721			
750 cc. CB 750 SSC / SCD	1982-1983	P400210850721	P400210600721			
750 cc. CBX 750	1984-1995	P400210850721	P400210600721			
750 cc. VF 750 C/C2/CD V45 MAGNA	1982-1985	P400210850710	P400210600710			
	1994-2003	P400210850756	P400210600756			
750 cc. VFR 750 F	1986-1989	P400210850702	P400210600702			
750 cc. VFR 750 R	1988-1998	P400210850752	P400210600752			
750 cc. VT 750 CV/CW/C2/WX/C2X/CY/CY2/C21 SHADOW	1997-2001	P400210850236	P400210600236			
750 cc. VT 750 SHADOW	1983-1989	P400210850754	P400210600754			
750 cc. XRV 750 AFRICA TWIN	1990-2000	P400210850750	P400210600750			
800 cc. PC 800 PACIFIC COAST	1989-1998	P400210850800	P400210600800			
800 cc. VFR 800 FI 98-01	1998-2001	P400210850048	P400210600048			
800 cc. VFR 800 V-TEC 02-09	2002-2009	P400210850234	P400210600234			
900 cc. CB 900 C / F	1979-1983	P400210850900/1	P400210600900/1			
900 cc. CB 900 F	2002-2007	P400210870233	*20 P400210620233			
900 cc. CBR 900 R / RR	1992-1995	P400210850901	P400210600901			
	1992-1999				P400210400901	
	1996-1999	P400210850899	P400210600899			



For all loose gaskets please visit athenaparts.com

APPLICAZIONI / APPLICATIONS	ANNO / YEAR	 COMPLETE GASKETS KIT	 TOP END GASKETS KIT	 ENGINE OIL SEALS KIT	 CRANKSHAFT RE-BUILDING KIT	 EASY GASKETS KIT
HONDA						
900 cc. CBR 900 RE	2001	P400210850902	P400210600902			
900 cc. CBR 900 RR	2000-2001	P400210850902	P400210600902			
	2002-2003	P400210850903	P400210600903			
900 cc. CBR 900 RR / RR FIRE BLADE	2003	P400210850903	P400210600903			
1.000 cc. CB 1000 R/ABS	2008-2013	P400210850274	P400210600274			
1.000 cc. CB 1000 SF	1979-1984	P400210850947/1	P400210600947/1			
	1994-1999	P400210850952	P400210600952	P400210400952		
1.000 cc. CBF 1000 ABS	2006-2012	P400210850274	P400210600274			
1.000 cc. CBR 1000 F / FP	1987-1999	P400210850952	P400210600952	P400210400952		
1.000 cc. CBR 1000 RR FIREBLADE	2004-2005	P400210850175	P400210600175			
	2008-2013	P400210850229	P400210600229			
1.000 cc. CBR 1000 RR/R	2006-2007	P400210850228	P400210600228			
1.000 cc. GL 1000	1975-1980	P400210850949	P400210600949			
1.000 cc. VF 1000	1984-1987	P400210850950/1	P400210600950/1			
1.000 cc. VTR 1000 F FIRESTORM	1997-1999	P400210850050	P400210600050			
1.000 cc. XL 1000 VARADERO	1999-2011	P400210850060	P400210600060	P400210400060		
1.100 cc. CB 1100 R / F	1981-1984	P400210850972/1	P400210600972/1			
1.100 cc. CBR 1100 XX	1997-1998	P400210850049	P400210600049			
	1999	P400210850051	P400210600051			
1.100 cc. GL 1100	1980-1985	P400210850976	P400210600976			
1.100 cc. ST 1100	1990-1996	P400210850971	P400210600971			
1.100 cc. VF 1100 F	1983-1986	P400210850975/1	P400210600975/1			
1.100 cc. VT 1100	1985-1994	P400210850970	P400210600970	P400210400970		
1.100 cc. VT 1100 CR	1994	P400210850970	P400210600970	P400210400970		
1.100 cc. VT 1100 CS	1995	P400210850970	P400210600970	P400210400970		
1.100 cc. VT 1100 SHADOW ACE	1995-1997	P400210850977	P400210600977	P400210400970		
1.200 cc. GL 1200 / GOLDWING / INTERSTATE	1984-1988	P400210850974	P400210600974			
1.200 cc. VFR 1200 F	2010-2013	P400210850286	P400210600286			
1.200 cc. VFR1200XC / VFR1200XDC CROSSTOURER	2012	P400210850286	P400210600286			
1.500 cc. GL 1500 GOLD WING	1988-1996	P400210850980/1	P400210600980/1			
1.800 cc. GL 1800 GOLD WING	2002-2010	P400210850235	P400210600235			
1.800 cc. GL 1800A GOLD WING ABS	2002-2009	P400210850235	P400210600235			
ITALJET						
50 cc. DRAGSTER 50 LC	1998-2000	P400485850021	P400485600021	P400485400002		
50 cc. FORMULA 50	1994-1998				P400510444001	
	1994-2000	P400510850019/1	P400510600016	P400510400019		
50 cc. FORMULA 50 LC	1994-2000	P400150850126	P400150600126	P400150400126		
50 cc. PISTA 2 YANKEE 50	1993-1996				P400130444005	*781
	1993-1996	P400485850002	P400485600002	P400485400002	P400130444001	*779
	1993-1996			P4E0485400002	P4E0130444006	*783
	1993-1996				P4E0130444002	*520 *782
50 cc. SCOOP 2/3 50	1993-1996				P4E0130444006	*783
	1993-1996			P4E0485400002Alt.	P400130444001	*779
	1993-1996	P400485850002	P400485600002	P400485400002	P4E0130444002	*520 *782
	1993-1996				P400130444005	*781
50 cc. TORPEDO 50	1997-1998				P400510444001	
	1997-1999	P400510850019/1	P400510600016	P400510400019		
50 cc. VELOCIFERO 50	1993-1998				P400510444001	
	1993-1999	P400510850019/1	P400510600016	P400510400019		
125 cc. DRAGSTER 125 LC	1999-2000	P400480700053	*30 P400480600053	P400480400045		EG4806-053
125 cc. FORMULA 125	1997-1998				P400510444001	
	1997-1999	P400150850125	P400150600125	P400150400126		
125 cc. TORPEDO 125 4T	1999-2000	P400480700125	*30	P400480400125		
180 cc. DRAGSTER 180 LC	1999-2000	P400480700185	*30 P400480600185	P400480400045		EG4806-185
KAWASAKI						
0 cc. KASE R				P400250400101		
50 cc. AE 50	1982-1983	P400250850001	P400250600001			
50 cc. AR 50	1982-1993	P400250850001	P400250600001			
75 cc. Z1 A / B 74-75	1974-1977	P400250850901	P400250600901			
80 cc. AE 80	1981-1983	P400250850081	P400250600081			
80 cc. AR 80	1982-1990	P400250850081	P400250600081			
80 cc. KD 80	1975-1987	P400250850087	P400250600087			
	1988-1990	P400250850081	P400250600081			
80 cc. KD 80 C1	1981-1988	P400250850088/1	P400250600088/1			

Per le guarnizioni sfuse consultare il catalogo on-line sul sito athenaparts.com

APPLICAZIONI / APPLICATIONS	ANNO / YEAR	 COMPLETE GASKETS KIT	 TOP END GASKETS KIT	 ENGINE OIL SEALS KIT	 CRANKSHAFT RE-BUILDING KIT	 EASY GASKETS KIT
KAWASAKI						
80 cc. KDX 80	1982-1988	P400250850088/1	P40025060088/1			
100 cc. KD 100 M1 / M4	1976-1989	P400250850102	P400250600102			
100 cc. KH 100 B7 / B8	1976-1977	P400250850102	P400250600102			
100 cc. KM 100	1976-1981	P400250850102	P400250600102			
100 cc. KV 100	1976	P400250850102	P400250600102			
100 cc. MAX 100	1989	P4E0250850103	P4E0250600103	P400250400103		
	1989	P400250850103	P400250600103			
125 cc. AR 125	1982-1991	P400250850131	P400250600131			
125 cc. KD 125	1975-1979	P400250850132	P400250600132			
125 cc. KDX 125 A1 / B1 / A2 / B2	1990-1993	P400250850128	P400250600128			
125 cc. KDX 125 SR	1990	P400250850128	P400250600128			
125 cc. KE 125 A2 / A10	1974-1983	P400250850132	P400250600132			
125 cc. KS 125 A	1975-1976	P400250850132	P400250600132			
125 cc. KXT 125 B1 / B2	1986-1987	P400250850249	P400250600249			
175 cc. KDX 175	1980-1982	P400250850176	P400250600176			
175 cc. KE 175 E	1979-1983	P400250850175	P400250600175			
200 cc. KDX 200	1983-1985	P400250850204	P400250600204			
	1986-1987	P400250850201	P400250600201			
	1989-1994	P400250850205	P400250600205			
	1993-2003					P400250444208
	1995-2003	P400250850202	P400250600202	P400250400221		
200 cc. KMX 200 A2 / A3 / A4	1990-1992	P400250850206	P400250600206			
200 cc. KZ 200 A	1978-1979	P400250850207	P400250600203/1			
200 cc. Z 200	1977-1982	P400250850207				
	1977-1983		P400250600203/1			
	1983	P400250850203				
220 cc. KDX 220 A	1997-2003	P400250850221	P400250600221	P400250400221		
250 cc. 2 CIL. 2T A1 / SS	1966-1971	P400250850020				
250 cc. 3 CIL.S1 / A / B / 250 TRIPLE	1973-1975	P400250850255	P400250600255			
250 cc. KDX 250	1980-1981	P400250850257	P400250600257			
	1982-1984	P400250850258	P400250600258			
	1991-1994					P400250444259
250 cc. KL 250	1978-1981	P400250850265	P400250600265			
	1983-1984	P400250850261	P400250600265			
	1985-2003	P400250850253	P400250600253			
250 cc. KLR 250	1985-1996	P400250850253	P400250600253			
250 cc. KXT 250	1986-1987	P400250850249	P400250600249			
250 cc. KZ 250 D1 / D2 / L1 / LTD SELT DRIVE	1980-1982	P400250850265	P400250600265			
250 cc. KZ 250 L / W / B	1983	P400250850261	P400250600265			
	1985	P400250850261	P400250600265			
250 cc. NINJA R 250	2008-2012	P400250870052	P400250620052			
250 cc. TRIAL 250 F11		P400250850010				
250 cc. Z 250 C1 / C2 / G1 / G2	1978-1982	P400250850265	P400250600265			
300 cc. NINJA 300 EX 300 / ABS	2013	P400250870063	P400250620063			
305 cc. EX 305 A1 / A2	1981-1994	P400250850305	P400250600305			
305 cc. KZ 305 B1 / B2 / B3	1986-1987	P400250850305	P400250600305			
305 cc. Z 305 GPA1	1981-1994	P400250850305	P400250600305			
350 cc. 2T 2 CIL. A7 350	1966-1971	P400250850040				
350 cc. 2T 3 CIL. S1A / S2 350	1972	P400250850050				
350 cc. Z 350 I	1977-1978	P400250850401	P400250600401			
400 cc. KDX 400 A1 / A2	1979-1980	P400250850402	P400250600402			
400 cc. KH 400	1975	P400250850060				
400 cc. KZ 400 A1 / A2 DELUXE	1977-1978	P400250850401	P400250600401			
400 cc. KZ 400 B1 / B2 / C1 / H1	1978-1979	P400250850403	P400250600403			
400 cc. Z 400 B1 / B2 / G1 CUSTOM	1978-1980	P400250850403	P400250600403			
400 cc. Z 400 D / S	1977-1978	P400250850401	P400250600401			
400 cc. Z 400 J1 / J3 / GPZ 400	1979-1980	P400250850400	P400250600400			
400 cc. ZR 400 A1	1983	P400250850400	P400250600400			
420 cc. KDX 420 B1	1982	P400250850402	P400250600402			
440 cc. KZ 440 D LTD	1980-1984	P400250850440	P400250600440			
440 cc. Z 440	1981-1983	P400250850440	P400250600440			
450 cc. EN 450	1985-1990	P400250850503	P400250600503			
450 cc. KDX 450 A1	1982	P400250850402	P400250600402			
450 cc. ZX 450 A1 LTD	1985-1995	P400250850503	P400250600503			






For all loose gaskets please visit athenaparts.com

APPLICAZIONI / APPLICATIONS	ANNO / YEAR	 COMPLETE GASKETS KIT	 TOP END GASKETS KIT	 ENGINE OIL SEALS KIT	 CRANKSHAFT RE-BUILDING KIT	 EASY GASKETS KIT
KAWASAKI						
500 cc. GPZ 500	1985-1995	P400250850503	P400250600503			
500 cc. GPZ 500 R AUSTRIA	1985-1989	P400250850504	P400250600504			
500 cc. H1 / A / B / C / D 500	1969-1976	P400250850501	P400250600501			
500 cc. KH 500	1976	P400250850501	P400250600501			
500 cc. NINJA EX 500 A / D	1987-1995	P400250850503	P400250600503			
500 cc. Z 500 B1 / B2	1979-1980	P400250850400	P400250600400			
550 cc. KZ 550 F1 / F2 / H1H / 2 / M1	1980-1984	P400250850551	P400250600551			
550 cc. Z 550	1979-1993	P400250850551	P400250600551			
550 cc. ZR 550	1990-1993	P400250850552	P400250600552			
550 cc. ZX 550 A1 / A3 GPZ	1980-1988	P400250850551	P400250600551			
570 cc. KLR 570	1984-1990	P400250850602	P400250600602			
600 cc. NINJA ZX 600 D1/D2 (ZX-6)	1985-1996	P400250850601	P400250600601			
600 cc. NINJA ZX 600 R (ZX-6)	1995-2001	P400250850005	P400250600005			
600 cc. NINJA ZX-6R 600 (ZX6/ZX6R)	2007-2008	P400250870053 *20	P400250620053 *20			
	2009-2013	P400250870051 *20	P400250620051 *20			
600 cc. NINJA ZX-6RR 600	2003-2004	P400250850606				
	2004		P400250600606			
	2005	P400250850036	P400250600036 *20			
600 cc. ZL 600 A1 / A2	1985-1995	P400250850600/1	P400250600600/1			
600 cc. ZX 600 GPZ 600 R / GPX	1985-1995	P400250850600/1	P400250600600/1			
600 cc. ZZ-R 600	1985-1996	P400250850601	P400250600601			
636 cc. NINJA ZX-6R 636	2003-2004	P400250850605				
	2005-2006	P400250850037	P400250600037 *519 *20			
636 cc. NINJA ZX-6R/ZX-6RR	2002	P400250850604	P400250600604			
	2003-2004		P400250600605			
650 cc. ER-6 F/N	2006-2013	P400250870034 *20	P400250620034 *20		P400250400034	
650 cc. EX 650 CBF NINJA R	2011-2013	P400250870034 *20	P400250620034 *20		P400250400034	
650 cc. KL 650 B1-B3 / A1-A10 TENGAI (KLR)	1987-2003	P400250850650	P400250600650			
650 cc. KLE VERSYS 650 / ABS	2007-2011	P400250870034 *20	P400250620034 *20		P400250400034	
650 cc. KZ 650 CUSTOM	1977-1982	P400250850652	P400250600652			
650 cc. KZ 650 H / F	1983	P400250850655	P400250600655			
650 cc. Z 650 H1 / H2	1981-1982	P400250850652	P400250600652			
700 cc. KZ 700 A	1984	P400250850752	P400250600752			
700 cc. ZN 700	1984-1985	P400250850752	P400250600752			
750 cc. H2 / A / B / C / 3 CIL. 750	1972-1975	P400250850703	P400250600703			
750 cc. KZ 750 B1 / B4K1 / K2 / G1 / M1	1976-1984	P400250850711	P400250600711			
750 cc. KZ 750 SHAFT-SPECTRE	1980-1993	P400250850700	P400250600700			
750 cc. NINJA 750 R ZX 750 F1/F4	1987-1990	P400250850705/1	P400250600705/1			
750 cc. NINJA ZX-7 / ZX 750 H1/H2/J1/J2	1988-1990	P400250850710/1	P400250600710/1			
750 cc. NINJA ZX-7 750 R	1996-2002	P400250850004 *122	P400250600004 *122			
750 cc. NINJA ZX-7 750 RR	1996-2002	P400250850004 *122	P400250600004 *122			
750 cc. Z 750 / ABS	1982-1988	P400250850700	P400250600700			
	2003-2006	P400250870045 *20	P400250620045			
	2003-2010				P400250400043	
	2007-2012		P400250620046 *20			
750 cc. ZR 750 ZEPHYR / CHAIN DRIVE	1991-1992	P400250850700	P400250600700			
750 cc. ZX 750	1984-1987	P400250850752	P400250600752			
750 cc. ZX 750 GPZ 750 CHAIN DRIVE	1980-1993	P400250850700	P400250600700			
750 cc. ZXR 750 J1 / J2 / L1 / L3	1991-1995	P400250850753	P400250600753			
750 cc. ZXR 750 R	1991	P400250850753	P400250600753			
	1993-1994	P400250850753	P400250600753			
800 cc. VN 800 VULCAN	1995-1999	P400250870027 *20	P400250620027 *20			
800 cc. VN 800 VULCAN CLASSIC	1996-2000	P400250870027 *20	P400250620027 *20			
800 cc. Z 800	2013	P400250870064	P400250620064			
900 cc. KZ 900 A4 / A5 / B1	1974-1977	P400250850901	P400250600901			
900 cc. NINJA ZX 900 / GPZ 900 R	1984-1993	P400250850900	P400250600900			
900 cc. NINJA ZX-9 R 900	1994-1997	P400250850002	P400250600002			
	1998-1999	P400250850003	P400250600003			
	2000-2003	P400250850023	P400250600023			
900 cc. VN CUSTOM CCF 900	2012	P400250870054 *20	P400250620054 *20			
900 cc. VULCAN 900 CLASSIC / LT	2006-2013	P400250870054 *20	P400250620054 *20			
900 cc. VULCAN 900 COSTUM	2007-2013	P400250870054 *20	P400250620054 *20			
900 cc. Z1 900	1973	P400250850902	P400250600902			
900 cc. ZL 900 ELIMINATOR	1985-1986	P400250850900	P400250600900			

Per le guarnizioni sfuse consultare il catalogo on-line sul sito athenaparts.com

APPLICAZIONI / APPLICATIONS	ANNO / YEAR	 COMPLETE GASKETS KIT	 TOP END GASKETS KIT	 ENGINE OIL SEALS KIT	 CRANKSHAFT RE-BUILDING KIT	 EASY GASKETS KIT
KAWASAKI						
1.000 cc. GTR 1000	1986-1995	P400250850962	P400250600962			
1.000 cc. KE 100 A5 / A10 / B1 / B15	1976-1996	P400250850102	P400250600102			
1.000 cc. KLZ 1000 VERSYS	2012-2013	P400250870056	P400250620056	*20	*20	
1.000 cc. KZ 1000 A / B / C / D / E	1977-1981	P400250850958	P400250600958			
1.000 cc. KZ 1000 C POLICE / CHAIN DRIVE	1981	P400250850958	P400250600958			
1.000 cc. KZ 1000 J / K / M / R / P	1981-1996	P400250850960	P400250600960			
1.000 cc. NINJA ZX-10R 1000	2004	P400250870024	P400250620024	*20		
	2006-2007	P400250850033	P400250620033	*20	P400250400033	
	2011-2012	P400250870058	P400250620058	*20		
1.000 cc. Z 1000 / ABS	2003-2006	P400250870043	P400250620043	*20		
	2003-2009				P400250400043	
	2007-2009		P400250620044			
	2010-2013	P400250870056	P400250620056	*20		
1.000 cc. Z 1000 F1	1980	P400250850958	P400250600958			
1.000 cc. Z 1000 MKII	1979-1980	P400250850958	P400250600958			
1.000 cc. Z 1000 SX/ABS	2011-2012	P400250870056	P400250620056	*20	*20	
1.000 cc. ZG 1000 A CONCOURS	1986-1995	P400250850962	P400250600962			
1.000 cc. ZL 1000 A1 / A2 ELIMINATOR	1987-1988	P400250850962	P400250600962			
1.000 cc. ZX 1000 / GPZ 1000 RX	1986-1988	P400250850962	P400250600962			
1.000 cc. ZX-10 1000	1988-1991	P400250850964/1	P400250600964/1			
1.000 cc. ZX-10R 1000	2004	P400250870024	P400250620024	*20		
	2006-2007	P400250850033				
	2006-2010		P400250620033	*20		
	2008-2009				P400250400033	
	2008-2010		P400250620042	*20		
	2011-2013	P400250870058	P400250620058	*20	*20	
1.100 cc. KZ 1100 GP / GPZ / LTD	1981-1983	P400250850950	P400250600950			
1.100 cc. Z 1100	1982-1983	P400250850950	P400250600950			
1.100 cc. ZN 1100 B / B1 / B1L / B2 LTD	1984-1985	P400250850981	P400250600981			
1.100 cc. ZR 1100 ZEPHYR / CHAIN DRIVE	1992-1995	P400250850951				
1.100 cc. ZX 1100 / GPZ 1100 UNITRAK	1983-1988	P400250850981	P400250600981			
1.100 cc. ZX 1100 C / D ZZ-R 1100	1990-2001	P400250850980/1	P400250600980/1			
1.200 cc. NINJA ZX-12R	2000-2003	P400250850983	P400250600983	*20	*20	
	2004-2006	P400250850984	P400250600984	*20	*20	
1.200 cc. ZG 1200 B1 / B9	1986-2003	P400250850982	P400250600982			
1.300 cc. KZ 1300 A / B TOURING	1979-1982	P400250850990	P400250600990			
1.300 cc. Z 1300	1979-1983	P400250850990	P400250600990			
1.300 cc. ZN 1300 A VOYAGER	1983-1988	P400250850990	P400250600990			
1.400 cc. CONCOURS 1400	2013	P400250850035	P400250600035			
1.400 cc. NINJA ZX-14R 1400	2007-2011	P400250850035	P400250600035		P400250400035	
1.500 cc. VN 1500 B1 / B4 / C1 / C4 VULCAN	1996-1999	P400250850025	P400250600025			
1.500 cc. VN 1500 E / D VULCAN 1500 CLASSIC	1996-2005	P400250850026	P400250600026			
KEEWAY						
50 cc. FOCUS 50	2006	P40048580006	P40048560006		P40048540002	
125 cc. OUTLOOK 125	2007-2011	P400210850139	P400210600139		P400210400139	EG2106-139
150 cc. OUTLOOK 150	2007-2011	P400210850140	P400210600140		P400210400139	EG2106-140
KYMCO						
50 cc. AGILITY 2T R16 / NAKED 50	2010-2012	P400210850117	P400210600117	*37	P400210400117	
50 cc. AGILITY 50	2005	P400210850218	P400210600218		P400210400218	
50 cc. AGILITY 50 RS	2009	P400210850218	P400210600218		P400210400218	
50 cc. AGILITY CARRY 50 4T	2011	P400210850218	P400210600218		P400210400218	
50 cc. AGILITY R10 50 4T	2006-2008	P400210850218	P400210600218		P400210400218	
50 cc. AGILITY R12 50 4T	2007-2008	P400210850218	P400210600218		P400210400218	
50 cc. AGILITY R16 50 4T	2008-2012	P400210850218	P400210600218		P400210400218	
50 cc. B&W 50 / EURO2	2002-2003	P400210850116	P400210600116		P400210400117	
50 cc. CX 50	1993-1997	P400210850023/1	P400210600023/1	*37	P400210400017	
50 cc. CX 50 SUPER	1994-1997	P400210850023/1	P400210600023/1	*37	P400210400017	
50 cc. DINK 50 AIR	1998-2002	P400210850117	P400210600117	*37	P400210400117	
	1999-2001				P400210444117	
50 cc. DINK 50 LC	2000-2001	P400210850116	P400210600116		P400210400117	P400210444117
50 cc. DINK CLASSIC EURO2 50	2003	P400210850117	P400210600117	*37	P400210400117	
50 cc. DJ 50 W	1994-2000	P400210850023/1	P400210600023/1	*37	P400210400017	P400210444008
50 cc. DJ 50 X	1991-1992				P400210444005	
50 cc. DJ 50 Y	1993	P400210850023/1	P400210600023/1	*37	P400210400017	P400210444008

For all loose gaskets please visit athenaparts.com

APPLICAZIONI / APPLICATIONS	ANNO / YEAR	 COMPLETE GASKETS KIT	 TOP END GASKETS KIT	 ENGINE OIL SEALS KIT	 CRANKSHAFT RE-BUILDING KIT	 EASY GASKETS KIT
KYMCO						
50 cc. FEVER ZX 50	1999-2000	P400210850023/1 *37	P400210600023/1	P400210400117		
50 cc. FEVER ZX EURO2 50	2003-2007	P400210850023/1 *37	P400210600023/1	P400210400117		
50 cc. HEROISM 50	1995-1999	P400210850024	P400210600024	P400210400024		
50 cc. PEOPLE 50	1999-2000	P400210850117 *37	P400210600117			
	1999-2004			P400210400117		
	2004	P400210850117 *37	P400210600117			
50 cc. PEOPLE 50 EURO2	2003-2011	P400210850117 *37	P400210600117	P400210400117		
50 cc. PEOPLE S 50	2005-2008	P400210850117 *37	P400210600117	P400210400117		
50 cc. PEOPLE S 50 4T	2006-2008			P400210400218		
50 cc. SNIPER 50	1993-1996	P400210850024	P400210600024	P400210400024		
50 cc. SUPER 8 50 2T	2009	P400210850117 *37	P400210600117	P400210400117		
50 cc. SUPER 9 50 LC	2000	P400210850116	P400210600116	P400210400117	P400210444117	
50 cc. SUPER 9 SPORT 50	2006-2007	P400210850117 *37	P400210600117	P400210400117		
50 cc. SUPER 9 SPORT EURO2 50	2003-2004	P400210850116	P400210600117	P400210400117		
50 cc. VITALITY 50 2T	2004	P400210850116	P400210600116	P400210400117		
50 cc. VITALITY 50 4T	2004	P400210850218	P400210600218	P400210400218		
50 cc. YUP 50 / EURO2	2002-2003	P400210850117 *37	P400210600117	P400210400117		
125 cc. AGILITY EURO3 125	2006-2008	P400325850002 *37	P400325600002	P400325400002		EG3256-002
125 cc. AGILITY R16 125	2008-2012	P400325850002 *37	P400325600002	P400325400002		EG3256-002
125 cc. B&W 125	2000	P400210850122	P400210600122	P400210400136		EG2106-122
125 cc. B&W 125 4T LC	2000	P400325850003	P400325600003	P400210400136		EG3256-003
125 cc. B&W EURO2 125	2003-2004	P400210850122	P400210600122	P400210400136		EG2106-122
125 cc. DINK 125 4T LC	1997-1998	P400210850122	P400210600122	P400210400136		EG2106-122
125 cc. DINK 125 EURO 3	2006-2007	P400210850189	P400210600189	P400210400136		EG2106-189
125 cc. DINK CLASSIC 125 / EURO2	2002-2003	P400325850003	P400325600003	P400210400136		EG3256-003
125 cc. DINK LX 125 4T LC	1998-2000	P400325850003	P400325600003	P400210400136		EG3256-003
125 cc. DOWNTOWN 125	2009	P400210870281 *20	P400210620281 *20			EG2106-281
125 cc. G-DINK 125	2012	P400210850189	P400210600189	P400210400136		EG2106-189
125 cc. GRAND DINK 125 / EURO2	2001-2004	P400210850122	P400210600122	P400210400136		EG2106-122
125 cc. HEROISM 125 4T	1995-1999	P400210850137	P400325600002	P400210400136		EG3256-002
125 cc. LIKE 125 LX	2012	P400325850002 *37	P400325600002	P400325400002		EG3256-002
125 cc. MOVIE 125	2001	P400325850002 *37	P400325600002	P400325400002		EG3256-002
125 cc. MOVIE EURO 3	2006-2007	P400325850002 *37	P400325600002	P400325400002		EG3256-002
125 cc. MOVIE XL 125 4T	2001	P400325850002 *37	P400325600002	P400325400002		EG3256-002
125 cc. PEOPLE 125 4T	1999-2000	P400325850002 *37		P400325400002		
125 cc. PEOPLE 125 EURO2	2003	P400325850002 *37	P400325600002	P400325400002		EG3256-002
125 cc. PEOPLE 125 EURO3 / ONE I	2007-2013	P400325850002 *37	P400325600002	P400325400002		EG3256-002
125 cc. PEOPLE S 125	2005	P400325850002 *37	P400325600002	P400325400002		EG3256-002
125 cc. PEOPLE S 125 DD EURO3	2007-2008	P400325850002 *37	P400325600002	P400325400002		EG3256-002
125 cc. PEOPLE S 125 EURO3	2007		P400325600002	P400325400002		EG3256-002
150 cc. AGILITY R16 150	2008-2009	P400325850004 *37	P400210600138	P400325400002		
150 cc. B&W 150 4T LC	2000	P400210850136	P400210600136	P400210400136		EG2106-136
150 cc. B&W EURO2 150	2003-2004	P400210850136	P400210600136	P400210400136		EG2106-136
150 cc. DINK 150 4T LC	1997-1998	P400210850136	P400210600136	P400210400136		EG2106-136
150 cc. DINK CLASSIC 150 / EURO2	2002-2003	P400325850005	P400325600005	P400210400136		EG3256-005
150 cc. DINK LX 150 4T LC	1998-2000	P400325850005	P400325600005	P400210400136		EG3256-005
150 cc. GRAND DINK 150 / EURO2	2001-2004	P400210850136	P400210600136	P400210400136		EG2106-136
150 cc. HEROISM 150 4T	1995-1999	P400210850138	P400210600138	P400210400136		EG2106-138
150 cc. MOVIE EURO 3	2006-2007	P400325850004 *37		P400325400002		
150 cc. MOVIE XL 150 4T	2001	P400325850004 *37		P400325400002		
150 cc. MOVIE XL EURO2 150	2003-2004	P400325850004 *37		P400325400002		
150 cc. PEOPLE 150 4T	1999-2000	P400325850004 *37	P400210600138	P400325400002		EG2106-138
150 cc. PEOPLE 150 EURO2	2003	P400325850004 *37	P400210600138	P400325400002		EG2106-138
200 cc. AGILITY 200i R16 200	2010-2012	P400210850225	P400210600225	P400325400002		EG2106-225
200 cc. DOWNTOWN 1200	2010	P400210850283	P400210600283	P400210400283		EG2106-283
200 cc. LIKE 200 LX	2012	P400210850225	P400210600225	P400325400002		EG2106-225
200 cc. PEOPLE S 200 / PEOPLE S 200i	2005-2007	P400210850225	P400210600225	P400325400002		EG2106-225
250 cc. B&W 250	2000	P400210850231	P400210600231	P400210400231		EG2106-231
250 cc. B&W EURO2 250	2003	P400210850231	P400210600231			EG2106-231
250 cc. GRAND DINK 250	2001-2002	P400210850231	P400210600231	P400210400231		EG2106-231
250 cc. GRAND DINK EURO2 250	2003-2004	P400210850231	P400210600231			EG2106-231
250 cc. PEOPLE 250 4T	2003-2004			P400210400231		
250 cc. PEOPLE S/PEOPLE S i 250	2006-2007	P400210850226	P400210600226	P400210400231		EG2106-226
250 cc. X CITING/ X CITING i 250	2005-2007		P400210600226	P400210400231		EG2106-226

Per le guarnizioni sfuse consultare il catalogo on-line sul sito athenaparts.com

APPLICAZIONI / APPLICATIONS	ANNO / YEAR	 COMPLETE GASKETS KIT	 TOP END GASKETS KIT	 ENGINE OIL SEALS KIT	 CRANKSHAFT RE-BUILDING KIT	 EASY GASKETS KIT
KYMCO						
250 cc. YUP 250	2003	P400210850231	P400210600231	P400210400231		EG2106-231
300 cc. DOWNTOWN 300 / ABS	2009-2011	P400210870280 *20	P400210620280 *20	P400210400283		EG2106-280
300 cc. G-DINK 300	2012	P400210850231	P400210600231	P400210400231		EG2106-231
300 cc. PEOPLE 300 GTi	2010-2011	P400210870280 *20	P400210620280 *20	P400210400283		EG2106-280
300 cc. X CITING 300I / R	2008-2009	P400210850226	P400210600226	P400210400231		EG2106-226
500 cc. X-CITING / I / R 500	2005-2009	P400210850227	P400210600212			EG2106-212
MALAGUTI						
50 cc. CENTRO 4T	2008	P400480850011	P400480600011	P400480400011		
50 cc. CENTRO 50 BASE	1993-1994	P400485850007	P400485600006	P400485400002	P400130444001 *779	
	1993-1994				P4E0130444006 *783	
	1993-1994				P400130444005 *781	
	1993-1994				P4E0130444002 *520 *782	
	1993-2000			P4E0485400002Alt. *24		
50 cc. CENTRO SL 50	1994-1997				P4E0130444002 *520 *782	
	1994-1997				P400130444001 *779	
	1994-1997				P400130444005 *781	
	1994-1997				P4E0130444006 *783	
	1994-1998	P400485850007	P400485600006	P400485400002		
	1994-1998			P4E0485400002Alt. *24		
50 cc. CENTRO SL KAT 50	1999-2000	P400485850007	P400485600006	P400485400002		
	1999-2000			P4E0485400002Alt. *24		
50 cc. CIAK 50	1999-2000			P4E0485400002Alt. *24	P400325444001	
	1999-2001	P400485850007	P400485600006	P400485400002		
50 cc. CIAK MASTER 4T 50	2005-2006	P400485850007	P400485600006	P400325400010		
50 cc. CIAK MASTER 50	2004	P400485850007	P400485600006	P400485400002	P400325444001	
	2004			P4E0485400002Alt. *24		
50 cc. CIAK MASTER EU2	2006	P400485850006	P400485600006	P400325400010	P400325444001	
50 cc. CIAK MONO EURO 2 2.3 50	2003	P400485850007	P400485600006	P400485400002	P400325444001	
	2003			P4E0485400002Alt. *24		
50 cc. CIAK MONO EURO 2 50	2003	P400485850007	P400485600006	P400485400002	P400325444001	
	2003			P4E0485400002Alt. *24		
50 cc. CIAK TD 50	2000-2001	P400485850007	P400485600006	P400485400002	P400325444001	
	2000-2001			P4E0485400002Alt. *24		
50 cc. CROSSER 50 CR1	1995-1999	P400510850019/1	P400510600016	P400510400019		
50 cc. DRIBBLING 50	1984-1993	P400150850080				
50 cc. DUNE 50 KS/GS	1988-1990	P400130850210		P400130400210		
50 cc. ENDURO 50	1987-1991	P400130850203	P400130600203	P400130400200		
50 cc. F10 JET LINE 50 / KAT	1992-1997				P400130444001 *779	
	1992-1997				P4E0130444006 *783	
	1992-1997				P400130444005 *781	
	1992-1997				P4E0130444002 *520 *782	
	1992-2000	P400485850006	P400485600006	P400485400002		
	1992-2000			P4E0485400002 *24		
	1999-2000				P400325444001	
50 cc. F10 RESTYLING / EURO2-2.3	2001-2004				P400325444001	
	2003-2004	P400485850006	P400485600006	P400325400010		
50 cc. F10 RESTYLING EU1 50	2001-2002	P400485850006	P400485600006	P400325400010		
50 cc. F10 RESTYLING EURO2 50	2002-2006	P400485850006	P400485600006	P400325400010	P400325444001	
50 cc. F10 RESTYLING LC EU2	2002-2006	P400485850007	P400485600006	P400325400010		
50 cc. F12 50 PHANTOM AC / KAT / RESTYLING	1993-1997				P400130444001 *779	
	1993-1997				P4E0130444006 *783	
	1993-1997				P400130444005 *781	
	1993-1997				P4E0130444002 *520 *782	
	1993-2001	P400485850007	P400485600006	P4E0485400002 *24		
	1993-2001			P400485400002		
50 cc. F12 50 PHANTOM LC / KAT / RESTYLING	1994-1997				P400130444001 *779	
	1994-1997				P4E0130444006 *783	
	1994-1997				P400130444005 *781	
	1994-1997				P4E0130444002 *520 *782	
	1994-2001	P400485850021	P400485600021	P400485400002		
50 cc. F12 PHANTOM 50 KAT	1994-1999	P400485850021	P400485600021			
50 cc. F12 PHANTOM 50 LC KAT	1994-1999	P400485850021	P400485600021			
	1999-2000				P400325444001	
50 cc. F12 PHANTOM EURO1 50	1999-2000	P400485850007	P400485600006	P400485400002		

For all loose gaskets please visit athenaparts.com

APPLICAZIONI / APPLICATIONS	ANNO / YEAR	 COMPLETE GASKETS KIT	 TOP END GASKETS KIT	 ENGINE OIL SEALS KIT	 CRANKSHAFT RE-BUILDING KIT	 EASY GASKETS KIT
MALAGUTI						
50 cc. F12 PHANTOM EURO1 50 LC	1999-2000	P400485850021	P400485600021	P400325400010		
50 cc. F12 PHANTOM RESTYLING EU1 50	2001-2002	P400485850007	P400485600006	P400325400010	P400325444001	
50 cc. F12 PHANTOM RESTYLING EU1 50 LC	2001-2002	P400485850021	P400485600021	P400325400010	P400325444001	
50 cc. F12 PHANTOM RESTYLING EU2 50	2002-2006	P400485850007	P400485600006		P400325444001	
50 cc. F12 PHANTOM RESTYLING EU2 50 LC	2002-2006	P400485600021	P400485600021		P400325444001	
50 cc. F12 PHANTOM RESTYLING EU2-2.3 50	2003-2004	P400485850007	P400485600006	P400325400010	P400325444001	
50 cc. F12 PHANTOM RESTYLING EU2-2.3 50 LC	2003-2004	P400485850021	P400485600021	P400325400010	P400325444001	
50 cc. F12 RESTYLING EU2 50	2002-2006	P400485850021	P400485600021	P400325400010		
	2006				P400325444001	
50 cc. F12 RESTYLING EU2 50 LC	2002-2006			P400325400010		
	2006				P400325444001	
50 cc. F12R PHANTOM 50 AC	2007-2010	P400099850001		P400099400001		
50 cc. F12R PHANTOM 50 LC	2007-2010	P400485850021	P400485600021	P400325400010	P400325444001	
50 cc. F15 50 FIRE FOX LC / KAT	1996-1997				P400130444001	*779
	1996-1997				P4E0130444006	*783
	1996-1997				P400130444005	*781
	1996-1997				P4E0130444002	*520 *782
	1996-2000	P400485850021	P400485600021	P400485400002		
50 cc. F15 FIREFOX 50 AC	2005-2006	P400485850007	P400485600006	P400325400010	P400325444001	
50 cc. F15 FIREFOX EURO2 50	2002-2003	P400485850021	P400485600021	P400325400010	P400325444001	
50 cc. F15 FIREFOX RESTYLING EURO2-2.3 50	2003-2004	P400485850021	P400485600021	P400325400010	P400325444001	
50 cc. F15 FIREFOX TWIN DISKS & SPECIAL 50 LC	1998-1999	P400485850021	P400485600021	P400325400010		
50 cc. F15 FIREFOX TWIN DISKS DIGIT 50 LC KAT	1998-2000	P400485850021	P400485600021	P400325400010		
50 cc. F15 RESTYLING EURO2 50 LC	2004-2005	P400485850021	P400485600021	P400325400010	P400325444001	
50 cc. F15 TDS RESTYLING EURO1 50 LC	2001	P400485850021	P400485600021	P400325400010	P400325444001	
50 cc. FIFTY 50 EVOLUTION	1990-1994	P400130850204	P400130600204	P400130400204/1	P400010444001	*773
	1990-1994				P4E0010444001	*776
	1990-1994				P4E0010444002	*775
50 cc. FIFTY 50 HF / MIX	1989-1994	P400130850170		P400130400160		
50 cc. FIFTY 50 RV	1986-1994	P400130850200	P400130600200	P400130400200		
50 cc. FIFTY 50 TOP	1989-1997	P400150850220	P400150600220	P400150400220		
50 cc. FIFTY 50 UP	1994	P400150850220	P400150600220	P400150400220		
50 cc. FIFTY FULL CX 50	1989-1995	P400150850220	P400150600220	P400150400220		
50 cc. FIFTY MISTRAL 50	1989-1995	P400150850220	P400150600220	P400150400220		
50 cc. GRIZZLY 50 RCX 10 / 12	1984-1989			P400150400210		
	1984-2001	P400150850090				
50 cc. HF 50	1991-1994	P400130850170		P400130400160		
50 cc. JX 50	1987-1992	P400130850203	P400130600203	P400130400200		
50 cc. KISS / KICK 50	1984-1992	P400150850080				
50 cc. MRX 50	1987-1992	P400130850203	P400130600203	P400130400200		
50 cc. PLICO / PEDALI 50	1984-1992	P400150850080				
50 cc. RST 50	1989-1995	P400150850220	P400150600220	P400150400220		
50 cc. TIGERS 50 LC	1994-1996	P400485850021	P400485600021	P400485400002		
50 cc. TOP 50	1989-1995	P400150850220	P400150600220	P400150400220		
50 cc. UP 50	1989-1995	P400150850220	P400150600220	P400150400220		
50 cc. YESTERDAY-YESTERDAY EURO 50	1997-1998				P400130444001	*779
	1997-1998				P4E0130444006	*783
	1997-1998				P400130444005	*781
	1997-1998				P4E0130444002	*520 *782
	1997-2000	P400485850006	P400485600006	P400485400002		
	1997-2000			P4E0485400002	*24	
80 cc. DUNE 80 KS / GS	1988-1990	P400130850210		P400130400210		
100 cc. CIAK 100	1999-2000	P400150850127	P400150600127	P400510400019		
100 cc. F12 100 PHANTOM	1999-2001	P400150850127	P400150600127	P400510400019		
125 cc. CIAK 125 4T	2000-2001	P400325850002	*157 *37			
	2000-2001	P400325600002		P400325400002		EG3256-002
125 cc. CIAK MASTER 125	2004	P400325850002	*37	P400325400002		EG3256-002
125 cc. CIAK MASTER EURO 3	2006	P400325850002	*37	P400325400002		EG3256-002
125 cc. CIAK RESTYLING EURO2 125	2003	P400325850002	*37	P400325400002		EG3256-002
125 cc. F18 WARRIOR 125	2000-2002	P400325850003	P400325600003	P400325400003		EG3256-003
125 cc. MADISON 125 4T LC	1999-2001	P400485850117	P400485600117	P400325400001		EG4856-117
125 cc. MADISON 3 125	2006-2009	P400480850025	P400480600025			EG4806-025
125 cc. MADISON R RESTYLING 125	2002	P400485850117	P400485600117	P400325400001		EG4856-117
125 cc. MADISON R RESTYLING EURO2 125	2003-2004			P400325400001		

Per le guarnizioni sfuse consultare il catalogo on-line sul sito athenaparts.com

APPLICAZIONI / APPLICATIONS	ANNO / YEAR	 COMPLETE GASKETS KIT	 TOP END GASKETS KIT	 ENGINE OIL SEALS KIT	 CRANKSHAFT RE-BUILDING KIT	 EASY GASKETS KIT
MALAGUTI						
125 cc. PHANTOM MAX 125	2003			P400325400001		
150 cc. CIAK 150 4T	2000-2002	P400325850004 *37	P400210600138	P400325400003		EG2106-138
150 cc. CIAK MASTER 150	2004	P400325850004 *37	P400210600138	P400325400002		EG2106-138
150 cc. CIAK RESTYLING EURO2 150	2003	P400325850004 *37	P400210600138	P400325400003		EG2106-138
150 cc. F18 WARRIOR 150	2000-2002	P400325850005	P400325600005	P400325400003		EG3256-005
150 cc. MADISON T 150 4T LC	1999-2000	P400325850001	P400325600001	P400325400001		EG3256-001
200 cc. CIAK MASTER 200	2006	P400325850006 *37	P400325600006			EG3256-006
200 cc. MADISON S RESTYLING/EU2 200	2002-2003	P400480850128	P400480600128	P400480400128		EG4806-128
200 cc. PHANTOM MAX 200	2003	P400480850128	P400480600128	P400480400128		EG4806-128
250 cc. MADISON 3 250	2006-2009	P400480850023	P400480600023	P400480400128		EG4806-023
250 cc. MADISON RS RESTYLING 250	2004	P400480850023	P400480600023	P400480400128		EG4806-023
250 cc. MADISON S 250 4T	1999-2001	P400485850249	P400485600249			EG4856-249
250 cc. PASSWORD / EU3 250	2005-2008	P400485850066 *37	P400485600066 *37	P400485400249		EG4856-066
250 cc. PHANTOM MAX 250	2004	P400480850023	P400480600023			EG4806-023
400 cc. MADISON K 400 / RESTYLING	2002-2004	P400325850008	P400325600008	P400325400008		EG3256-008
500 cc. SPIDERMAX GT/RS 500	2004-2006	P400480850499	P400480600499	P400480400500		EG4806-499
MBK						
40 cc. MBK 40		P400360850010				
50 cc. ACTIVE 50	1990-1992	P400485850005		P400485400005		
50 cc. AV10 50		P400360850040				
50 cc. AV7 MOBYLETTE 50		P400360850010				
50 cc. BOOSTER CW 50 R / RS / RSP / RSX / KAT	1990-1999				P400130444001 *779	
	1990-1999				P4E0130444006 *783	
	1990-1999				P400130444005 *781	
	1990-1999				P4E0130444002 *520 *782	
	1990-2001	P400485850002	P400485600002	P400485400002		
	1990-2001			P4E0485400002 *24		
50 cc. CR 50 Z TARGET	1991-1995	P4E0485850012 *24	P400485600012	P400485400005		
	1991-1995	P400485850012		P4E0485400005 *24		
50 cc. CT 50 S / SS SORRISO	1990-1996	P4E0485850008 *24		P400485400005		
	1990-1996	P400485850008				
50 cc. EVOLIS 50	1992-1996				P400130444001 *779	
	1992-1996				P400130444005 *781	
	1992-1996				P4E0130444002 *520 *782	
50 cc. EW STUNT 50	2000				P4E0130444002 *520 *782	
	2000				P400130444005 *781	
	2000				P400130444001 *779	
	2000-2001			P4E0485400002 *24		
	2000-2001	P400485850002	P400485600002	P400485400002		
50 cc. FORTE 50	1995-1996				P400130444001 *779	
	1995-1996				P400130444005 *781	
	1995-1996				P4E0130444002 *520 *782	
50 cc. MBK 50		P400360850010				
		P400360850010				
50 cc. MOBYLETTE REDUITE 50			P400360600002			
50 cc. YA R FORTE 50	1994-1998	P400485850006	P400485600006	P400485400002		
	1994-1998			P4E0485400002Alt. *24		
50 cc. YA TA NEW SORRISO 50	1995-1996			P4E0485400002Alt. *24		
	1995-1996	P400485850006	P400485600006	P400485400002		
50 cc. YE EVOLIS 50				P4E0485400002 *24		
	1992-1997	P400485850006		P400485400002		
50 cc. YH 50 FLIPPER	1997-1998			P4E0485400002Alt. *24		
	1997-1998	P400485850007	P400485600006	P400485400002		
50 cc. YM 50 FIZZ	1994-1996				P4E0130444002 *520 *782	
	1994-1996			P4E0485400002 *24	P400130444005 *781	
	1994-1996	P400485850006	P400485600006	P400485400002	P400130444001 *779	
50 cc. YN R OVETTO 50	1997-1999			P4E0485400002 *24		
	1997-1999	P400485850007	P400485600006	P400485400002		
50 cc. YQ NITRO 50 LC / CAT	1997-2001	P400485850021	P400485600021	P400485400002		
51 cc. MBK 51 SUPER		P400360850040				
80 cc. ACTIVE 80 / CH 80	1990-1992	P400485850082	P400485600082	P400485400005		EG4856-082
100 cc. BOOSTER YW 100	1999-2001	P400485850031	P400485600031	P400485400031		
100 cc. YN OVETTO 100	1999-2001	P400485850031	P400485600031	P400485400031		
100 cc. YQ NITRO 100	1999-2001	P400485850031	P400485600031	P400485400031		

For all loose gaskets please visit athenaparts.com

APPLICAZIONI / APPLICATIONS	ANNO / YEAR	 COMPLETE GASKETS KIT	 TOP END GASKETS KIT	 ENGINE OIL SEALS KIT	 CRANKSHAFT RE-BUILDING KIT	 EASY GASKETS KIT
MBK						
125 cc. ACTIVE 125	1991	P400485850126	P400485600126			EG4856-126
125 cc. XC T FLAME / K FLAME R 125 4T	1995-2000	P400485850015	P400485600015	P400485400015		EG4856-015
125 cc. XN DOODO 125 4T LC	2000-2001	P400485850117	P400485600117	P400325400001		EG4856-117
125 cc. XQ THUNDER 125 4T LC	2000-2001	P400485850117	P400485600117	P400325400001		EG4856-117
125 cc. YP SKYLINER 125 4T	1998-2002			P400325400001		
	1998-2003	P400485850117	P400485600117			EG4856-117
150 cc. XC VERTEX 150	1997-1999	P400485850014	P400485600014	P400485400014		
150 cc. XN DOODO 150 4T LC	2001-2002	P400325850001	P400325600001	P400325400001		EG3256-001
150 cc. XQ THUNDER 150 4T LC	2001-2002	P400325850001	P400325600001	P400325400001		EG3256-001
150 cc. YP SKYLINER 150 4T	2000-2002	P400325850001	P400325600001	P400325400001		EG3256-001
250 cc. YP SKYLINER 250 4T	2000-2001	P400485850249	*157 P400485600249	P400485400249		EG4856-249
MINARELLI						
49 cc. 2T 3 SPEED		P400130850030				
49 cc. 2T E2 / E3		P400130850020				
49 cc. 2T P1		P400130850172				
49 cc. 2T P1 I-II S.		P400130850040				
49 cc. 2T P3		P400130850100				
49 cc. 2T P3N / P3 / W3QM		P400130850110				
49 cc. 2T P4 / P4 SPORT 50		P400130850120				
49 cc. 2T P4 / P6 EXP.	1978-1988	P400130850171				
49 cc. 2T P4 ARIA MCS / R3 GL		P400130850170				
49 cc. 2T P4 RADIALE CROMATO		P400130850170				
49 cc. 2T P6 ARIA MCS		P400130850160		P400130400160		
49 cc. 2T P6 ARIA MCS / R3 GL		P400130850170				
49 cc. 2T P6 CIL. GHISA E ALLUMINIO		P400130850140		P400130400160		
49 cc. 2T P6 CORSA CORTA		P400130850160				
49 cc. 2T P6 RADIALE CROMATO		P400130850170				
49 cc. 2T RV 4 LC	1985-1990	P400130850200	P400130600200	P400130400200		
49 cc. 2T V1		P400130850060		P400130400060	P400130444004	
49 cc. 2T V1A / V1H / V1HL / KS		P400130850190			P400130444004	
49 cc. 2T V2		P400130850070				
50 cc. 2T CW					P400130444001	*779
					P400130444005	*781
					P4E0130444002	*520 *782
	1990-1998			P4E0485400002		*24
	1990-1998	P400485850002	P400485600002	P400485400002		
50 cc. 2T CY					P400130444001	*779
					P400130444005	*781
					P4E0130444002	*520 *782
	1992-1998	P400485850006	P400485600006	P400485400002		
50 cc. 2T DL3					P400130444004	
	1990-1993	P400130850203	P400130600203	P400130400200		
50 cc. 2T G1 JUNIOR					P400130444004	
50 cc. 2T MA					P400130444001	*779
					P400130444005	*781
					P4E0130444002	*520 *782
	1994-1998	P400485850021	P400485600021	P400485400002		
50 cc. 2T MY					P400130444001	*779
					P400130444005	*781
					P4E0130444002	*520 *782
	1992-1998	P400485850007	P400485600006	P400485400002		
50 cc. AM3-4-5-6 50	1992-1999				P400010444001	*773
	1992-1999				P4E0010444001	*776
	1992-1999				P4E0010444002	*775
	1992-2012	P400130850204	P400130600204	P400130400204/1		
50 cc. MONZA		P400130850180				
50 cc. MOTORE H3 / K.S. ITALIA					P400130444004	
50 cc. MOTORE MR4					P400130444003	
50 cc. MOTORE P4R					P400130444004	
50 cc. MOTORE R3 GL					P400130444004	
50 cc. MR4 / MR6		P400130850210		P400130400210		
50 cc. RV3A 50					P400130444004	
50 cc. RV4A 50					P400130444004	
80 cc. MR4/MR6		P400130850210		P400130400210		

Per le guarnizioni sfuse consultare il catalogo on-line sul sito athenaparts.com

APPLICAZIONI / APPLICATIONS	ANNO / YEAR	 COMPLETE GASKETS KIT	 TOP END GASKETS KIT	 ENGINE OIL SEALS KIT	 CRANKSHAFT RE-BUILDING KIT	 EASY GASKETS KIT
MINARELLI						
125 cc. 2T		P400130850206				
125 cc. 4T		P400130850207				
MOBILETTE						
50 cc. CROSS 50		P400360850040				
50 cc. ONIX 50		P400360850040				
MOTO GUZZI						
350 cc. NEVADA 350	1985-1996	P400190850390				
350 cc. NTX 350	1981-1993	P400190850240				
350 cc. V35 IMOLA 2	1985-1993	P400190850390				
650 cc. NTX 650	1985-1995	P400190850260				
750 cc. BREVA 750	2003-2007	P400190850260				
750 cc. LE MANS 3 750	1981-1988	P400190850360				
750 cc. NEVADA 750	1985-2007	P400190850260				
750 cc. NEVADA CLASSIC / AQUILA NERA 750	2004-2007/2009-2010	P400190850260				
750 cc. NTX 750	1985-1993	P400190850260				
750 cc. SP 750	1985-1995	P400190850260				
750 cc. STRADA 750	1994-1996	P400190850260				
750 cc. TARGA 750	1985-1993	P400190850260				
750 cc. V7 CAFE' CLASSIC 750	2009	P400190850260				
750 cc. V7 CLASSIC 750	2008-2012	P400190850260				
750 cc. V7 RACER 750	2012	P400190850005	P400190600005			
750 cc. V7 SPECIAL - STONE 750	2012	P400190850005	P400190600005			
750 cc. V75 750	1985-1994	P400190850260				
850 cc. BREVA 850	2006-2007	P400190850001	P400190600001			
850 cc. GRISO 850	2006-2007	P400190850001	P400190600001			
850 cc. LE MANS 850	1972-1986	P400190850350				
850 cc. NORGE 850	2007	P400190850001	P400190600001			
850 cc. T 850	1972-1986	P400190850350				
850 cc. T3 850	1972-1986	P400190850350				
850 cc. T5 850	1981-1988	P400190850360				
940 cc. BELLAGIO - AQUILA NERA 940	2007-2010	P400190850003	P400190600003			
1.000 cc. CALIFORNIA 1000 2 / 3	1981-1993	P400190850380				
1.000 cc. DAYTONA 1000	1992-1996	P400190850381				
1.000 cc. GT 1000	1981-1993	P400190850380				
1.000 cc. LE MANS 1000	1981-1993	P400190850380				
1.000 cc. QUOTA 1000	1991-1996	P400190850380				
1.000 cc. S 1000	1981-1993	P400190850380				
1.000 cc. SP 1000 III	1981-1995	P400190850380				
1.000 cc. SP II 1000	1981-1993	P400190850380				
1.000 cc. STRADA 1000	1992-1994	P400190850380				
1.000 cc. V1000 CONVERT / G5 / SP1	1974-1981	P400190850370				
1.100 cc. BREVA 1100	2005-2007	P400190850001	P400190600001			
1.100 cc. CALIFORNIA / SPORT 1100	1994-1996	P400190850382				
1.100 cc. CALIFORNIA AQUILA NERA / VINTAGE	2010-2012	P400190850001	P400190600001	P400190400001		
1.100 cc. CALIFORNIA CLASSIC - TOURING	2006-2007	P400190850001	P400190600001	P400190400001		
1.100 cc. CALIFORNIA STONE / STONE TOURING 1100	2004-2005	P400190850382				
1.100 cc. CALIFORNIA VINTAGE 1100	2006-2007	P400190850001	P400190600001	P400190400001		
1.100 cc. GRISO 1100	2005-2008	P400190850001	P400190600001			
1.100 cc. SPORT CARBURATORE 1100	1994-1998	P400190850383				
1.200 cc. BREVA 1200 SPORT	2008	P400190850003	P400190600003			
1.200 cc. GRISO 8V 1200	2008-2012	P400190870002	P400190620002	*519		
1.200 cc. NORGE 1200	2006-2007	P400190850003	P400190600003			
1.200 cc. SPORT 1200	2006-2007	P400190850003	P400190600003			
1.200 cc. SPORT 8V/1200	2009-2011	P400190870002	P400190620002			
1.200 cc. STELVIO / STELVIO NTX ABS 1200	2008-2010	P400190870002	*519	P400190620002	*519	
MOTORHISPANIA						
50 cc. MH 50 FURIA 6V	1999-2002	P400130850204	P400130600204			
PEUGEOT						
0 cc. AUTOMATICA		P400420850070				
50 cc. 104 I.S.		P400420850030				
50 cc. BUXY 50	1994-1997				P400420444001	
	1994-1998	P400420850007	P400420600007	P400420400061		
50 cc. ELYSEO 50	1999	P400420850007	P400420600007			
50 cc. ELYSTAR 50 TSDI	2003-2005	P400420850007	P400420600007	P400420400061	P400420444005	*522

For all loose gaskets please visit athenaparts.com

APPLICAZIONI / APPLICATIONS	ANNO / YEAR	 COMPLETE GASKETS KIT	 TOP END GASKETS KIT	 ENGINE OIL SEALS KIT	 CRANKSHAFT RE-BUILDING KIT	 EASY GASKETS KIT
50 cc. ELYSTAR 50 TSDI	2003-2005				P400420444004	*523
50 cc. FOX 50 / L	1992-1999	P400420850063	P400420600063	P400420400050		
	1994-1998				P400420444002	
50 cc. JET FORCE 50	2003			P400420400061		
50 cc. LOOXOR 50	2001-2003	P400420850007	P400420600007	P400420400061		
50 cc. LOOXOR 50 TSDI	2002	P400420850007	P400420600007	P400420400061		
50 cc. LUDIX 10 ONE 50	2004	P400420850011	P400420600011	P400420400061	P400420444003	*523
50 cc. LUDIX 10 SP BLASTER	2005-2006	P400420850013	P400420600013	P400420400061		
50 cc. LUDIX 10 TREND-SNAKE	2004	P400420850011	P400420600011	P400420400061	P400420444003	*523
50 cc. LUDIX 14 CLASSIC 50	2004	P400420850011	P400420600011	P400420400061	P400420444003	*523
50 cc. LUDIX 14 ELEGANT 50	2004	P400420850011	P400420600011	P400420400061	P400420444003	*523
50 cc. LUDIX 50	2004	P400420850011	P400420600011			
50 cc. METAL-X 50	2002			P400420400061		
50 cc. MOD.103		P400420850030	P400420600025			
			P400420600002			
50 cc. MOD.103 II S. MT / SP3	1986-1995	P400420850070				
50 cc. SC 50 METROPOLIS LM	1984-1993	P400420850060	P400420600060	P400420400060	P400210444002	
50 cc. SCL 50	1984-1993	P400420850060	P400420600060	P400420400060		
50 cc. SPEEDAKE 50	1994-1997	P400420850007	P400420600007	P400420400061		
	1995-1997				P400420444001	
50 cc. SPEEDFIGHT 2	2005-2006	P400420850007	P400420600007	P400420400061		
	2005-2006			P400420400061		
50 cc. SPEEDFIGHT 2 LC 307WRC-SILVERSPORT	2005-2006	P400420850008	P400420600008	P400420400061	P400420444005	*522
	2005-2006				P400420444004	*523
50 cc. SPEEDFIGHT 50	1997-1998	P400420850007	P400420600007	P400420400061		
	2005-2006				P400420444004	*523
	2005-2006				P400420444005	*522
50 cc. SPEEDFIGHT 50 KAT	1999	P400420850007	P400420600007	P400420400061		
50 cc. SPEEDFIGHT 50 LC	1997				P400420444001	
	1997-1999	P400420850008	P400420600008	P400420400061		
50 cc. SQUAB 50	1994-1997	P400420850007	P400420600007	P400420400061		
	1995-1997				P400420444001	
50 cc. ST 50 RAPIDO / L / L2 / 3	1985-1993		P400420600050			
	1985-1994	P400420850050		P400420400050	P400210444003	
50 cc. SV 50			P400420600004			
50 cc. SV 50 GEO	1991-1995				P400420444001	
	1991-1999	P400420850061	P400420600007	P400420400061		
50 cc. SV 50 GEO SENZA G.NE CARTER SX	1991-1995	P400420850064				
50 cc. TREKKER 2 WRC	2004-2006	P400420850007	P400420600007	P400420400061		
50 cc. TREKKER 50 / ROAD	1998				P400420444001	
	1998-2000	P400420850007	P400420600007			
50 cc. TRK2 WRC	2004-2006				P400420444005	*522
	2004-2006				P400420444004	*523
50 cc. VIVACITY 50	1999	P400420850007	P400420600007	P400420400061		
50 cc. VIVACITY 50 KAT	1999-2002	P400420850007	P400420600007	P400420400061	P400420444001	
50 cc. VIVACITY VSX-XR 50	2002-2004	P400420850007	P400420600007	P400420400061	P400420444005	*522
	2002-2004				P400420444004	*523
50 cc. ZENITH 50 LN / LS / N	1991-1999	P400420850061	P400420600007	P400420400061		
	1994-1997				P400420444001	
50 cc. ZENITH 50 SENZA G.NE CARTER SX	1991-1995	P400420850064				
75 cc. SC 75	1985-1992	P400420850080	P400420600080	P400420400060		
80 cc. SC 80 L / LM	1985-1992	P400420850080	P400420600080	P400420400060		
80 cc. SV 80 GEO	1996	P400420850081	P400420600081	P400420400061		
80 cc. SX 80 LM	1985-1992	P400420850080	P400420600080	P400420400060		
100 cc. ELYSEO 100	1999-2001	P400420850100	P400420600100			
100 cc. I SERIE		P400420850010				
100 cc. SPEEDFIGHT 100	1997-2000	P400420850100	P400420600100			
100 cc. SV 100 L	1998	P400420850100	P400420600100			
100 cc. TREKKER 100	1998-1999	P400420850100	P400420600100			
100 cc. VIVACITY 100	1999-2001	P400420850100	P400420600100			
100 cc. X-FIGHT 100	2000-2001	P400420850100	P400420600100			
125 cc. ELYSEO 125 4T LC	1999-2001	P400420850009	P400420600009	P400420400009		EG4206-009
125 cc. ELYSTAR 125	2002-2003	P400420850009	P400420600009	P400420400009		EG4206-009
125 cc. JET FORCE COMPRESSOR 125	2003-2004	P400420850009	P400420600009	P400420400009		EG4206-009

Per le guarnizioni sfuse consultare il catalogo on-line sul sito athenaparts.com

APPLICAZIONI / APPLICATIONS	ANNO / YEAR	 COMPLETE GASKETS KIT	 TOP END GASKETS KIT	 ENGINE OIL SEALS KIT	 CRANKSHAFT RE-BUILDING KIT	 EASY GASKETS KIT
PEUGEOT						
125 cc. LOOXOR 125	2002-2003	P400480850126	P400480600126	P400480400126		EG4806-126
125 cc. SATELIS	2006	P400420850014	P400420600014			EG4206-014
125 cc. SV 125 GEO	1991-1995	P400420850125		P400420400125		
150 cc. ELYSEO 150 4T LC	1999-2001	P400420850009	P400420600009	P400420400009		EG4206-009
150 cc. ELYSTAR 150	2002-2003	P400420850009	P400420600009	P400420400009		EG4206-009
150 cc. LOOXOR 150	2002-2003	P400480850126	P400480600126	P400480400126		EG4806-126
250 cc. SV 250	2001-2002	P400210850232	P400210600232			EG2106-232
PGO						
50 cc. BIG MAX 50 / SPORT	1994-1996	P400425850003	P400425600003	P400425400001		
50 cc. GALAXY 50	1992-1994	P400425850002	P400425600002			
50 cc. NEW GALAXY 50	1991-1996	P400425850002	P400425600002			
50 cc. SCOOTERCOMET 50	1991-1995	P400425850002	P400425600002			
50 cc. STAR 50	1991-1994	P400425850001				
50 cc. STAR II 50	1991-1995	P400425850002	P400425600002			
50 cc. SUPER COMET 50	1991-1996	P400425850002	P400425600002			
50 cc. TOP STAR 50	1991-1996	P400425850001				
PIAGGIO						
0 cc. AD1		P400480850330				
50 cc. APE 50 / P / TM P / 2.5 Q.	1980-1985	P400480850280Alt.		P400480400280		
	1980-1985	P400480700280	*30			
50 cc. APE 50 FL / FL2 / FL3 EUROPA	1989-1995	P400480700280	*30	P400480400280		
50 cc. BRAVO 50	1970-1993	P400480850010	*440			
	1970-1993	P400480850020	*442			
	1970-1999	P400480850015				
	1973-1981				P400480444002	
50 cc. CIAO 50 / PX / FL / TEEN / FREE	1970-1993	P400480850010	*440			
	1970-1993	P400480850020	*442			
	1970-1993	P400480900016				
	1970-1999	P400480850015				
	1971-1997				P400480444002	
50 cc. DIESIS 50	2001	P400480700055	*30	P400480400007		
50 cc. FLY 50 2T	2005-2010	P400480700055	*30	P400480400007	P4E0480444003	*520 *787
	2005-2010				P400480444001	*784
50 cc. FLY 50 4T	2005-2012	P400480850011		P400480400011		
50 cc. FREE 50	1991-2000	P400480700055	*30	P400480400055		
	1995-1997				P400480444001	*784
	1995-1997				P4E0480444002	*788
	1995-1997				P4E0480444003	*520 *787
50 cc. FREE 50 FL	1995-2002	P400480700055	*30		P4E0480444003	*520 *787
	1995-2002				P400480444001	*784
	1999-2002			P400480400007		
50 cc. FREE DELIVERY 50	2000-2001	P400480700055	*30	P400480400007		
50 cc. GRILLO 50	1970-1993	P400480850010	*440			
	1970-1993	P400480850020	*442			
	1970-1993	P400480900016				
	1970-1994	P400480850015				
	1990-1994				P400480444002	
50 cc. LIBERTY 50	1997				P4E0480444003	*520 *787
	1997-2007	P400480700055	*30	P400480400007		
	1997-2008				P400480444001	*784
	1997-2008				P4E0480444002	*788
50 cc. LIBERTY 50 4T	2000-2002	P400480850011		P400480400011		
50 cc. LIBERTY 50 PTT EU2 2T	2004-2005	P400480700055	*30		P4E0480444003	*520 *787
	2004-2005				P400480444001	*784
50 cc. LIBERTY 50 RST 2T	2004				P400480444001	*784
	2004				P4E0480444003	*520 *787
	2004-2008	P400480700055	*30	P400480400007		
50 cc. LIBERTY 50 RST 4T	2004-2006	P400480850011		P400480400011		
50 cc. LIBERTY 50 SPORT 2T	2006-2008	P400480700055	*30	P400480400007	P400480444001	*784
50 cc. LIBERTY 50 SPORT 4T / EU3	2006-2008	P400480850011		P400480400007		
50 cc. LIBERTY MOC 50 2T	2009-2011				P400480444001	*784
	2009-2013	P400480700055	*30	P400480400007		
50 cc. LIBERTY MOC 50 4T	2009-2013	P400480850011		P400480400007		
50 cc. NRG 50 / RST MC2 LC	1994-1998	P400480700059	*30	P400480600012	P400480400059	

For all loose gaskets please visit athenaparts.com

APPLICAZIONI / APPLICATIONS	ANNO / YEAR	 COMPLETE GASKETS KIT	 TOP END GASKETS KIT	 ENGINE OIL SEALS KIT	 CRANKSHAFT RE-BUILDING KIT	 EASY GASKETS KIT
PIAGGIO						
50 cc. NRG 50 / RST MC2 LC	1995-1997				P4E0480444002	*788
	1995-1997				P400480444001	*784
	1995-1997				P4E0480444003	*520 *787
50 cc. NRG 50 EXTREME	1999-2000	P400480700055	*30		P400480400055	
50 cc. NRG 50 EXTREME LC	1999-2000	P400480700059	*30	P400480600012	P400480400059	P4E0480444003 *520 *787
	1999-2000					P400480444005 *785
50 cc. NRG 50 MC3 DD LC	2001-2002	P400480700059	*30	P400480600012	P400480400059	
50 cc. NRG MC3 50 AIR	2001-2004	P400480700055	*30		P400480400013	
50 cc. NRG MC3 50 LC	2001-2004	P400480700059	*30	P400480600012	P400480400059	
50 cc. NRG POWER DD 50	2005-2010					P400480444001 *784
	2005-2013	P400480700019	*30		P400480400059	
50 cc. NRG POWER DT 50	2006-2008	P400480700055	*30		P400480400007	P400480444001 *784
50 cc. NRG POWER PUREJET 50	2004-2007	P400480850013		P400480600013	P400480400013	
	2004-2011					P400480444001 *784
50 cc. NRG PUREJET 50	2002-2004	P400480850013		P400480600013	P400480400013	
	2002-2010					P4E0480444003 *520 *787
	2002-2010					P400480444001 *784
	2010	P400010850006		P400010600006		
50 cc. NTT 50 LC	1995-1996				P400480444001	*784
	1995-1996				P4E0480444002	*788
	1995-1996				P4E0480444003	*520 *787
	1995-1998	P400480700059	*30	P400480600012	P400480400059	
50 cc. QUARTZ 50	1992-1996					P400480444001 *784
	1992-1996					P4E0480444003 *520 *787
	1992-1997	P400480700058	*30		P400480400055	P4E0480444002 *788
50 cc. RUSH 50 / PK 509	1984-1988	P400480700050	*30		P400480400050/1	
	1984-1988	P400480700050	*30		P400480400050/1	
	1984-1988	P400480850050Alt.				
	1984-1988	P400480850050Alt.				
50 cc. SCATTO 50	1991-1993	P400480700056	*30			
50 cc. SFERA 50 / BASE	1991-1994	P400480700055	*30		P400480400055	P4E0480444002 *788
	1991-1994					P400480444001 *784
	1991-1994					P4E0480444003 *520 *787
50 cc. SFERA 50 MAQUILLAGE 2	1994	P400480700055	*30		P400480400055	P4E0480444003 *520 *787
	1994					P4E0480444002 *788
	1994					P400480444001 *784
50 cc. SFERA 50 RST	1995-1998	P400480700055	*30		P400480400055	P4E0480444003 *520 *787
	1995-1998					P400480444001 *784
	1995-1998					P4E0480444002 *788
50 cc. SI 50 FL2 / MIX	1970-1993	P400480900016				
	1970-1993	P400480850010	*440			
	1970-1993	P400480850020	*442			
	1970-1999	P400480850015				
	1979-1999					P400480444002
50 cc. TYPHOON 2T E2	2010-2012					P400480444001 *784
50 cc. TYPHOON 5 KAT ARIA	2001-2012	P400480700055	*30		P400480400007	
50 cc. TYPHOON 50	2001-2009	P400480700055	*30		P400480400007	P4E0480444003 *520 *787
	2001-2009					P400480444001 *784
50 cc. VBA-2%	1954-1965	P400480850120				
50 cc. VESPA 50 / L / R / SPECIAL / SPRINTER	1966-1984	P400480700040	*30		P4E0480400040	*24
	1966-1984	P400480850040Alt.			P400480400040	
50 cc. VESPA 50 AUTOMATICA	1991-1992	P400480700057	*30			
50 cc. VESPA 50 ET2 - CARBURATORE	1997					P400480444001 *784
	1997					P4E0480444002 *788
	1997					P4E0480444003 *520 *787
	1997-2005	P400480700055	*30		P400480400055	
50 cc. VESPA 50 ET2 I.E.	1997-2000	P400480850014		P400480600014	P400480400014	*560
50 cc. VESPA 50 FL / FL2 / HP / A.E.	1990-1998	P400480700050	*30		P400480400040	
	1990-1998					P4E0480400040 *24
50 cc. VESPA 50 N / A.E. SPEEDMATIC	1989-1990	P400480700050	*30		P400480400050/1	
50 cc. VESPA ET4 50 ARIA	2000-2005	P400480850011		P400480600011	P400480400011	
50 cc. VESPA LX 50 2T	2005-2008	P400480700055	*30		P400480400007	
	2005-2010					P400480444001 *784
50 cc. VESPA LX 50 2T TOURING	2010-2011					P400480444001 *784

Per le guarnizioni sfuse consultare il catalogo on-line sul sito athenaparts.com

APPLICAZIONI / APPLICATIONS	ANNO / YEAR	 COMPLETE GASKETS KIT	 TOP END GASKETS KIT	 ENGINE OIL SEALS KIT	 CRANKSHAFT RE-BUILDING KIT	 EASY GASKETS KIT
PIAGGIO						
50 cc. VESPA LX 50 2T TOURING	2010-2013	P400480700055 *30		P400480400007		
50 cc. VESPA LX 50 4T	2005-2008	P400480850011		P400480400011		
50 cc. VESPA LX 50 FL 2T	2009-2010	P400480700055 *30		P400480400007	P400480444001 *784	
50 cc. VESPA LXV 2T	2006-2009	P400480700055 *30		P400480400013		
	2009				P400480444001 *784	
50 cc. VESPA PK 50 / S / SS / SE	1988-1994	P400480700050 *30		P400480400050/1		
	1988-1994	P400480850050Alt.				
50 cc. VESPA PK 50 XL / XLS / RUSH / A.E.	1985-1988				P400480444004	
	1985-1989	P400480700050 *30		P400480400050/1		
50 cc. VESPA S 2T	2007-2010	P400480700055 *30		P400480400007	P400480444001 *784	
50 cc. VESPA S 50 4T 4V	2008-2013	P400480850026	P400480600026	P400480400011		
50 cc. VESPA XL 50	1984-1988	P400480700050 *30		P400480400050/1		
	1984-1988	P400480850050Alt.				
50 cc. VESPINO ALX / XE / DELTA	1996	P400480850052				
50 cc. VESPINO CONFORT		P400480850005				
50 cc. VESPINO F / P VELOFAX	1996-1999	P400480850004				
50 cc. VESPINO GL		P400480850006				
50 cc. ZIP & ZIP 50 BIMODALE	1994-1997				P400480444001 *784	
	1994-1997				P4E0480444002 *788	
	1994-1997				P4E0480444003 *520 *787	
50 cc. ZIP 50 / BASE / RST / RESTYLING / FAST R.	1991-2004	P400480700055 *30		P400480400055		
	1992-2010				P400480444001 *784	
	1992-2010				P4E0480444002 *788	
	1992-2010				P4E0480444003 *520 *787	
50 cc. ZIP 50 4T	2000-2012	P400480850011	P400480600011	P400480400011		
50 cc. ZIP 50 H2O / SP	1996-1997				P4E0480444002 *788	
	1996-2004	P400480700059 *30	P400480600012	P400480400059	P4E0480444003 *520 *787	
	1996-2012				P400480444001 *784	
50 cc. ZIP 50 SP EU2	2001-2012				P400480444001 *784	
	2006-2013	P400480700019 *30		P400480400059		
50 cc. ZIP EURO1 50	2000-2002	P400480700055 *30		P400480400055		
75 cc. FREE 75	1991-1996	P400480700055 *30		P400480400055		
75 cc. SFERA 75	1991-1996	P400480700055 *30		P400480400055		
75 cc. ZIP 75 / RESTYLING / FAST RIDER	1991-1996	P400480700055 *30		P400480400055		
80 cc. AUTOMATICA 80	1991-1992	P400480700057 *30				
80 cc. FREE 80	1991-1996	P400480700055 *30		P400480400055		
80 cc. SFERA 80	1991-1996	P400480700055 *30		P400480400055		
80 cc. SKR 80 CITY	1999	P400480700055 *30		P400480400055		
80 cc. ZIP 80 / FAST RIDER	1991-1996	P400480700055 *30		P400480400055		
100 cc. FLY 4T	2006-2008	P400480850021	P400480600021	P400480400011		EG4806-021
100 cc. FREE 100	2002			P400480400011		
100 cc. ZIP 4T	2006-2008	P400485850021	P400480600021	P400480400011		EG4806-021
125 cc. AUTOMATICA 125	1991-1992	P400480700057 *30				
125 cc. BEVERLY 125	2001-2002	P400480850128	P400480600128	P400480400128		EG4806-128
125 cc. BEVERLY 125 EU3	2007	P400480850022	P400480600025	P400480400128		EG4806-025
125 cc. BEVERLY 125 MIC EU3	2007	P400480850022	P400480600025	P400480400128		EG4806-025
125 cc. BEVERLY 125 RST	2004-2005	P400480850128	P400480600128			EG4806-128
	2004-2007			P400480400128		
125 cc. BEVERLY 125 RST 4T 4V IE EURO3	2010-2013	P400480850025	P400480600025	P400480400128		EG4806-025
125 cc. BEVERLY 125 SPORT EU3	2007-2008	P400480850022	P400480600025	P400480400128		EG4806-025
125 cc. BEVERLY TOURER 125 EU3	2008-2010	P400480850022	P400480600025	P400480400128		EG4806-025
125 cc. CARNABY 125	2007-2010	P400480850022	P400480600025	P400480400128		EG4806-025
125 cc. FLY 125	2005-2007	P400480850126	P400480600126	P400480400126		EG4806-126
125 cc. FLY EU3 125	2007-2008	P400480850126	P400480600126	P400480400128		EG4806-126
125 cc. HEXAGON 125 2T LC	1994-1996				P400480444003	
	1994-1997	P400480700053 *30	P400480600002	P400480400053		
125 cc. HEXAGON 125 LX 2T LC	1998-1999	P400480700053 *30	P400480600053	P400480400053		EG4806-053
125 cc. HEXAGON GTX	2000	P400480850127 *37	P400480600127	P400480400126		EG4806-127
125 cc. HEXAGON LX4 125 4T	1998-1999	P400480700125 *30		P400480400125		
125 cc. LIBERTY 125 4T	1998-2000	P400480700125 *30		P400480400125		
125 cc. LIBERTY 125 4T (LEADER E.G.)	2000-2002	P400480850126 *155	P400480600126	P400480400126		EG4806-126
125 cc. LIBERTY 125 4T EU3	2006-2008	P400480850126	P400480600126	P400480400126		EG4806-126
125 cc. LIBERTY 125 DELIVERY 4T EURO3	2008	P400480850126	P400480600126			EG4806-126
125 cc. LIBERTY 125 RST / PTT	2004-2006	P400480850126	P400480600126	P400480400126		EG4806-126

For all loose gaskets please visit athenaparts.com

APPLICAZIONI / APPLICATIONS	ANNO / YEAR	 COMPLETE GASKETS KIT	 TOP END GASKETS KIT	 ENGINE OIL SEALS KIT	 CRANKSHAFT RE-BUILDING KIT	 EASY GASKETS KIT
PIAGGIO						
125 cc. LIBERTY 125 SPORT	2006	P400480850126	P400480600126	P400480400126		EG4806-126
125 cc. LIBERTY 4T 2V IE PTT 125	2012	P400480850126	P400480600126	P400480400126		EG4806-126
125 cc. LIBERTY MOC 125 4T	2009-2012	P400485850126	P400480600126	P400480400126		EG4806-126
125 cc. LIBERTY SPORT EU3 125 4T	2007	P400480850126	P400480600126			EG4806-126
125 cc. MP3 125	2007-2008	P400480850025	P400480600025	P400480400128		EG4806-025
125 cc. MP3 125 IE / IBRIDO	2008-2010	P400480850022	P400480600025	P400480400128		EG4806-025
125 cc. MP3 YOURBAN ERL 125	2011	P400480850022	P400480600025	P400480400128		EG4806-025
125 cc. SFERA 125 4T LC	1995-1998	P400480700125	*30	P400480400125		
125 cc. SKIPPER 125 2T / LX	1993-1996				P400480444003	
	1993-1999	P400480700186	*30	P400480400186		
125 cc. SKIPPER 125 4T	2000-2002	P400480850126	*155	P400480600126		EG4806-126
125 cc. SUPER HEXAGON GTX 125 4T	2000-2002	P400480850127	*37	P400480600127		EG4806-127
125 cc. T5 125	1985-1989	P400480700380	*30			
	1985-1989	P400480850380Alt.				
125 cc. TYPHOON 2V E3 125	2010-2011	P400480850126		P400480600126		EG4806-126
125 cc. VESPA 125 ET4	1996-1999	P400480700125	*30	P400480400125		
	1999-2002	P400480850126	*319	P400480600126	*319	EG4806-126
125 cc. VESPA 125 XL / PK 125 XL	1984-1989	P400480700060	*30	P400480400050/1		
	1984-1989	P400480850060Alt.				
125 cc. VESPA COSA 125 CL / CLX	1988-1997	P400480700400	*30	P400480400400		
	1988-1997	P400480850400Alt.				
125 cc. VESPA GRANTURISMO/EU3 125	2003-2007	P400480850025	P400480600025	P400480400128		EG4806-025
125 cc. VESPA GTS EURO 3	2007-2009	P400480850025	P400480600025	P400480400128		EG4806-025
125 cc. VESPA GTS IE SUPER 125 4T	2009-2012	P400480850022	P400480600025	P400480400128		EG4806-025
125 cc. VESPA GTV 125	2007-2008	P400480850025	P400480600025	P400480400128		EG4806-025
125 cc. VESPA LX 125 4T FL	2009	P400480850126	P400480600126	P400480400126		EG4806-126
125 cc. VESPA LX 125 TOURING	2010-2011	P400480850126	P400480600126	P400480400126		EG4806-126
125 cc. VESPA LX EURO 3 / IE 125	2005-2010	P400480850126	P400480600126	P400480400126		EG4806-126
125 cc. VESPA LXV 4T EURO 3 125	2006-2009	P400480850126	P400480600126	P400480400126		EG4806-126
125 cc. VESPA LXV IE 4T	2010-2012	P400480850126	P400480600126	P400480400126		EG4806-126
125 cc. VESPA PX 125 / E ARCOBALENO	1978-1999	P400480700180	*30			
	1978-1999/2011	P400480850180Alt.		P400480400180		
125 cc. VESPA PX 125 / E ARCOBALENO (CON MISCELATORE)	1988-1998	P400480700400	*30	P400480400400		
	1988-1998	P400480850400Alt.				
125 cc. VESPA PX 30 ANNI 125	2007-2008	P400480850024		P400480400270		
125 cc. VESPA PX EU2 125	2001-2007	P400480850024		P400480400270		
125 cc. VESPA S 4T EU3 125	2007-2010	P400480850126	P400480600126	P400480400126		EG4806-126
125 cc. X EVO 125	2007-2012	P400480850025	P400480600025	P400480400128		EG4806-025
125 cc. X10 4T 4V IE EURO3 125	2012	P400480850022	P400480600025	P400480400128		EG4806-025
125 cc. X7 EU3 125	2008	P400480850025	P400480600025	P400480400128		EG4806-025
125 cc. X7 EVO IE EURO3 125	2009-2010	P400480850022	P400480600025	P400480400128		EG4806-025
125 cc. X8 125	2004-2006	P400480850025	P400480600025	P400480400128		EG4806-025
125 cc. X8 PREMIUM EU2/EU3 125	2006-2007	P400480850025	P400480600025	P400480400128		EG4806-025
125 cc. X8 STREET EU3 125	2006-2007	P400480850025	P400480600025	P400480400128		EG4806-025
125 cc. X8 STREET EURO 2	2006	P400480850126	P400480600126	P400480400126		EG4806-126
125 cc. X9 125 4T	2001-2002	P400480850127	*37	P400480600127		EG4806-127
125 cc. X9 EVOLUTION 125 EU3	2003	P400480850128	P400480600128			EG4806-128
	2003-2006			P400480400128		
	2005-2007	P400480850025	P400480600025			EG4806-025
125 cc. ZIP 125	2000-2002	P400480850126	P400480600126	P400480400126		EG4806-126
150 cc. FLY / EURO3	2005-2010	P400480850126	P400480600126	P400480400126		EG4806-126
150 cc. HEXAGON 150 2T	1994-1996				P400480444003	
	1994-1997	P400480700053	*30	P400480400053		
150 cc. LIBERTY 150 4T (LEADER E.G.)	2000-2002	P400480850126	*155	P400480600126		EG4806-126
150 cc. LIBERTY 150 4T EURO3 / SPORT 150 4T	2008	P400480850126	P400480600126	P400480400126		EG4806-126
150 cc. LIBERTY MOC 150 4T	2009-2013	P400480850126	P400480600126	P400480400126		EG4806-126
150 cc. SKIPPER 150 2T / LX	1993-1996				P400480444003	
	1993-1999	P400480700186	*30	P400480400186		
150 cc. SKIPPER 150 4T	2000-2002	P400480850126	*155	P400480600126		EG4806-126
150 cc. VESPA 150 SPRINT	1967	P400480700140	*30			
	1967	P400480850140Alt.				
150 cc. VESPA COSA 150 CL / CLX	1988-1997	P400480700400	*30	P400480400400		
	1988-1997	P400480850400Alt.				
150 cc. VESPA ET4 150 4T	1999-2002	P400480850126	P400480600126	P400480400126		EG4806-126

Per le guarnizioni sfuse consultare il catalogo on-line sul sito athenaparts.com

APPLICAZIONI / APPLICATIONS	ANNO / YEAR	 COMPLETE GASKETS KIT	 TOP END GASKETS KIT	 ENGINE OIL SEALS KIT	 CRANKSHAFT RE-BUILDING KIT	 EASY GASKETS KIT
PIAGGIO						
150 cc. VESPA GT/LX EURO 3	2006-2007			P400480400126		
150 cc. VESPA LX 150	2005-2006	P400480850126	P400480600126	P400480400126		EG4806-126
150 cc. VESPA LX 4T FL / TOURING 150	2009-2010	P400480850126	P400480600126	P400480400126		EG4806-126
150 cc. VESPA LX EU3 / IE 150	2006-2011	P400480850126	P400480600126	P400480400126		EG4806-126
150 cc. VESPA PX 150 / E ARCOBALENO (CON MISCELATORE)	1988-1999	P400480700400	*30	P400480400400		
	1988-1999	P400480850400Alt.				
150 cc. VESPA S 150 4T / IE	2008-2010	P400480850126	P400480600126	P400480400126		EG4806-126
150 cc. X8 STREET EURO 2	2006-2008	P400480850126	P400480600126	P400480400126		EG4806-126
180 cc. HEXAGON 180 LXT	1998-1999	P400480700185	*30	P400480400053		EG4806-185
180 cc. HEXAGON GTX	2000	P400480850183		P400480400126		EG4806-183
180 cc. SUPER HEXAGON GTX 180 4T	2000-2002	P400480850183	P400480600183	P400480400126		EG4806-183
180 cc. X9 AMALFI 180 4T LC	2000-2003	P400480850183	P400480600183	P400480400126		EG4806-183
200 cc. BEVERLY 200 4T	2001-2003	P400480850023	P400480600023	P400480400128		EG4806-023
200 cc. CARNABY	2007-2008	P400480850023	P400480600023	P400480400126		EG4806-023
200 cc. LIBERTY 200 RST / EURO3	2004-2008	P400480850018	P400480600018	P400480400126		EG4806-018
200 cc. LIBERTY 200 SPORT	2006	P400480850018	P400480600018	P400480400126		EG4806-018
200 cc. LIBERTY SPORT EU3 200	2006-2007	P400480850018	P400480600018	P400480400126		EG4806-018
200 cc. PX 200 (CON MISCELATORE)	1988-1999	P400480700410	*30	P400480400270		
	1988-1999	P400480850410Alt.				
200 cc. VESPA 200 ARCOBALENO / IRIS	1984-1989	P400480700270	*30	P400480400270		
	1984-1989	P400480700270	*30	P400480400270		
	1984-1989	P400480850270Alt.				
	1984-1989	P400480850270Alt.				
200 cc. VESPA 200 PE	1984-1989	P400480700270	*30	P400480400270		
	1984-1989	P400480850270Alt.				
200 cc. VESPA 200 PE (CON MISCELATORE) 88-95	1988-1995	P400480700410	*30			
	1988-1995	P400480850410Alt.				
200 cc. VESPA 200 RALLY (CON MISCELATORE)		P400480850390				
200 cc. VESPA COSA 200 CL / CLX	1988-1997	P400480700410	*30	P400480400270		
	1988-1997	P400480850410Alt.				
200 cc. VESPA GRANTURISMO/EU3 200	2003-2005	P400480850128	P400480600128			EG4806-128
	2003-2007			P400480400128		
	2006-2007	P400480850023	P400480600023			EG4806-023
200 cc. VESPA PX 200 / E ARCOBALENO	1984-1997	P400480700270	*30	P400480400270		
	1984-1997	P400480850270Alt.				
200 cc. VESPA PX 200 E ARCOBALENO (CON MISCELATORE)	1988-1998	P400480700410	*30	P400480400270		
	1988-1998	P400480850410Alt.				
200 cc. X8 200	2004	P400480850128	P400480600128			EG4806-128
	2004-2007			P400480400128		
	2005-2007	P400480850023	P400480600023			EG4806-023
200 cc. X9 200	2002-2003	P400480850128	P400480600128	P400480400128		EG4806-128
200 cc. X9 EVOLUTION 200	2003	P400480850128	P400480600128	P400480400128		EG4806-128
220 cc. APE CAR CAMBIO RINFORZATO		P400480700370	*30			
		P400480850370Alt.				
220 cc. APE M.P.		P400480850350				
		P400480850370Alt.		P400480400370		
220 cc. APE M.P. / CAR (CON MISCELATORE)		P400480700360	*30	P400480400360		
220 cc. APE MP P 501 / P 601 II SERIE	1978-1996	P400480850370Alt.				
	1978-1996	P400480700370	*30	P400480400370		
220 cc. APE TM P 602	1982-1983	P400480700370	*30	P400480400370		
	1982-1983	P400480850370Alt.				
220 cc. APE TM P 703 / P 703 V	1984-1999	P400480850370Alt.				
	1984-1999	P400480700370	*30	P400480400370		
250 cc. BEVERLY 250	2004-2007	P400480850023	P400480600023	P400480400128		EG4806-023
250 cc. BEVERLY 250 IE EU3	2006-2007			P400480400128		
	2006-2008	P400480850023	P400480600023	P400480400128		EG4806-023
250 cc. BEVERLY 250 MIC EU3	2007	P400480850023	P400480600023	P400480400128		EG4806-023
250 cc. BEVERLY CRUISER 250	2007-2009	P400480850023	P400480600023	P400480400128		EG4806-023
250 cc. BEVERLY RST 250	2004-2005	P400480850023	P400480600023	P400480400128		EG4806-023
250 cc. BEVERLY SPORT 250	2006-2008	P400480850023	P400480600023	P400480400128		EG4806-023
250 cc. BEVERLY TOURER 250 EU3	2008-2009	P400480850023	P400480600023	P400480400128		EG4806-023
250 cc. CARNABY 250	2008	P400480850023	P400480600023	P400480400128		EG4806-023
250 cc. HEXAGON GT 250	1999-2000	P400210850223	P400210600223			EG2106-223
250 cc. MP3 250	2006-2008	P400480850023	P400480600023	P400480400128		EG4806-023





For all loose gaskets please visit athenaparts.com

APPLICAZIONI / APPLICATIONS	ANNO / YEAR	 COMPLETE GASKETS KIT	 TOP END GASKETS KIT	 ENGINE OIL SEALS KIT	 CRANKSHAFT RE-BUILDING KIT	 EASY GASKETS KIT
PIAGGIO						
250 cc. MP3 250 LT	2009	P400480850023	P400480600023	P400480400128		EG4806-023
250 cc. MP3 250 MIC	2008-2009			P400480400128		
250 cc. SUPER HEXAGON GTX 250	1999-2000	P400210850223	P400210600223			EG2106-223
250 cc. VESPA GT 60 EU3 250	2006-2007	P400480850023	P400480600023	P400480400128		EG4806-023
250 cc. VESPA GTS 250 / GTS ABS	2005-2013	P400480850023	P400480600023	P400480400128		EG4806-023
250 cc. VESPA GTV 250	2006-2009	P400480850023	P400480600023	P400480400128		EG4806-023
250 cc. VESPA GTV 4T NAVY EU3 250	2008	P400480850023	P400480600023	P400480400128		EG4806-023
250 cc. X EVO 250	2007	P400480850023	P400480600023	P400480400128		EG4806-023
250 cc. X7/EU3 250	2008	P400480850023	P400480600023	P400480400128		EG4806-023
250 cc. X8/EU3 250	2005-2008	P400480850023	P400480600023	P400480400128		EG4806-023
250 cc. X9 250	2000-2001	P400210850055	P400210600055	P400210400055		EG2106-055
250 cc. X9 250 EVOLUTION	2004-2005	P400480850023	P400480600023	P400480400128		EG4806-023
300 cc. BEVERLY 300 RST 4T 4V IE EURO3	2010-2013			P400480400128		
	2012-2013	P400480850027	P400480600027			EG4806-027
300 cc. BEVERLY TOURER IE / RST 4T 4V IE EU3 300	2009-2010	P400480850027	P400480600027	P400480400126		EG4806-027
300 cc. CARNABY CRUISER 300	2009-2010	P400480850027	P400480600027	P400480400126		EG4806-027
300 cc. MP3 IE LT / MIC	2010-2011	P400480850027	P400480600027	P400480400128		EG4806-027
300 cc. MP3 YOURBAN ERL 300	2011	P400480850027	P400480600027	P400480400128		EG4806-027
300 cc. VESPA GTS IE	2012	P400480850027	P400480600027	P400480400128		EG4806-027
300 cc. VESPA GTS SUPER / SUPER SPORT 300	2010-2013	P400480850027	P400480600027	P400480400128		EG4806-027
300 cc. VESPA GTV 4T 4V IE	2010-2013			P400480400128		
	2012-2013	P400480850027	P400480600027			EG4806-027
300 cc. X7 EVO 300 IE EURO3	2009-2010	P400480850027	P400480600027	P400480400128		EG4806-027
350 cc. BEVERLY 4T 4V IE E3 SPORT TOURING 350	2011-2013	P400480850028	P400480600028	P400480400128		
400 cc. 400		P400480850330				
400 cc. APE 175 AD1-400		P400480850330				
400 cc. BEVERLY 400 EURO3	2006-2007	P400480850497	P400480600497	P400480400500		EG4806-497
400 cc. BEVERLY TOURER 400 EURO3	2008-2010	P400480850496	P400480600497			EG4806-497
400 cc. MP3 400	2007-2008	P400480850496	P400480600497	P400480400500		EG4806-497
400 cc. MP3 400 LT	2009	P400480850496	P400480600497	P400480400500		EG4806-497
400 cc. MP3 MIC 400	2008-2011	P400480850496	P400480600497	P400480400500		EG4806-497
400 cc. ONLY ENGINE 400		P400480850340				
400 cc. X EVO 400	2007-2011	P400480850497	P400480600497	P400480400500		EG4806-497
400 cc. X8 400 EU3	2006-2008	P400480850497	P400480600497	P400480400500		EG4806-497
420 cc. APE CAR / MAX DIESEL	1986-1996	P400480700371	*30			
	1986-1996	P400480850371Alt.				
420 cc. APE POKER BENZINA / DIESEL	1993	P400480850371				
	1993	P400480700371	*30			
420 cc. APE TM P 703 / P 703 V DIESEL	1987-1998	P400480700371	*30			
	1987-1998	P400480850371				
500 cc. BEVERLY 500	2002-2006	P400480850499	P400480600499	P400480400500		EG4806-499
500 cc. BEVERLY 500 EURO3	2006-2008	P400480850499	P400480600499	P400480400500		EG4806-499
500 cc. BEVERLY CRUISER 500	2007-2012	P400480850499	P400480600499	P400480400500		EG4806-499
500 cc. MP3 RT - LT SPORT - BUSINESS 500	2012	P400480850499	P400480600499			EG4806-499
500 cc. X9 500	2001-2002	P400480850500	P400480600500	P400480400500		EG4806-500
500 cc. X9 EVOLUTION 500 / ABS	2003-2007	P400480850499	P400480600499	P400480400500		EG4806-499
POLINI						
50 cc. APRILIA 50 TUAREG			P400130600202			
50 cc. APRILIA AF1			P400130600202			
50 cc. APRILIA AMICO			P40048560P002	*44		
50 cc. APRILIA ET			P400130600202			
50 cc. APRILIA FIRE			P400130600202			
50 cc. APRILIA RED ROSE			P400130600202			
50 cc. APRILIA SR 50 REPLICA LC			P40048560P021	*44		
50 cc. F12 PHANTOM			P40048560P021	*44		
50 cc. HONDA PA 50 CAMINO		P400210850002				
50 cc. MALAGUTI TIGERS LC			P40048560P021	*44		
50 cc. MBK BOOSTER			P40048560P002	*44		
50 cc. MINARELLI FBM / RV 4			P400130600202			
50 cc. YAMAHA SCOOTER CT			P40048560P002	*44		
57 cc. PIAGGIO VESPA 50 D.57.5			P40048062P040	*44		
RIEJU						
50 cc. DRAC AGUA / DL 4 50		P400130850203	P400130600203	P400130400200		
50 cc. FIRST 50 ARIA		P400485850007	P400485600006			





Per le guarnizioni sfuse consultare il catalogo on-line sul sito athenaparts.com

APPLICAZIONI / APPLICATIONS	ANNO / YEAR	 COMPLETE GASKETS KIT	 TOP END GASKETS KIT	 ENGINE OIL SEALS KIT	 CRANKSHAFT RE-BUILDING KIT	 EASY GASKETS KIT
RIEJU						
50 cc. FIRST 50 LC		P400485850021	P400485600021			
50 cc. MARATHON 50 ARIA		P400130850160				
50 cc. MARATHON 50 LC		P400130850170				
50 cc. RV 50 AGUA DRAC LC	1988-1993	P400130850200	P400130600200	P400130400200		
50 cc. WINDY 50		P400485850007	P400485600006			
50 cc. WINDY 50 LC		P400485850021	P400485600021			
80 cc. MARATHON MR-6 80 AGUA		P400130850210		P400130400210		
80 cc. MR 80 LAMINAS		P400130850210				
80 cc. RST 80		P400130850210				
ROTAX						
120 cc. ROTAX 120	1996	P400010850014	P400010600014	P400010400014		
122 cc. ROTAX 122		P400010850013	P400010600013	P400010400013	P400440444001	
123 cc. ROTAX 123		P400010850012	P400010600012	P400010400012		
125 cc. 2T		P400440850010				
127 cc. ROTAX 127		P400010850010	P400010600010	P400010400010	P400440444001	
175 cc. 2T		P400440850020				
250 cc. 2T		P400440850030				
350 cc. ROTAX 348		P400010850020	P400010600020	P400010400020		
350 cc. ROTAX 350		P400440850040				
504 cc. ROTAX 504		P400440850050		P400440400050		
604 cc. ROTAX 604		P400010850060	P400010600060	P400010400060		
654 cc. ROTAX 654		P400010850150/1	P400010600150/1	P400010400150/1		
SACHS						
50 cc. 2T SAXONETTE		P400460850050				
50 cc. 2T SAXONETTE AUTOMATIC		P400460850050				
SUZUKI						
0 cc. MAXI		P400510850010				
50 cc. AH 50 ADDRESS	1990-1995	P400510850019/1	P400510600016	P400510400019		
	1992-1995				P400510444001	
50 cc. AJ 50 ZZ SEPIA S	1990-1997	P400510850019/1	P400510600016	P400510400019		
	1995-1997				P400510444001	
50 cc. AP 50	1971-1979	P400510850005	P400510600005			
50 cc. AP 50 R / T R7	1990-1997	P400510850019/1	P400510600016	P400510400019		
	1994-1997				P400510444001	
50 cc. AY 50 (GB-D-A)	2005-2006	P400510850046	P400510600046			
50 cc. AY 50 AIR	2001-2004	P400510850016			P400510444001	
	2001-2004				P4E0510444001	
50 cc. AY 50 KATANA	1997-1998				P400510444001	
	1997-2000	P400510850016	P400510600016	P400510400016		
50 cc. AY 50 KATANA LC / R	1997-1998				P400510444001	
	1997-2000	P400510850017	P400510600017	P400510400016		
50 cc. AY 50 W LC	1997-2000			P400510400016		
	2001-2004	P400510850017	P400510600017		P4E0510444001	
	2001-2004				P400510444001	
	2005	P400510850046	P400510600046			
50 cc. AY A 50	2005-2006	P400510850046	P400510600046			
50 cc. CP 50	1990-1994		P400510600003	P400510400003		
50 cc. DM 50	1983	P400510850004	P400510600004			
50 cc. DR 50 BIG	1988	P400510850015				
50 cc. DR 50 LC		P400150850220	P400150600220			
50 cc. FA 50	1979-1991	P400510850001	P400510600001			
50 cc. FS 50 SNIP	1979-1991	P400510850001	P400510600001			
50 cc. FZ 50 N SUZZY	1979-1983	P400510850001	P400510600001			
50 cc. GT 50	1977-1991	P400510850002	P4E0510600002	*24	P4E0510400002	*24
	1977-1991		P400510600002		P400510400002	
50 cc. JR 50	1978-1995	P400510850013	P400510600013			
50 cc. K 50 DB / DN	1971-1979	P400510850005	P400510600005			
50 cc. OR 50	1979-1980	P400510850002	P4E0510600002	*24	P4E0510400002	*24
	1979-1980		P400510600002		P400510400002	
50 cc. PV 50	1977-1991	P400510850002	P4E0510600002	*24	P4E0510400002	*24
	1977-1991		P400510600002		P400510400002	
50 cc. PV 50 P	1979	P400510850005	P400510600005			
50 cc. PV 50 Z	1989-1992		P4E0510600006	*24		
50 cc. RMX 50 LC		P400510850007	P400510600007			

For all loose gaskets please visit athenaparts.com

APPLICAZIONI / APPLICATIONS	ANNO / YEAR	 COMPLETE GASKETS KIT	 TOP END GASKETS KIT	 ENGINE OIL SEALS KIT	 CRANKSHAFT RE-BUILDING KIT	 EASY GASKETS KIT
SUZUKI						
50 cc. RMX 50 LC		P4E0510850007 *24				
50 cc. TS 50	1977-1991	P400510850002	P4E0510600002 *24	P4E0510400002 *24		
	1977-1991		P400510600002	P400510400002		
50 cc. TS 50 AP	1989-1991	P400510850011	P400510600011			
50 cc. TS 50 WOLF	1990-1992	P4E0510850007+ *24	P400510600007			
	1990-1992	P400510850007+				
50 cc. TS 50 WOLF (D.45)	1990-1992		P400510600008			
50 cc. TS 50 X / XK / XKG / XKJ / XKM	1984-1994	P400510850012	P400510600012			
50 cc. TV 50 WOLF	1990-1992	P400510850007	P400510600007			
50 cc. UF ESTILETE 50	2000	P400510850016	P400510600016	P400010400022		
50 cc. UX ZILLION 50 LC	1999	P400510850017	P400510600017	P400510400016		
50 cc. ZR 50	1977-1991	P400510850002	P4E0510600002 *24	P4E0510400002 *24		
	1977-1991		P400510600002	P400510400002		
50 cc. ZR 50 SKX	1989-1992		P4E0510600006 *24			
75 cc. 75 CP LIDO	1990-1993		P400510600075	P400510400003		
80 cc. DS 80	1978-1994	P400510850083	P400510600083			
80 cc. GT 80 L / C	1981	P400510850084	P400510600084			
80 cc. RG 80 GAMMA	1985-1994	P400510850088	P400510600088			
80 cc. TS 80	1981-1983	P400510850084	P400510600084			
100 cc. A 100	1973-1979	P400510850104	P400510600104			
100 cc. AH 100 ADDRESS	1994-1997	P400510850014	P400510600014			EG5106-014
100 cc. AS 100	1968-1980	P400510850104	P400510600104			
100 cc. CP 100	1978-1983	P400510850103	P400510600103			
100 cc. DR 100	1983-1990	P400510850108	P400510600108			
100 cc. DS 100	1978-1981	P400510850101	P400510600101			
100 cc. SP 100	1983	P400510850108	P400510600108			
100 cc. TS 100 / ERN / ERX	1973-1977	P400510850105	P400510600105			
	1978-1981	P400510850101	P400510600101			
125 cc. AN 125	1995-2000	P400510850023	P400510600122	P400510400023		EG5106-122
125 cc. DS 125	1979-1981	P400510850133	P400510600133			
125 cc. EPICURO 125 4T LC	1999-2001	P400510850120	P400510600120	P400510400120	P400510444005	EG5106-120
125 cc. GN 125	1991-1996	P400510850135	P400510600135			
125 cc. GP 125	1978-1981	P400510850134	P400510600134			
125 cc. GS 125 E / KATANA	1982-1995	P400510850138	P400510600135			
125 cc. GS 125 Z / D / UK	1982-1989	P400510850138	P400510600135			
125 cc. GT 125	1974-1989	P400510850137	P400510600137			
125 cc. RG 125	1985-1991	P400510850102	P400510600102			
125 cc. RG 125 F / GAMMA	1992-1994	P400510850132	P400510600132			
125 cc. RV 125 VAN	1973-1977	P400510850139	P400510600139			
125 cc. RV VAN VAN 125	2003-2010	P400510850078	P400510600078			
125 cc. TS 125	1978-1981	P400510850133	P400510600133			
125 cc. TS 125 R/ER	1989-1993	P400510850100	P400510600100			
125 cc. UE CT 125	2001	P400510850122	P400510600122	P400510400023		EG5106-122
125 cc. UH BURGMAN 125	2002-2006	P400510850041	P400510600041			
	2002-2010				P400510444005	
	2002-2013			P400510400120		
	2007-2013	P400510850057	P400510600057			EG5106-057
125 cc. UX 125 SIXTEEN	2008-2010				P400510444005	
	2008-2011	P400510870073	P400510620073 *20	P400510400073		EG5106-073
150 cc. AN 150	1996-2000	P400510850150	P400510600151			EG5106-151
150 cc. EPICURO 150 4T LC	1999-2001	P400510850121	P400510600121	P400510400120	P400510444005	EG5106-121
150 cc. UE CT 150	2001	P400510850151	P400510600151	P400510400023		EG5106-151
150 cc. UH BURGMAN 150	2002-2006	P400510850040	P400510600040		P400510444005	EG5106-040
	2004-2006			P400510400120		
150 cc. UX 150 SIXTEEN	2008-2010				P400510444005	
	2008-2011	P400510870074	P400510620074 *20	P400510400073		EG5106-074
185 cc. DS 185	1977-1984	P400510850185	P400510600185			
185 cc. GT 185	1973-1978	P400510850187	P400510600187			
185 cc. TS 185	1971-1975	P400510850189	P400510600189			
185 cc. TS 185 ERN / ERX	1977-1984	P400510850185	P400510600185			
200 cc. DR 200 / SE	1985-1988	P400510850201	P400510600231			
200 cc. GT 200	1979	P400510850200	P400510600200			
200 cc. SB 200	1979-1981	P400510850200	P400510600200			
200 cc. SP 200	1986	P400510850201	P400510600231			

Per le guarnizioni sfuse consultare il catalogo on-line sul sito athenaparts.com

APPLICAZIONI / APPLICATIONS	ANNO / YEAR	 COMPLETE GASKETS KIT	 TOP END GASKETS KIT	 ENGINE OIL SEALS KIT	 CRANKSHAFT RE-BUILDING KIT	 EASY GASKETS KIT
SUZUKI						
200 cc. TS 200 R	2000	P400510850033	P400510600033			
200 cc. UH BURGMAN 200	2007-2010				P400510444005	
	2007-2013	P400510850058	P400510600058	P400510400058		EG5106-058
250 cc. AN BURGMAN 250 4T LC	1998-2002	P400510850024	P400510600024			EG5106-024
	1998-2006			P400510400024		
	2003-2006	P400510850038	P400510600038			EG5106-038
250 cc. DS 250	1980	P400510850265	P400510600265			
250 cc. GN 250	1986-2002	P400510850253	P400510600253			
250 cc. GS 250	1980-1981	P400510850254	P400510600254			
250 cc. GSX 250 T / EX	1980-1984	P400510850254	P400510600254			
250 cc. GSX 250 Z / ESZ	1982-1984	P400510850267	P400510600267			
250 cc. GT 250	1976-1978		P400510600264			
250 cc. GT 250 N / EN / XZ (X7)	1978-1985	P400510850262	P400510600262			
250 cc. RGV 250 GAMMA	1986-1987	P400510850256	P400510600256			
	1989-1996	P400510850255	P400510600255	P400510400255		
250 cc. SP 250	1980-1983	P400510850266	P400510600266			
250 cc. TS 250	1971-1975	P400510850263	P400510600263			
	1977-1981	P400510850265	P400510600265			
250 cc. TU 250 X VOLTY V / W	1997-1998	P400510850253	P400510600253			
350 cc. DR 350 S / SE	1990-1998	P400510850350	P400510600350			
380 cc. GT 380	1972-1977	P400510850380	P400510600380			
400 cc. AN BURGMAN 400 4T LC	1999-2002	P400510850026	P400510600026			EG5106-026
	1999-2012			P400510400026	P400510444038	
	2003-2006	P400510850039	P400510600039			EG5106-026
	2007-2012	P400510870071	*20 P400510620071			EG5106-071
400 cc. GN 400	1980-1982	P400510850405	P400510600405			
400 cc. GS 400	1977-1979	P400510850402	P400510600402			
400 cc. GSF 400 BANDIT	1991-1993	P400510850403	P400510600403			
400 cc. GSX 400 ET / ES	1980-1984	P400510850400	P400510600400			
400 cc. GSX 400 EZ / SX	1982-1988	P400510850406	P400510600406			
400 cc. GSX 400 FE / F	1981-1983	P400510850404	P400510600404			
400 cc. SP 400	1980	P400510850405	P400510600405			
425 cc. GS 425	1979	P400510850402	P400510600402			
450 cc. GS 450 E / L / S / T / LZ		P400510850450	P400510600450			
450 cc. GS 450 GA	1982-1985	P400510850452	P400510600451			
450 cc. GS 450 L / T / TX	1982-1983	P400510850451	P400510600451			
450 cc. GS 450 LF / EG / SG / LJ	1984-1988	P400510850451	P400510600451			
500 cc. GS 500	1977-1984	P400510850500	P400510600500			
500 cc. GS 500 E	1989-2000	P400510850502	P400510600502			
500 cc. GT 500	1976-1977	P400510850505	P400510600505			
500 cc. RG 500	1986-1989	P400510850501	P400510600501			
500 cc. T 500	1971-1975	P400510850505	P400510600505			
550 cc. GS 550	1977-1984	P400510850500	P400510600500			
550 cc. GS 550 E / EF / ES / L CHAIN DRIVE	1983-1986	P400510850503	P400510600503			
550 cc. GS 550 Z / MX	1981-1982	P400510850507	P400510600507			
550 cc. GSX 550 E	1983-1987	P400510850503	P400510600503			
550 cc. GSX 550 X / EZ	1981-1982	P400510850507	P400510600507			
550 cc. GT 550	1972-1977	P400510850506	P400510600506			
600 cc. GSF 600 S BANDIT	1995-1998	P400510850604/1	P400510600604/1			
600 cc. GSX 600 F	1988-1996	P400510850604/1	P400510600604/1			
600 cc. GSX-R 600	1997-2000	P400510850018	P400510600018			
	2001-2003	P400510850603	*289 P400510600603	*289		
	2004-2005	P400510850044	*519 P400510600044	*519		
	2006-2013	P400510850054	P400510600054			
600 cc. KATANA 600	1988-1996	P400510850604/1	P400510600604/1			
600 cc. RF 600 R	1993-1996	P400510850601	P400510600601			
600 cc. VS 600 GL INTRUDER S-V	1995-1998	P400510850599	P400510600599			
650 cc. AN BURGMAN 650	2003-2012	P400510870072	*20 P400510620072	*20	P400510400072	EG5106-072
650 cc. DL V-STROM 650	2004-2012	P400510850043	*20 P400510600043	*20		
650 cc. GR 650	1983-1985	P400510850651	P400510600651			
650 cc. GS 650 / E	1981-1982	P400510850600	P400510600652			
650 cc. GS 650 G / GL / M KATANA	1981-1983	P400510850652	P400510600652			
650 cc. GSF 650 BANDIT	2005-2006	P400510870064	*519 P400510620064	*519		
	2007-2012	P400510870063	*20 P400510620063	*20		

For all loose gaskets please visit athenaparts.com

APPLICAZIONI / APPLICATIONS	ANNO / YEAR	 COMPLETE GASKETS KIT	 TOP END GASKETS KIT	 ENGINE OIL SEALS KIT	 CRANKSHAFT RE-BUILDING KIT	 EASY GASKETS KIT
SUZUKI						
650 cc. GSX F 650	2008-2012	P400510870063 *20	P400510620063 *20			
650 cc. LS 650 F / P / SAVAGE	1986-2002	P400510850653	P400510600653			
650 cc. SFV 650 GLADIUS	2009-2013	P400510850043 *20	P400510600043 *20			
650 cc. SV 650	1999-2010	P400510850043 *20	P400510600043 *20			
650 cc. XF 650 FREEWIND	1997-2001	P400510850022	P400510600022			
750 cc. GS 750	1977-1980	P400510850700	P400510600700			
	1980-1981	P400510850710	P400510600710			
	1982-1983	P400510850721	P400510600721			
750 cc. GS 750 E / ES	1983	P400510850734/1	P400510600734/1			
750 cc. GS 750 E / S KATANA	1983	P400510850722	P400510600722			
	1984-1986	P400510850720/1	P400510600720/1			
750 cc. GSR 750	2011-2013	P400510870089 *20	P400510620089 *20			
750 cc. GSX 750	1980-1982	P400510850710	P400510600710			
	1984-1989	P400510850720/1	P400510600720/1			
750 cc. GSX 750 ESD / EEA	1983-1984	P400510850734/1	P400510600734/1			
750 cc. GSX 750 EZ / SZ	1982-1983	P400510850721	P400510600721			
750 cc. GSX 750 F KATANA	1989-1995	P400510850730				
	1989-1996		P400510600730			
	1998-1999	P400510850731/1	P400510600731/1			
750 cc. GSX-R 750	1985-1987	P400510850729	P400510600729			
	1988-1989	P400510850730	P400510600730			
	1990-1993	P400510850731/1	P400510600731/1			
	1996-1999	P400510850752	P400510600752			
	1996-1999	P400510850754Alt.	P400510600754Alt.			
	2000-2005	P400510850753	P400510600753			
	2006-2013	P400510850053	P400510600053			
750 cc. GSX-R 750 W / T / V	1992-1997	P400510850732	P400510600732			
750 cc. GT 750	1972-1977	P400510850751	P400510600751			
750 cc. VS 750 GL INTRUDER	1985-1995	P400510850733	P400510600733			
800 cc. VL INTRUDER C800 / VZ INTRUDER M800	2001-2009	P400510850055	P400510600055			
	2006-2010			P400510400055		
	2010-2011	P400510850077	P400510600077			
800 cc. VS 800 GL INTRUDER	1992-2002	P400510850802	P400510600802			
800 cc. VS 800 GL SHAFT DRIVE	1992-2002	P400510850802	P400510600802			
800 cc. VX 800	1990-1994	P400510850802	P400510600802			
800 cc. VZ 800 INTRUDER	2005-2009	P400510850055	P400510600055	P400510400055		
800 cc. VZ 800 MARAUDER	1997-2003	P400510850025	P400510600025			
850 cc. GS 850	1979-1981	P400510850800	P400510600800			
	1982-1985	P400510850801	P400510600801			
900 cc. RF 900 R R / T	1994-1997	P400510850900	P400510600900			
1.000 cc. DL V-STROM 1000	2002-2010	P400510850020	P400510600020			
1.000 cc. GS 1000	1978-1981	P400510850950	P400510600950			
1.000 cc. GS 1000 GT / GLX	1980-1982	P400510850951/1	P400510600951/1			
1.000 cc. GS 1000 SZ	1982	P400510850963	P400510600963			
1.000 cc. GSX-R 1000	2001-2002	P400510850753	P400510600753			
	2003-2006	P400510850949 *48	P400510600949 *48			
	2007-2008	P400510850059	P400510600059			
	2009-2010	P400510850070	P400510600070			
	2011-2013	P400510870090 *20	P400510620090 *20			
1.000 cc. TL 1000 R / S	1997-2001	P400510850020	P400510600020			
1.100 cc. GS 1100 ET / LT / EX / EZ / ESD / SD / KATANA	1980-1981	P400510850963	P400510600963			
	1982-1983	P400510850965	P400510600965			
1.100 cc. GS 1100 GZ / GKD	1982-1984	P400510850952/1	P400510600952/1			
1.100 cc. GSX 1100 Z / XD / SD / EFE / EFG / KATANA	1982-1983	P400510850965	P400510600965			
	1984-1988	P400510850964/1	P400510600964/1			
1.100 cc. GSX 1100 F / G-LP SHAFT / KATANA	1988-1994	P400510850954	P400510600954			
1.100 cc. GSX 1100 T / SX / SZ	1980-1985	P400510850963	P400510600963			
1.100 cc. GSX-R 1100	1986-1988	P400510850960	P400510600960			
1.100 cc. GSX-R 1100 W	1992-1998	P400510850962	P400510600962			
1.150 cc. GS 1150	1983-1986	P400510850964/1	P400510600964/1			
1.200 cc. GSF 1200 BANDIT	1996-2006	P400510850910	P400510600910			
1.250 cc. GSF BANDIT 1250	2007-2012	P400510870062 *519 *20	P400510620062 *519 *20			
1.250 cc. GSX 1250	2010-2012	P400510870062 *20	P400510620062 *20			
1.250 cc. GSX FA 1250	2010-2012	P400510870062 *20	P400510620062 *20			

Per le guarnizioni sfuse consultare il catalogo on-line sul sito athenaparts.com

APPLICAZIONI / APPLICATIONS	ANNO / YEAR	 COMPLETE GASKETS KIT	 TOP END GASKETS KIT	 ENGINE OIL SEALS KIT	 CRANKSHAFT RE-BUILDING KIT	 EASY GASKETS KIT
SUZUKI						
1.300 cc. GSX-R 1300 HAYABUSA	1999-2006	P400510850999	P400510600999			
1.400 cc. VS 1400 GL / GLP INTRUDER	1987-2002	P400510850966	P400510600966	*20		
SYM						
50 cc. CINDERELLA	1999-2002	P400210850067	P400210600067	P400210400067		
50 cc. FIDDLE 50 / FIDDLE II 50	2008	P400550850002	P400210600218	P400210400218		
	2009	P400550600001	P400550600001	P400210400218		
50 cc. MIO 50	2006-2009	P400550850003	P400550600003	P400550400003		
50 cc. SYMPLY 50 / SYMPLY II 50	2007-2008	P400550850002	P400210600218	P400210400218		
	2009	P400550850001	P400550600001	P400210400218		
125 cc. FIDDLE /II 125	2008-2009	P400550600009	P400550600009	P400550400009		
	2010	P400550870006	*20	P400550620006	*20	P400550400006
125 cc. GTS JOYMAX 125	2006-2007	P400550850004	*37	P400550600004	P400550400004	EG5506-006
125 cc. HD 125 / HD2 / EU2 / EU3	2003-2004/-2007-2011	P400550850004	*37	P400550600004	P400550400004	EG5506-004
125 cc. HD EVO 125 / DT / TAMBURO	2005-2010	P400550850004	*37	P400550600004	P400550400004	EG5506-004
125 cc. JOYRIDE 125 / EU2	2003-2006	P400550850004	*37	P400550600004	P400550400004	EG5506-004
125 cc. JOYRIDE 125 EVO	2007-2010	P400550850004	*37	P400550600004	P400550400004	EG5506-004
125 cc. NEW DUKE 125	2000-2001	P400210850137				
	2000-2001	P400325600002				EG3256-002
125 cc. SYMPHONY 125 /D./S./SR	2009-2010	P400550870006	*20	P400550620006	*20	P400550400006
125 cc. X PRO 125	2013	P400550870006	*20	P400550620006	*20	P400550400006
150 cc. SUPER DUKE 150	1999-2002	P400210850141		P400210600141	P400210400141	
150 cc. SYMPHONY 150	2009	P400550870007	*20	P400550620007	*20	P400550400006
150 cc. SYMPHONY S 150	2010	P400550870007	*20	P400550620007	*20	P400550400006
150 cc. SYMPHONY SR 150	2010	P400550870007	*20	P400550620007	*20	P400550400006
200 cc. HD 200 EVO/EU2/EU3 /TAMBURO I	2003-2011	P400550850005	*37	P400550600005	P400550400004	EG5506-005
200 cc. JOYRIDE 200 / EU2 / EU3 I	2005-2009	P400550850005	*37	P400550600005	P400550400004	EG5506-005
YAMAHA						
50 cc. BOOSTER 50	1990-1995	P400485850002	P400485600002	P400485400002	P400130444001	*779
	1990-1995			P4E0485400002	*24	P400130444005
	1990-1995					P4E0130444002
						*520 *782
50 cc. BW'S 50	2004-2013	P400485850002	P400485600002	P400485400002		
50 cc. BW'S BUMP 50	1997-1998	P400485850002	P400485600002	P400485400002	P4E0130444002	*520 *782
	1997-1998			P4E0485400002	*24	P400130444001
	1997-1998					*779
						P400130444005
						*781
50 cc. BW'S NAKED 50	2003-2004/09-12	P400485850002	P400485600002	P400485400002		
50 cc. BW'S NEXT GENERATION 50	1997-1999				P4E0130444002	*520 *782
	1997-1999					P400130444001
	1997-1999					*779
	1997-2005			P4E0485400002	*24	P400130444005
	1997-2006	P400485850002	P400485600002	P400485400002		
50 cc. BW'S NEXT GENERATION 50 KAT	1999-2000	P400485850002	P400485600002	P400485400002		
	1999-2000			P4E0485400002	*24	
50 cc. BW'S ORIGINAL 50 / SPY	1997-1999					P400130444001
	1997-1999					*779
	1997-1999					P400130444005
	1997-1999					*781
	1997-2003	P400485850002	P400485600002	P4E0485400002	*24	P4E0130444002
	1997-2003			P400485400002		*520 *782
50 cc. BW'S ORIGINAL EURO2 50	2003	P400485850002	P400485600002	P400485400002		
50 cc. BW'S R 50	2001	P400485850002	P400485600002	P400485400002		
50 cc. C3 50	2009-2011	P400485850172	P400485600172	P400485400172		
50 cc. CR Z TARGET 50	1991-1995	P4E0485850012	*24	P400485600012	P400485400005	
	1991-1995	P400485850012				
50 cc. CS 50 JOG R EURO2	2002-2005	P400485850007	P400485600006	P400485400002		
50 cc. CS JOG R 50	2002-2011	P400485850007	P400485600006	P400485400002		
50 cc. CT 50 SUPER SPORT	1992-1995	P4E0485850008	*24	P400485400005		
	1992-1995	P400485850008				
50 cc. CW 50 RS SPY	1995-1998	P400485850002	P400485600002	P400485400002	P400130444001	*779
	1995-1998			P4E0485400002	*24	P400130444005
	1995-1998					P4E0130444002
						*520 *782
50 cc. CW BW'S ORIGINAL EURO2 50	2002	P400485850002	P400485600002	P400485400002		
50 cc. CW L BW'S 50	2003-2004	P400485850002	P400485600002	P400485400002		
50 cc. CW SP BW'S ORIGINAL EURO2 50	2002	P400485850002	P400485600002	P400485400002		
50 cc. DT 50 / R / ST / MX	1973-1983	P400485850001	P400485600001			
50 cc. DT 50 LC / D				P400485400005		

For all loose gaskets please visit athenaparts.com

APPLICAZIONI / APPLICATIONS	ANNO / YEAR	 COMPLETE GASKETS KIT	 TOP END GASKETS KIT	 ENGINE OIL SEALS KIT	 CRANKSHAFT RE-BUILDING KIT	 EASY GASKETS KIT
YAMAHA						
50 cc. DT 50 LC / D	1986		P400485600011			
	1988-1993	P400485850010	P400485600010	P4E0485400010	*24	
	2000		P400485600026			
	2000		P4E0485600026	*24		
50 cc. DT 50 R	2003-2010	P400130850204	P400130600204	P400130400204/1		
50 cc. DT 50 U / W / A	1986		P400485600011	*443		
	1988-1990	P400485850010	*444	P400485600010	*444	
50 cc. DT X 50	2003-2010	P400130850204	P400130600204	P400130400204/1		
50 cc. EW SLIDER 50	2000-2002	P400485850002	P400485600002	P400485400002		
	2000-2002			P4E0485400002	*24	
50 cc. FS1 / FS1 DX / E DX DISC	1974-1991	P400485850003	P400485600003			
50 cc. GT 50	1973-1983	P400485850001	P400485600001			
50 cc. LC 50	1980-1981	P400485850004	P400485600004			
50 cc. MA 50	1994-1995	P400485850021	P400485600021	P400485400002	P400130444001	*779
	1994-1995				P400130444005	*781
	1994-1995				P4E0130444002	*520 *782
50 cc. MA 50 M / MJ 50	1981	P400485850004	P400485600004			
	1982	P400485850004	P400485600004			
50 cc. MS / PW / QT 50	1979-1995	P400485850004	P400485600004			
50 cc. MY 50	1993	P400485850007	P400485600006	P400485400002		
	1993			P4E0485400002	*24	
50 cc. NS AEROX / NAKED 50	2013	P400485850021	P400485600021	P400485400002		
	2013	P400485850021				
	2013	P400485850021				
50 cc. RD 50 / DX / M	1975-1977	P400485850001	P400485600001			
50 cc. RZ 50 LC	1986		P400485600011			
	1988-1993	P400485850010	P400485600010	P4E0485400010Alt.	*24	
50 cc. SA 50 PASSOLA	1979-1987	P400485850016	P400485600004			
50 cc. SG 50 STING	1981-1983	P400485850004	P400485600004			
50 cc. TY 50	1977-1980	P400485850001	P400485600001			
50 cc. TZR 50	2003-2010	P400130850204	P400130600204	P400130400204/1		
50 cc. XC BELUGA 50	1989-1993	P400485850005		P400485400005		
50 cc. XF 50 YR/Y5	2009	P400485850172	P400485600172	P400485400172		
50 cc. XF GIGGLE 50	2008	P400485850172	P400485600172	P400485400172		
50 cc. YAR AXIS 50	1995-1996	P400485850006	P400485600006	P400485400002	P400130444001	*779
	1995-1996				P400130444005	*781
	1995-1996				P4E0130444002	*520 *782
50 cc. YA ZA JOG Z 50	1990-1995				P400130444001	*779
	1990-1995				P400130444005	*781
	1990-1995				P4E0130444002	*520 *782
	1990-1996	P400485850006	P400485600006	P400485400002		
	1990-1996			P4E0485400002	*24	
50 cc. YH 50 WHY EURO1	1999-2000	P400485850007	P400485600006	P400485400002		
50 cc. YH 50 WHY EURO2	2003-2005	P400485850007	P400485600006	P400485400002		
50 cc. YH WHY 50	1999/2001-2002/2006	P400485850007	P400485600006	P400485400002		
	1999-2002			P4E0485400002	*24	
50 cc. YM 50 BREEZE	1994-1995	P400485850006	P400485600006	P400485400002	P400130444001	*779
	1994-1995			P4E0485400002	*24	P400130444005
	1994-1995				P4E0130444002	*520 *782
50 cc. YN 50 NEO'S EURO2	2002-2003	P400485850007	P400485600006	P400485400002		
50 cc. YN NEO'S 4 50	2009-2012	P400485850172	P400485600172	P400485400172		
50 cc. YN R NEO'S 50 / OVETTO	1997-2002	P400485850007	P400485600006	P400485400002		
	1997-2002			P4E0485400002	*24	
50 cc. YQ AEROX 50 LC	2004-2012	P400485850021	P400485600021	P400485400002		
50 cc. YQ L AEROX EURO2 50	2003	P400485850021	P400485600021	P400485400002		
50 cc. YRS 50	1987-1992	P400485850017	P400485600017			
50 cc. YSR 50 LC	1987-1992	P400485850017	P400485600017			
50 cc. YW50 ZUMA 50	2002-2011	P400485850162	P400485600162	P400485400002		
	2008-2011				P400130444001	*779
	2012-2013	P400485850172	P400485600172	P400485400172		
60 cc. MR / RD 60	1973-1975	P400485850001	P400485600001			
	1973-1983	P400485850001	P400485600001			
60 cc. YF 60 S	1984-1987	P400485850060	P400485600060			
80 cc. CH 80 BELUGA	1990-1993	P400485850082	P400485600082	P400485400005		EG4856-082

Per le guarnizioni sfuse consultare il catalogo on-line sul sito athenaparts.com

APPLICAZIONI / APPLICATIONS	ANNO / YEAR	 COMPLETE GASKETS KIT	 TOP END GASKETS KIT	 ENGINE OIL SEALS KIT	 CRANKSHAFT RE-BUILDING KIT	 EASY GASKETS KIT
YAMAHA						
80 cc. GT 80 / MX	1973-1982	P400485850086	P40048560086			
80 cc. RD 80	1982-1983	P400485850080	P40048560080			
80 cc. RD 80 LC / MX	1981-1982	P400485850086	P40048560086			
80 cc. T 80 TOWNMATE	1986-1993		P40048560084			
80 cc. TY 80	1974-1975	P400485850086	P40048560086			
80 cc. TZR 80	1986-1993	P400485850081	P40048560081			
80 cc. TZR 80 R	1992-1994	P400485850083		P400485400083		
80 cc. V 80	1983	P400485850085	P40048560085			
100 cc. BWS 100	1999-2001	P400485850031	P40048560031	P400485400031		
100 cc. DT 100	1974-1993	P400485850103	P400485600103			
100 cc. L2 C / G	1978-1981	P400485850105	P400485600105			
100 cc. MX 100	1974-1975	P400485850103	P400485600103			
100 cc. RS 100	1975-1977	P400485850108	P400485600108			
100 cc. YB 100 F	1978-1981	P400485850105	P400485600105			
100 cc. YL2	1978-1981	P400485850105	P400485600105			
100 cc. YN NEO'S 100	1999-2002	P400485850031	P40048560031	P400485400031		
100 cc. YQ AEROX 100	2000-2002	P400485850031	P40048560031	P400485400031		
110 cc. F1Z		P4E0485850024 *24				
115 cc. RX 115	1981	P400485850107	P400485600107			
125 cc. DT 125 / RD 125				P400485400048		
	1974-1977	P400485850131	P400485600131			
	1977-1979	P400485850133	P400485600133			
	1980-1981	P400485850101	P400485600101			
	1982-1983	P400485850127	P400485600127			
	1985-1987	P400485850106	P400485600106			
	1988-1990	P400485850100	P400485600100			
125 cc. DT 125 R/RE/X	1988	P4E0485850102 *24	P400485600102			
	1988	P400485850102	P4E0485600102 *24			
	1993-1994	P400485850129	P400485600102			
	1999-2000			P400485400048		
	1999-2006	P400485850034	P400485600034	P400485400048		P400485444034
125 cc. DT 125 X SUPERMOTARD	2005-2006					P400485444034
125 cc. MX 125	1974-1975	P400485850131	P400485600131			
125 cc. NXC CYGNUS X 125	2004-2010	P400485850112	P400485600112	P400485400112		EG4856-112
125 cc. RD 125 LC YPVS	1982	P400485850127	P400485600127			
	1985-1990	P400485850106	P400485600106			
125 cc. RS 125	1982-1986	P400485850128	P400485600128			
125 cc. RX 125	1982-1986	P400485850128	P400485600128			
125 cc. SR 125	1995	P400485850136	P400485600136	P400485400136		
125 cc. TDR 125	1989-1993	P400485850104	P400485600104			
	1994-1995	P400485850129	P400485600102			
125 cc. TDR 125 MINARELLI	1988-1993	P400485850102	P400485600102			
	1988-1993	P4E0485850102 *24	P4E0485600102 *24			
125 cc. TZR 125 R / RR	1987-1993	P400485850104	P400485600104			
	1991-1995				P400485444104	
	1994-1995	P400485850129	P400485600102			
125 cc. XC 125 BELUGA	1990-1995	P400485850126	P400485600126			EG4856-126
125 cc. XC 125M RIVA USA	2001	P400485850126	P400485600126			EG4856-126
125 cc. XC 125N USA	2001	P400485850126	P400485600126			EG4856-126
125 cc. XC CYGNUS 125 4T	1995-2003	P400485850015	P400485600015	P400485400015		EG4856-015
125 cc. X-CITY 125 VP	2008	P400485850119	P400485600119	P400485400119		EG4856-119
125 cc. X-MAX 125 YP R / ABS	2006-2013	P400485850119	P400485600119	P400485400119		EG4856-119
125 cc. XN TEO'S 125 4T LC	2000	P400485850117	P400485600117	P400325400001		EG4856-117
125 cc. XQ MAXTER 125 4T LC	2001-2002	P400485850117	P400485600117	P400325400001		EG4856-117
125 cc. XT 125	1982-1985	P400485850134	P400485600134			
125 cc. XT 125 X / R	2005-2008	P400485850157	P400485600157	P400485400157		
125 cc. XV 125 VIRAGO	1997-1999	P400485850022	P400485600022	P400485400022		
125 cc. YP 125 E MAJESTY 4T	2003-2005/2008			P400485400067		
	2003-2007	P400485850117	P400485600117			EG4856-117
125 cc. YP MAJESTY 125 4T	1998-2002	P400485850117	P400485600117	P400325400001		EG4856-117
125 cc. YW BWS 125	2010-2011	P400485850112	P400485600112	P400485400112		EG4856-112
125 cc. YZF 125 R	2008-2013	P400485850164	P400485600119			
125 cc. Z 125		P400485850138		P400485400046		





For all loose gaskets please visit athenaparts.com

APPLICAZIONI / APPLICATIONS	ANNO / YEAR	 COMPLETE GASKETS KIT	 TOP END GASKETS KIT	 ENGINE OIL SEALS KIT	 CRANKSHAFT RE-BUILDING KIT	 EASY GASKETS KIT
YAMAHA						
125 cc. ZUMA 125	2009-2013	P400485850112	P400485600112	P400485400112		EG4856-112
135 cc. RXZ 135		P400485850211		P4E0485400211 *24		
		P4E0485850211 *24		P400485400211		
150 cc. XC 150 FLY ONE R	1997-1999	P400485850014	P400485600014	P400485400014		
150 cc. XN TEO'S 150 4T LC	2001-2002	P400325850001	P400325600001	P400325400001		EG3256-001
150 cc. XQ MAXTER 150 4T LC	2001-2002	P400325850001	P400325600001	P400325400001		EG3256-001
150 cc. YP MAJESTY 150 4T LC	2000-2002	P400325850001	P400325600001	P400325400001		EG3256-001
175 cc. DT 175		P4E0485850210 *24		P400485400210		
		P400485850210		P4E0485400210 *24		
175 cc. DT 175 A / B / C	1974-1976	P400485850177	P400485600177			
175 cc. DT 175 E / F / G / H / MX	1981-1985	P400485850175	P400485600175			
	1981-1985	P400485850175	P400485600175			
175 cc. IT 175	1977-1985	P400485850175	P400485600175			
175 cc. MX 175	1974-1975	P400485850177	P400485600177			
175 cc. TY 175	1975-1980	P400485850177	P400485600177			
175 cc. X 175 F / G / H	1979-1985	P400485850175	P400485600175			
180 cc. XV 125CC. B.BORE 180CC.	1991-1992		P400485600049			
	1995-2002		P400485600049			
180 cc. YP 180 E MAJESTY	2003-2004			P400325400001		
	2003-2006	P400485850064	P400485600064			EG4856-064
200 cc. BW 200 N / S / ES / ET / EU	1982-1983	P400485850206	P400485600206			EG4856-206
200 cc. CS 3 C / 5	1970-1972	P400485850202	P400485600202			
200 cc. DT 200 R				P400485400048		
	1986-1988	P400485850209	P400485600209			
	1988-1992	P400485850207	P400485600207			
200 cc. ED 200	1970-1976	P400485850202	P400485600202			
200 cc. TW 200	1988-1996	P400485850201	P400485600201			
	1997-2013	P400485850165	P400485600165			
200 cc. WR 200 RE				P400485400047		
	1993	P400485850208	P400485600208			
200 cc. XT 200	1982-1983	P400485850206	P400485600206			
225 cc. XT 225	1992-2002	P400485850044 *158				
250 cc. DT 250	1977-1982	P400485850266	P400485600265			
250 cc. IT 250	1979-1980	P400485850260	P400485600260			
	1981-1985	P400485850261	P400485600261			
250 cc. RD 250 / A / B / C / D / LC / YPVS	1973-1975	P400485850262	P400485600262			
	1976-1979	P400485850256	P400485600256			
	1980-1982	P400485850250	P400485600250			
	1984	P400485850269	P400485600269			
250 cc. SR 250 SE / G / H / TH	1980-1983	P400485850257	P400485600257			
250 cc. SR 250 SE / SPECIAL	1980-1982	P400485850252	P400485600252			
250 cc. TDR 250	1988	P400485850258	P400485600258			
250 cc. TT 250	1980-1984	P400485850252	P400485600252			
	1990	P400485850268	P400485600268			
250 cc. TT 250 G / H / J	1980-1982	P400485850259	P400485600257			
250 cc. TY 250 A / C / D	1976-1980	P400485850265	P400485600265			
250 cc. TZR 250	1987-1992	P400485850258	P400485600258			
250 cc. X-CITY 250 VP	2007-2012	P400485850249	P400485600249	P400485400066		EG4856-249
250 cc. X-MAX 250 YP R / BLACK	2005-2013	P400485850249	P400485600249	P400485400066		EG4856-249
250 cc. XT 250	1980-1983	P400485850259	P400485600257			
	1984	P400485850252	P400485600252			
	1990	P400485850268	P400485600268			
	2008-2012	P400485850166	P400485600166			
250 cc. XV 250 V STAR	2008-2011	P400485850255	P400485600255			
250 cc. XV 250 VIRAGO	1990-2007	P400485850255	P400485600255			
250 cc. YP 250 MAJESTY 4T LC / DX / ABS	1996-2003	P400485850249 *126	P400485600249	P400485400249		EG4856-249
250 cc. YTZ 250	1985-1986	P400485850263	P400485600263			
300 cc. VERSITY XC 300	2003-2005	P400485850066 *157 *37	P400485600066 *37	P400485400066		EG4856-066
300 cc. VP VERSITY 300	2003-2006	P400485850066 *37	P400485600066 *37	P400485400066		EG4856-066
350 cc. RD 350 YPVS / LC / LCF	1973-1975	P400485850352	P400485600352			
	1980-1982	P400485850300	P400485600300			
	1983-1993	P400485850310	P400485600310 *722			
350 cc. RZ 350	1983-1993	P400485850310	P400485600310 *722			
350 cc. TT / XT 350	1986-1997				P400485444028	

Per le guarnizioni sfuse consultare il catalogo on-line sul sito athenaparts.com

APPLICAZIONI / APPLICATIONS	ANNO / YEAR	 COMPLETE GASKETS KIT	 TOP END GASKETS KIT	 ENGINE OIL SEALS KIT	 CRANKSHAFT RE-BUILDING KIT	 EASY GASKETS KIT
YAMAHA	350 cc. TT 350 S / T / A	1985-1995	P400485850312	P400485600312		
		1986-1997			P400485444028	
	350 cc. XT 350 S / SC / T / T CUB	1985-1993	P400485850312	P400485600312		
	360 cc. XS 360	1976-1977	P400485850360	P400485600360		
	400 cc. FZR 400	1988-1994	P400485850402/2	P400485600402/1		
	400 cc. RD 400 S / C / D / E / F	1976-1979	P400485850401	P400485600401		
	400 cc. XS 400	1977-1982	P400485850400	P400485600400		
	400 cc. XS 400 J / K DOHC	1982-1987	P400485850403	P400485600403		
	400 cc. YP 400 MAJESTY / ABS	2004-2006	P400485870068	P400485620068		
		2004-2013			P400485400068	EG4856-068
		2007-2013	P400485870155	P400485620155		
	490 cc. IT 490	1982-1983	P400485850490	P400485600490		
	490 cc. TZ 490	1982-1983	P400485850490	P400485600490		
	500 cc. SR 500 E / F / G / SP	1978-1987	P400485850520	P400485600520		
	500 cc. TT 500	1976-1981	P400485850520	P400485600520		
	500 cc. XP T-MAX 500 / ABS	2001-2011	P400485850503	P400485600503	P400485400503	EG4856-503
	500 cc. XT 500	1976-1983	P400485850520	P400485600520		
	500 cc. XT 500 E	1982-1986	P400485850501	P400485600501		
	500 cc. XV 500 K VIRAGO	1983	P400485850502	P400485600502		
	530 cc. XP T-MAX 530	2012-2013	P400485850184	P400485600184	P400485400503	EG4856-184
	535 cc. XV 535 / VIRAGO	1988-1996	P400485850502	P400485600502		
	550 cc. XJ 550	1981-1984	P400485850510	P400485600510		
	550 cc. XT 550	1982-1984	P400485850500	P400485600500		
	550 cc. XZ 550	1982-1984	P400485850521	P400485600521		
	600 cc. FJ 600 CHAIN DRIVE AC	1984-1985	P400485850602	P400485600602		
		1989-1990	P400485850602	P400485600602		
	600 cc. FZ 600	1986-1988	P400485850611	P400485600602		
	600 cc. FZ6 / ABS	2004-2007	P400485850604	P400485600604	P400485400604	
	600 cc. FZ6 FAZER 600	2004-2007	P400485850604	P400485600604	P400485400604	
	600 cc. FZ6 FAZER ABS	2006-2007	P400485850604	P400485600604	P400485400604	
	600 cc. FZ6 FAZER S2	2007-2008	P400485850604	P400485600604	P400485400604	
	600 cc. FZ6 FAZER S2 ABS	2008	P400485850604	P400485600604	P400485400604	
	600 cc. FZ6 S2 / ABS	2007-2008	P400485850604	P400485600604	P400485400604	
	600 cc. FZ6-NS 600	2005-2006	P400485850604	P400485600604	P400485400604	
	600 cc. FZ6R 600 USA	2011-2013	P400485870169	P400485620169		
	600 cc. FZR 600	1989-1993	P400485850622/2	P400485600622/1		
	600 cc. FZR 600 R	1994-1995	P400485850601	P400485600601		
	600 cc. FZS 600 FAZER	1998-2003	P400485850111	P400485600111	P400485400111	
	600 cc. SRX 600	1983-1988	P400485850610	P400485600610	P400485400032	
	600 cc. TT 600 E	1994-2001	P400485850032	P400485600032	P400485400032	
	600 cc. TT 600 N	1983-1988	P400485850610	P400485600610		
	600 cc. TT 600 R	1998-2002	P400485850032	P400485600032	P400485400032	
	600 cc. TT 600 RE	2004	P400485850032	P400485600032	P400485400032	
	600 cc. TT 600 W	1987-1999	P400485850612	P400485600612		
	600 cc. XJ 600 H / L / LC / N / NC	1984-1991	P400485850602	P400485600602		
		1995-1997	P400485850603	P400485600603		
	600 cc. XJ 600 S DIVERSION / CHAIN DRIVE	1991-2002	P400485850603	P400485600603		
		2009-2011	P400485870169	P400485620169		
	600 cc. XJ6-F DIVERSION 600	2010-2011	P400485870169	P400485620169		
	600 cc. XJ6-N / DIVERSION 600	2009-2013	P400485870169	P400485620169		
	600 cc. XT 600 U / UC / E / K TENERE'	1987-1994	P400485850612	P400485600612		
		1990-1995			P400485400051	
		1995-2002	P400485850032	P400485600032	P400485400052	
	600 cc. XT 600 L / LC / Z / TENENRE' / T / S / N	1983-1987	P400485850610	P400485600610		
		1990-1994			P400485400051	
		1995-2002			P400485400052	
	600 cc. YX 600 S / SC / T / TC	1986-1987	P400485850611	P400485600602		
	600 cc. YX 600 W / WC	1989	P400485850602	P400485600602		
	600 cc. YZF 600 R THUNDER CAT	1996-1998	P400485850601	P400485600601		
	600 cc. YZF 600 R6	1999-2002	P400485850023	P400485600023		
		2003-2005	P400485850604	P400485600604		
		2006-2013	P400485850098	P400485600098	*20	
	650 cc. TX 650	1973-1974	P400485850620	P400485600620		
	650 cc. XJ 650 G / H / LH / RJ EUROPA	1980-1982	P400485850651	P400485600651		




For all loose gaskets please visit athenaparts.com

APPLICAZIONI / APPLICATIONS	ANNO / YEAR	 COMPLETE GASKETS KIT	 TOP END GASKETS KIT	 ENGINE OIL SEALS KIT	 CRANKSHAFT RE-BUILDING KIT	 EASY GASKETS KIT
YAMAHA						
650 cc. XJ 650 J / K MAXIM AMERICA	1980-1983	P400485850600	P400485600600			
650 cc. XJ 650 T / LJ / LK TURBO	1982-1985	P400485850652	P400485600652			
650 cc. XS / XS1 / XS2	1972-1983	P400485850620	P400485600620			
650 cc. XS 650	1975-1981	P400485850620	P400485600620			
650 cc. XVS DRAG STAR	1997-2006	P400485850054	P400485600054	P400485400054		
650 cc. XVS DRAG STAR / A CLASSIC	1998-2002	P400485850054	P400485600054	P400485400054		
660 cc. MT-03 660	2006-2009	P400010850026	P400010600026			
660 cc. MZ 660 SCORPION	1991-1994	P400485850660/1	P400485600041			
660 cc. SZR 660	1995-1997	P400485850660/1	P400485600041			
660 cc. XT 660 R / X	2004-2011	P400010850026	P400010600026			
660 cc. XTZ 660 TENERE'	1991-1997	P400485850660/1	P400485600041			
	2008-2012	P400010850026	P400010600026			
750 cc. FZ 750	1985-1991	P400485850720	P400485600720			
750 cc. FZR 750	1987-1988	P400485850720	P400485600720			
750 cc. FZR 750 R	1990-1992	P400485850723/1	P400485600723/1			
750 cc. FZX 750 FASER	1987	P400485850720	P400485600720			
750 cc. GX 750	1976-1980	P400485850701	P400485600701			
750 cc. XJ 750	1981-1984	P400485850710	P400485600710			
750 cc. XS 750	1976-1980	P400485850701	P400485600701			
750 cc. XTZ 750 SUPER TENERE'	1989-1995	P400485850722	P400485600722			
750 cc. XV 750 VIRAGO	1981-1987	P400485850700	P400485600700			
	1988-1996	P400485850721	P400485600721			
750 cc. YZF 750 R7 OW02	1999-2000	P400485850751	P400485600751			
750 cc. YZF 750 SP / R	1993-1998	P400485850750	P400485600750			
800 cc. FZ8 800	2011-2012	P400485870180 *20	P400485620180 *20			
850 cc. TDM 850	1991-2001	P400485850033	P400485600033	P400485400033		
850 cc. XS 850	1980-1985	P400485850851	P400485600851			
900 cc. DTM 900	2002-2009	P400485850158	P400485600158	P400485400158		
900 cc. TDM 900	2002-2010	P400485850158	P400485600158	P400485400158		
900 cc. XJ 900 F SECA	1983-1993	P400485850910	P400485600910			
920 cc. XV 920 RH / J / RJ / K	1981-1983	P400485850900	P400485600900			
1.000 cc. FZ1 1000	2006-2013	P400485850161	P400485600161			
1.000 cc. FZ1 FAZER 1000 (ABS)	2006-2012	P400485850161	P400485600161			
1.000 cc. FZR 1000 GENESIS / EXUP / D / DC / E / EC	1986-1988	P400485850960/1	P400485600960/1			
1.000 cc. FZS 1000 FAZER	2001-2005	P400485870160	P400485620160	*20		
	2001-2005	P400485850160	P400485600160			
1.000 cc. GT 1000	1989-1995	P400485850961/1	P400485600961/1			
1.000 cc. GTS 1000 AE / AEC	1993-1994	P400485850961/1	P400485600961/1			
1.000 cc. XV 1000 SE / VIRAGO	1981-1983	P400485850950	P400485600950			
	1984-1999	P400485850951	P400485600951			
1.000 cc. YZF 1000 R THUNDER ACE	1996-1997	P400485850961/1	P400485600961/1			
1.000 cc. YZF 1000 R1	1998-2001	P400485850983	P400485600983			
	2002-2003	P400485850984	P400485600984			
	2004-2006	P400485870065	P400485620065	*20		
	2007-2008	P400485870159	P400485620159	*20		
	2007-2008	P400485850159	P400485600159			
	2009-2013	P400485870167	P400485620167			
1.100 cc. FJ 1100	1984-1985	P400485850980/1	P400485600980/1			
1.100 cc. XJ 1100	1982	P400485850981	P400485600981			
1.100 cc. XS 1100	1978-1981	P400485850982	P400485600982			
1.100 cc. XV 1100 VIRAGO	1988-1999	P400485850951	P400485600951			
1.200 cc. FJ 1200 / ABS	1986-1993	P400485850985/1	P400485600985/1			
1.200 cc. V-MAX 1200	1985-1998	P400485850986	P400485600986			
1.200 cc. XT 1200 Z SUPER TENERE	2010-2013	P400485870181 *20	P400485620181 *20			
1.200 cc. XVZ 12 / D / TD VENTURE ROYALE	1983-1985	P400485850986	P400485600986			
1.200 cc. XVZ 12 / T VENTURE	1983-1985	P400485850986	P400485600986			
1.300 cc. FJR 1300	2001-2013	P400485870171 *20	P400485620171 *20			
1.300 cc. FJR 1300 ABS	2001-2012	P400485870171 *20	P400485620171 *20			
1.300 cc. FJR A 1300	2001-2012	P400485870171 *20	P400485620171 *20			
1.300 cc. FJR AS 1300	2001-2012	P400485870171 *20	P400485620171 *20			
1.300 cc. XJR 1300 / XJR 1300 SP	1999-2011	P400485870168	P400485620168	*20		
1.300 cc. XVZ 13 VENTURE / VENTURE ROYALE	1986-1992	P400485850986	P400485600986			
1.700 cc. V-MAX 1700	2009-2013	P400485870170	P400485620170	*20		

Per le guarnizioni sfuse consultare il catalogo on-line sul sito athenaparts.com

APPLICAZIONI / APPLICATIONS	ANNO / YEAR	 COMPLETE GASKETS KIT	 TOP END GASKETS KIT	 ENGINE OIL SEALS KIT
AGRATI				
50 cc. COMO		P400160850123		
AJES				
500 cc. 4T MONOCILINDRICA		P400006850030		
ALPINO				
48 cc. 2T 3 SPEED F.		P400007850020		
48 cc. 2T C.F.		P400007850010		
48 cc. 2T E.M.		P400007850040		
48 cc. 2T R.		P400007850030		
63 cc. 2T		P400007850050		
75 cc. 2T		P400007850060		
125 cc. 2T		P400007850070		
ASPES				
125 cc. 2T HOPI R.G.C. 125		P400020850010		
125 cc. 2T R.C.C.S. 125		P400020850020		
125 cc. 2T YUMA 125		P400020850020		
ASTORIA				
125 cc. 2T		P400025850010		
ATALA				
50 cc. 2T III SERIE MOD.112 / 114 50		P400030850035		
50 cc. CALIFFO		P400030850010		
50 cc. CALIFFONE / MINI CALIFFO	1982-1993	P400030850020		
50 cc. CALIFFONE BIMARCIA	1982-1993	P400030900021Alt.		
50 cc. CALIFFONE CENTRIMATIC		P400030850030		
50 cc. CALIFFONE MONOMARCIA	1982-1993	P400030900020Alt.		
50 cc. LYGIE 50	1982-1993	P400030850050		
50 cc. MOD. 118 / 119		P400030850010		
50 cc. MOD. 121		P400030850040		
50 cc. MOD. 122		P400030850030		
	1982-1993	P400030900020Alt.		
	1982-1993	P400030850020		
B.M.				
48 cc. 4T		P400066850010		
BAIO				
100 cc. 4T		P400033850010		
BENELLI				
48 cc. 2T 3 SPEED / 3VK		P400050850010		
48 cc. 2T MAGNUM 3 / 4 SPEED		P400050850010		
48 cc. 2T MINI BIKE / MINI CROSS		P400050850010		
50 cc. 2T 5 SPEED		P400050850060		
50 cc. 2T MAGNUM 5		P400050850060		
50 cc. BOBO		P400050850040		
50 cc. CITY BIKE		P400050850040		
50 cc. GENTLEMAN / GENTLEMAN FAK		P400050850040		
50 cc. MOTORELLA		P400050850040		
60 cc. 2T		P400050850070		
98 cc. 2T LETIZIA		P400050850082		
125 cc. 2T 2 CIL. 125		P400050850110		
125 cc. 2T 2 CIL. S.E.		P400050850120		
125 cc. 2T CROSS 5 SPEED		P400050850090		
125 cc. 2T LEONCINO I SERIE		P400050850121		
125 cc. 2T LEONCINO ULTIMO TIPO		P400050850123		
125 cc. 4T	1960	P400050850124		
125 cc. 4T 5 SPEED		P400050850100		
125 cc. 4T EXTRA 125		P400050850125		
125 cc. 4V LEONCINO 125		P400050850122		
125 cc. CANNE CROMATE 125		P400050850126		
125 cc. SPORT 125		P400050850127		
175 cc. 4T		P400050850129		
250 cc. 2T 2 CIL.		P400050850130		
250 cc. 4T 1 CIL.		P400050850140		




For all loose gaskets please visit athenaparts.com

APPLICAZIONI / APPLICATIONS	ANNO / YEAR	 COMPLETE GASKETS KIT	 TOP END GASKETS KIT	 ENGINE OIL SEALS KIT
BENELLI				
250 cc. LEONESSA 4T		P400050850141		
250 cc. SPECIAL SPORT 4T		P400050850140		
500 cc. 500 4 CIL. (CON O-RING)		P400050850150		
654 cc. 4T 4 CIL.		P400050850152		
750 cc. 4T 6 CIL.		P400050850160		
900 cc. 4T 6 CIL.	1978-1988	P400050850170		
BERNEGH				
160 cc. 4T 2 CIL.		P400056850010		
BIANCHI				
50 cc. AQUILOTTO A CATENA		P400065850030		
50 cc. AQUILOTTO A RULLO		P400065850030		
50 cc. ORSETTO II SERIE		P400065850090		
55 cc. 2T FALCO		P400065850060		
75 cc. 2T GARDENA		P400065850070		
125 cc. 2T		P400065850120		
125 cc. 2T BERNINA I SERIE		P400065850140		
125 cc. 2T BERNINA II SERIE		P400065850140		
125 cc. 2T FRECCIA CELESTE		P400065850120		
125 cc. 2T MENDOLA		P400065850100		
125 cc. 2T MENDOLINO		P400065850110		
125 cc. 2T SCUDO DEL SUD		P400065850120		
175 cc. 2T CERVINO		P400065850160		
175 cc. 2T SILA		P400065850180		
175 cc. 4T TONALE		P400065850170		
203 cc. 4T		P400065850190		
350 cc. 350	1963	P400065850200		
BSA				
250 cc. STARTFIRE 250	1966-1970	P400078850250		
440 cc. 440 VICTOR B 44	1964-1970	P400078850444		
440 cc. B40 G 440	1964-1970	P400078850444		
550 cc. A50 TWIN 550	1970-1971		P400078600500	
650 cc. A65 TWIN 650	1962-1973	P400078850650	P400078600650	
650 cc. OHV A10 GOLDEN 650	1950-1963	P400078850649		
650 cc. ROAD ROCKET 650	1950-1963	P400078850649		
650 cc. SUPER ROCKET 650	1950-1963	P400078850649		
750 cc. OHV A75 750	1968-1972	P400468850753		
BULTACO				
0 cc. TUTTI I TIPI- ALL TYPES		P400080850010		
CAPRIOLO				
75 cc. 4T		P400093850010		
75 cc. 4T I S		P400093850030		
100 cc. 4T		P400093850040		
125 cc. 4T		P400093850050		
	1960	P400093850060		
150 cc. 4T		P400093850070		
CECCATO				
49 cc. 2T 2 VEL. A CATENA		P400094850030		
49 cc. 2T A RULLO I S.		P400094850010		
49 cc. 2T A RULLO II S.		P400094850020		
75 cc. 2T		P400094850040		
175 cc. 4T TURISMO		P400094850080		
CIMATTI				
50 cc. 2T		P400095850010		
CM				
175 cc. 4T		P400096850010		
CZ				
125 cc. 125		P400098850010		
175 cc. 175		P400098850010		
DEVIL				
160 cc. 2T		P400106850010		
DKW				



Per le guarnizioni sfuse consultare il catalogo on-line sul sito athenaparts.com

APPLICAZIONI / APPLICATIONS	ANNO / YEAR	 COMPLETE GASKETS KIT	 TOP END GASKETS KIT	 ENGINE OIL SEALS KIT
DKW				
125 cc. 2T		P400112850020		
125 cc. RT 125		P400112850015		
175 cc. RT 175 S/VS	1953-1957	P400112850025		
DUCATI				
50 cc. 2T S.L. 50		P400110850030		
50 cc. CUCCIOLO T1 50	1946-1948	P400110850021		
50 cc. CUCCIOLO T2 50	1950-1955	P400110850022		
50 cc. PIUMA I S. BRISK 50	1961	P400110850010		
65 cc. 60 / 65 4T	1950-1955	P400110850031		
85 cc. 85 4T	1959-1966	P400110850032		
98 cc. 98 4T I S. TURISMO		P400110850037		
98 cc. 98 4T II S. TURISMO		P400110850038		
100 cc. 100 4T	1968	P400110850040		
125 cc. AUREA 125	1961-1966	P400110850051		
125 cc. MONOALBERO SPORT	1956-1961	P400110850052		
125 cc. SPORT 125	1968	P400110850040		
160 cc. JUNIOR / MONZA 160	1968	P400110850040		
175 cc. 175 4T	1959-1964	P400110850080		
200 cc. ELITE 200	1959-1964	P400110850080		
250 cc. DESMO 250	1968-1973	P400110850100		P400110400100
250 cc. DIANA 250	1959-1964	P400110850080		
250 cc. SCRAMBLER 250	1968-1973	P400110850100		P400110400100
350 cc. 4T BICILINDRO 350		P400110850110		
350 cc. DESMO 350	1968-1973	P400110850100		P400110400100
350 cc. F3 / INDIANA / PANTAH 350	1978-1989	P400090850130/1	P400090600130/1	P400090400130
350 cc. SCRAMBLER 350	1968-1973	P400110850100		P400110400100
750 cc. GT 750	1972-1974	P400110850750/1	P400110600750/1	P400110400750
750 cc. S 750	1972-1974	P400110850750/1	P400110600750/1	P400110400750
750 cc. SUPERSPORT 750	1972-1974	P400110850750/1	P400110600750/1	P400110400750
	1985-1997	P400090850240/1	P400090600240/1	P400090400240
	1999	P400110300998+		
	1999	P400110600751+	P400110600751	P400110400101
860 cc. GTS 860	1973-1974	P400110850750/1	P400110600750/1	P400110400750
900 cc. GT 900	1975-1983	P400110850900/1	P400110600900/1	P400110400900
900 cc. MHR SS 900	1979-1982	P400110850910/1	P400110600910/1	P400110400910
900 cc. SUPERSPORT 900	1975-1983	P400110850900/1	P400110600900/1	P400110400900
	1989-1996	P400110300920/1+	*718 P400110600906/1	
	1998-1999	P400110300998+	P400110600906/1	P400110400906
FLANDRIA				
50 cc. FLANDRIA		P400140850010		
GABBIANO				
125 cc. 2T		P400154850010		
GARELLI				
0 cc. M / M2 / M3		P400160850020		
0 cc. VIP MOD. POLINI		P400160850120		
38 cc. MOSQUITO 38	1950	P400160850126		
38 cc. MOSQUITO B 38	1950	P400160850128		
50 cc. 4 V		P400160850020		
50 cc. CICLONE	1986-1988	P400160850110		P400160400110
50 cc. CICLONE LC	1986-1988	P400160850111		P400160400110
50 cc. EUREKA I-II S.	1986-1991	P400160850050	P400160600050	P400160400050
50 cc. EUROMOPED		P400160850010		
50 cc. FORMUNO	1986-1991	P400160850100	P400160600100	P400160400100
50 cc. GARELLI COMO		P400160850123		
50 cc. JUNIOR		P400160850020		
50 cc. KATIA I-II S. / GARY 50	1986-1991	P400160850050	P400160600050	P400160400050
50 cc. KL 50	1986-1988	P400160850110		P400160400110
50 cc. MOSQUITO		P400160850123		
50 cc. MOSQUITO B.M.G. 49		P400160850144		
50 cc. MOSQUITO I S.	1988	P400160850130		
50 cc. MOSQUITO II S.	1988	P400160850140		
50 cc. NOI / BIMATIC 2 SPEED / KATIA	1986-1991	P400160850050	P400160600050	P400160400050

For all loose gaskets please visit athenaparts.com

APPLICAZIONI / APPLICATIONS	ANNO / YEAR	 COMPLETE GASKETS KIT	 TOP END GASKETS KIT	 ENGINE OIL SEALS KIT
GARELLI				
50 cc. ROAD / RAID	1986-1991	P400160850100	P400160600100	P400160400100
50 cc. SAHEL 50 2T	1988-1992	P400160850112		P400160400112
50 cc. SUPERCICLONE 50	1988-1992	P400120850014		P400160400112
50 cc. TEAM 50	1986-1991	P400160850050	P400160600050	P400160400050
50 cc. TIGER		P400160850080		
	1988-1992	P400160850112		P400160400112
50 cc. URKA 2T 50	1988-1992	P400160850112		P400160400112
50 cc. VIP 1 / 2 / 3 / 4 / SUPER VIP 4	1986-1991	P400160850100	P400160600100	P400160400100
70 cc. FLEX 70		P400160850070		P400160400070
70 cc. GULP		P400160850020+ P400160850070+		P400160400070
70 cc. MOSQUITO 70 2T		P400160850145		
125 cc. 2T H20		P400160850150		
125 cc. MOSQUITO 125 4T		P400160850146		
GITAM				
50 cc. 2T 2 SPEED		P400180850030		
125 cc. 2T		P400180850040		
125 cc. 4T		P400180850050		
160 cc. 4T		P400180850060		
GUAZZONI				
49 cc. 2T		P400188850020		
49 cc. 2T 2 SPEED		P400188850010		
60 cc. MATTA I S.		P400188850030		
98 cc. 2T I S.		P400188850070		
98 cc. II S.		P400188850060		
125 cc. 125		P400188850080		
150 cc. 2T 3 SPEED		P400188850090		
175 cc. 2T 4 SPEED		P400188850110		
175 cc. 4T		P400188850100		
H.M.V.				
49 cc. 2T		P400205850010		
HIRO				
125 cc. 2T		P400200850010		
125 cc. H20	1981-1982	P400200850012		
250 cc. 2T		P400200850020		
250 cc. H20	1981-1982	P400200850022		
ISO				
0 cc. ISETTA CARRO		P400227850080		
0 cc. MOTO II S.		P400227850020		
0 cc. MOTO SPORT 3 SPEED		P400227850020		
0 cc. SCOOTER 2 / 1 I S.		P400227850010		
125 cc. S.T. D		P400227850040		
150 cc. 4 SPEED MOTOCARRO		P400227850070		
150 cc. 4 SPEED S		P400227850040		
150 cc. SCOOTER F		P400227850060		
400 cc. AUTOCARRO 400		P400227850100		
ITOM				
48 cc. 48 RULLO		P400230850010		
49 cc. 2T 3 SPEED		P400230850020		
49 cc. 2T ASTOR SUPER SPORT 4 SPEED		P400230850020		
49 cc. 2T JUNIOR		P400230850020		
50 cc. TOURIST		P400230850010		
65 cc. 2T TABOR		P400230850050		
JAWA				
0 cc. MOD.634		P400237850010		
JLO				
125 cc. 2T SPORT		P400240850070		
175 cc. 2T M		P400240850100		
KREIDLER				
50 cc. 3 SPEED		P400260850010		
50 cc. 4 SPEED		P400260850020		


Per le guarnizioni sfuse consultare il catalogo on-line sul sito athenaparts.com

APPLICAZIONI / APPLICATIONS	ANNO / YEAR	 COMPLETE GASKETS KIT	 TOP END GASKETS KIT	 ENGINE OIL SEALS KIT
KREIDLER				
50 cc. 5 SPEED		P400260850030		
50 cc. MF2 / MP2		P400260850040		
LAMBRETTA				
39 cc. LAMBRETTINO 2T		P400380850060		
48 cc. LAMBRETTINO 2T		P400280850030		
50 cc. JUNIOR 50		P400280850050		
		P400280850040		
50 cc. LAMBRETTA J50		P400280850040		
50 cc. LUI 50		P400280850040		
		P400280850050		
75 cc. LUI		P400280850070		
100 cc. CENTO		P400280850080		
		P400280850090		
125 cc. DE LUXE GP 125		P400280850120		
125 cc. F.D. MOTOCARRO 125		P400280850132		
125 cc. JUNIOR 125		P400280850100		
125 cc. LAMBRETTA 125 LI DELUXE		P400280850130		
125 cc. LAMBRETTA C 125		P400280850121		
125 cc. LAMBRETTA E 125		P400280850134		
125 cc. LAMBRETTA F 125		P400280850134		
125 cc. LAMBRETTA LD 125		P400280850131		
125 cc. LAMBRETTA LD A.E.	1954	P400280850135		
125 cc. LI II S. 125		P400280850120		
125 cc. LI III S. 125		P400280850120		
150 cc. D / LD / FD / F.D.C. 150	1957	P400280850141		
150 cc. DE LUXE GP 150		P400280850140		
150 cc. DL 150		P400280850140		
150 cc. III S.		P400280850140		
150 cc. LAMBRETTA 150 LI DELUXE		P400280850150		
150 cc. LI II S. 150		P400280850140		
175 cc. FLI MOTOCARRO 175		P400280850220		
		P400280850230		
175 cc. I S. 175		P400280850161		
175 cc. III S. GP 175		P400280850160		
175 cc. LAMBRO 175		P400280850250		
		P400280850240		
175 cc. TV II S. 175		P400280850170		
		P400280850160		
200 cc. DE LUXE 200		P400280850200		
		P400280850210		
200 cc. LAMBRO 200		P400280850260		
200 cc. SX GP 200		P400280850180		
450 cc. LAMBRO 450		P400280850320		
		P400280850330		
500 cc. L 500		P400280850320		
		P400280850330		
500 cc. V 500		P400280850280		
550 cc. LAMBRO 550		P400280850290		
		P400280850280		
550 cc. N 550		P400280850280		
		P400280850290		
LAVERDA				
49 cc. 2T		P400290850005		
50 cc. SCOOTER		P400290850006		
75 cc. 4T I S.		P400290850007		
75 cc. 4T II S.		P400290850008		
100 cc. 4T		P400290850009		
125 cc. H20 MOTORE ZUNDAPP		P400290850010		
125 cc. LB / LBA	1984-1985	P400290850060		
125 cc. LESMO / LB1 / CUSTOM	1984-1993	P400290850070		P400290400060
125 cc. NAVARRO	1984-1985	P400290850060		
	1986-1993	P400290850070		P400290400060
200 cc. 4T BICILINDRO		P400290850020		

For all loose gaskets please visit athenaparts.com

APPLICAZIONI / APPLICATIONS	ANNO / YEAR	 COMPLETE GASKETS KIT	 TOP END GASKETS KIT	 ENGINE OIL SEALS KIT
LAVERDA				
350 cc. BICILINDRO		P400290850018		
500 cc. 4T BICILINDRO		P400290850025		
750 cc. 4T BICILINDRO	1969-1977	P400290850030		P400290400030
1.000 cc. 4T I S.		P400290850050/1		
1.000 cc. 4T II S	1973-1980	P400290850050/1		P400290400050/1
1.000 cc. RGS 120' / RGA / SCF	1980-1982	P400290850055/1		P400290400055/1
1.200 cc. 4T 180	1973-1980	P400290850050/1		P400290400050/1
MACCHI				
0 cc. II / III S. MOTOCARRP DIESEL (HARLEY DAVIDSON)		P400310850090		
125 cc. 2T ALA D'ORO (HARLEY DAVIDSON)		P400310850020		
125 cc. 2T ALETTA		P400310850020		
125 cc. 2T ALETTA (HARLEY DAVIDSON)		P400310850020		
125 cc. 2T CIGNO		P400310850011		
150 cc. 2T MOTOCARRO (CAVALIERE) (H.D.)		P400310850032		
175 cc. 4T ALA ROSSA		P400310850037		
175 cc. 4T CHIMERA		P400310850037		
250 cc. 2T ALA VERDE		P400310850050		
250 cc. 4T ALA AZZURRA		P400310850050		
250 cc. 4T ALA D'ORO		P400310850050		
250 cc. 4T CHIMERA		P400310850050		
350 cc. 4T SS / SX / GT / GTS (HARLEY DAVIDSON)	1970-1973	P400310850070		
MALANCA				
48 cc. 2T		P400330850020		
49 cc. 2T 3 SPEED		P400330850010		
49 cc. 2T 4 SPEED		P400330850010		
49 cc. 2T 5 SPEED		P400330850030		
49 cc. 2T AUTOMATIC		P400330850010		
49 cc. 2T MOD. Z		P400330850040		
49 cc. 2T SPORT		P400330850010		
125 cc. 2T BICILINDRICO I' S.		P400330850051		
MASERATI				
50 cc. 2T		P400332850010		
160 cc. 4T		P400332850030		
MATCHLESS				
350 cc. 4T CIVILE MONOCILINDRICO		P400333850010		
500 cc. 4T CIVILE MONOCILINDRICO		P400333850010		
MECATECNO				
50 cc. CR 7 AIR		P400150850220	P400150600220	
MIVAL				
48 cc. 2T AUTOMATIC		P400335850020		
48 cc. 2T P.D.		P400335850010		
49 cc. 2T		P400335850030		
49 cc. 2T 3 VEL. II S.		P400335850040		
125 cc. 2T SPORT		P400335850070		
125 cc. 2T TURISMO		P400335850060		
125 cc. 4T II S.		P400335850100		
175 cc. L. MOTOCARRO 175		P400335850130		
MONDIAL				
48 cc. 2T	1955	P400336850010		
48 cc. 48 4 SPEED		P400336850020		
49 cc. 2T 3 SPEED		P400336850030		
75 cc. 2T SCUGNIZZO		P400336850040		
88 cc. 4T		P400336850050		
98 cc. 4T		P400336850060		
98 cc. 4T EXPORT		P400336850070		
125 cc. 4T CHAMPION		P400336850100		
125 cc. 4T I S.		P400336850090		
125 cc. 4T SPECIAL		P400336850100		
160 cc. 2T		P400336850110		
175 cc. 4T SPRINT		P400336850140		
175 cc. 4T TV		P400336850120		
200 cc. 4T		P400336850150		

Per le guarnizioni sfuse consultare il catalogo on-line sul sito athenaparts.com

APPLICAZIONI / APPLICATIONS	ANNO / YEAR	 COMPLETE GASKETS KIT	 TOP END GASKETS KIT	 ENGINE OIL SEALS KIT
MONTESA				
MONTESA				
175 cc. IMPALA 175 / I		P400340850010		
247 cc. 2T		P400340850010		
MOTO GUZZI				
38 cc. TROTTER 40	1967	P400190850010		
49 cc. 48 DINGO 4 SPEED	1970	P400190850040		
49 cc. 48 M.M. 3 SPEED		P400190850050		
49 cc. DINGO 48 3 SPEED		P400190850030		
50 cc. CROSS 50 / CHIU	1970	P400190850040		
50 cc. GT 50	1970	P400190850040		
50 cc. NIBBIO 48		P400050850060		
50 cc. NUOVO TROTTER 50		P400190850020		
65 cc. 65 2T		P400190850420		
65 cc. CARDELLINO 65	1963	P400190850062		
73 cc. CARDELLINO 73	1963	P400190850062		
83 cc. CARDELLINO 83	1963	P400190850062		
98 cc. ZIGOLO I / II S 98		P400190850058		
		P400190850058		
110 cc. ZIGOLO 110		P400190850060	*18	
125 cc. 2 CIL. 125	1980	P400190850100		
125 cc. NUOVO STORNELLO 125	1969	P400190850090		
125 cc. SCRAMBLER 125	1961-1973	P400190850080		
125 cc. STORNELLO SPORT 125	1961-1973	P400190850080		
125 cc. STORNELLO TURISMO 125		P400190850070		
125 cc. TS 125		P400190850090		
160 cc. GALLO 160		P400190850400		
160 cc. NUOVO STORNELLO 160	1969	P400190850090		
160 cc. STORNELLO 160	1961-1973	P400190850080		
175 cc. GALLO 175		P400190850400		
175 cc. LODOLA 175		P400190850140		
192 cc. ERCOLINO		P400190850190		
200 cc. GALLO 192	1965	P400190850130		
200 cc. GALLO 200	1965	P400190850130		
235 cc. LODOLA 235	1964	P400190850150		
250 cc. AIRONE 250		P400190850170		
250 cc. TS 250		P400190850160		
254 cc. 254 4 CIL.	1977	P400190850180		
350 cc. GTS 350 WITH OR		P400190850200		
350 cc. V35	1977-1980	P400190850210		
350 cc. V35 II / III / GT / IMOLA / TT	1982-1986	P400190850230		
350 cc. V35 FLORIDA / C	1981-1986	P400190850240		
350 cc. V50	1977-1980	P400190850220		
350 cc. V50 III / MONZA / C	1981-1986	P400190850240		
400 cc. GTS 400		P400190850200		
500 cc. ERCOLE 500 A.E.		P400190850280		
500 cc. FALCONE 500	1964	P400190850290		
500 cc. NUOVO FALCONE 500	1970	P400190850300		
650 cc. V65	1982-1987	P400190850250		
650 cc. V65 C / GT / SP / TT / FLORIDA / LARIO	1983-1994	P400190850260		
700 cc. V7 700	1966	P400190850310		
750 cc. V7 SPECIAL 750	1969	P400190850320		
750 cc. V7 SPORT 750		P400190850330		
750 cc. V7 SPORT 750 MOD.74	1972-1986	P400190850350		
850 cc. GT 850		P400190850330		
MOTO MORINI				
48 cc. 2T DOLLARO	1965	P400350850010		
48 cc. 4T CORSARINO	1965	P400350850020		
98 cc. 4T SBARAZZINO		P400350850030		
125 cc. 2T	1950	P400350850035		
125 cc. 2T CROSS		P400350850036		
125 cc. 2T REGOLARITA'		P400350850036		
125 cc. 4T 5 SPEED	1969	P400350850050		

For all loose gaskets please visit athenaparts.com

APPLICAZIONI / APPLICATIONS	ANNO / YEAR	 COMPLETE GASKETS KIT	 TOP END GASKETS KIT	 ENGINE OIL SEALS KIT
MOTO MORINI				
125 cc. 4T CORSARO	1969	P400350850050		
125 cc. KJ / H 4T	1987	P400350850060		
150 cc. 4T CORSARO		P400350850070		
160 cc. 160		P400350850076		
175 cc. 4T SETTEBELLO/GT		P400350850110		
175 cc. 4T SPRINT		P400350850100		
175 cc. 4T TRESETTE		P400350850100		
175 cc. 4T TURISMO		P400350850080		
250 cc. 4T		P400350850120		
250 cc. 4T MONOCILINDRICO	1980	P400350850121		
250 cc. 4T ULTIMO TIPO	1983-1984	P400350850130/1		
350 cc. 4T BICILINDRICO 3 1 / 2 KNGURO 82-93		P400350850140/1		
350 cc. DART 4T	1982-1993	P400350850140/1		
350 cc. EXCALIBUR 350	1982-1993	P400350850140/1		
400 cc. COGUARO 400	1982-1993	P400350850140/1		
400 cc. NEW YORK 400	1982-1993	P400350850140/1		
500 cc. CAMEL 4T	1985-1993	P400350850150/1		
500 cc. COGUARO 500 4T	1985-1993	P400350850150/1		
500 cc. EXCALIBUR 500 4T	1985-1993	P400350850150/1		
500 cc. NEW YORK 500 4T	1985-1993	P400350850150/1		
500 cc. S / T 250 T CAMEL 500 78-83	1978-1983	P400350850160		
501 cc. CA.501 CO.501 EXC.501 NY.501 84-92	1984-1992	P400350850150/1		
MOTOBI				
48 cc. 2T 3 / 4 SPEED		P400050850010		
75 cc. 2T		P400370850011		
90 cc. 2T 5 SPEED		P400370850012		
125 cc. 2T ARDIZIO		P400370850013		
125 cc. 4T 5 SPEED IMPERIALE SPORT		P400050850127		
125 cc. 4T IMPERIALE			P400370600010	
175 cc. 4T CATRIA		P400370850030		
175 cc. 4T SPRINT SPECIAL		P400370850031		
200 cc. 4T		P400370850032		
200 cc. 4T SPRITE		P400370850040		
250 cc. 2T BICILINDRICO		P400370850041		
250 cc. 4T 5 SPEED SPECIAL		P400050850140		
MOTOM				
0 cc. DAINA		P400380850020		
0 cc. DAINAMATIC		P400380850020		
0 cc. MOTOZAPPA		P400380850130		
0 cc. NOVA		P400380850060		
0 cc. NOVAMATIC		P400380850060		
39 cc. 39 3 SPEED		P400380850061		
48 cc. 4T 2 / 3 / 4 SPEED		P400380850062		
48 cc. 4T TR. I-IV S.	1950-1956	P400380850090		
51 cc. 4T C	1959-1962	P400380850130		
51 cc. 4T JUNIOR	1959-1962	P400380850130		
51 cc. 4T SS	1959-1962	P400380850130		
98 cc. 4T		P400380850063		
160 cc. 4T DELFINO		P400380850064		
MV				
48 cc. 2T		P400390850011		
		P400390850010		
49 cc. LIBERTY		P400390850012		
59 cc. 4T MOTOCARRO CENTAURO 59		P400390850051		
75 cc. 4T BICILINDRICO SPORT 75		P400390850090		
83 cc. 4T		P400390850013		
99 cc. 4T CHECCA		P400390850015		
125 cc. 2T OVUNQUE		P400390850021		
125 cc. 2T PULLMAN		P400390850022		
125 cc. 4T / 100.000	1959	P400390850030		
125 cc. 4T 5 SPEED		P400390850030		
125 cc. 4T T.R. I S.		P400390850010		


Per le guarnizioni sfuse consultare il catalogo on-line sul sito athenaparts.com

APPLICAZIONI / APPLICATIONS	ANNO / YEAR	 COMPLETE GASKETS KIT	 TOP END GASKETS KIT	 ENGINE OIL SEALS KIT
MV				
125 cc. 4T T.R. II S.		P400390850020		
150 cc. 2T		P400390850023		
150 cc. 4T / 100.000	1959	P400390850050		
150 cc. 4T 5 VEL.		P400390850060		
174 cc. 4T TIPO AMERICA I S.		P400390850052		
175 cc. 4T I S. TURISMO		P400390850053		
175 cc. 4T SUPER SPORT		P400390850055		
175 cc. 4T TURISMO		P400390850053		
175 cc. TIPO AMERICA CSTA II S.		P400390850052		
235 cc. 4T MOTOCARRO TEVERE		P400390850071		
250 cc. 4T BICILINDRICO		P400390850070		
350 cc. 4T BICILINDRICO IPOTESI		P400390850090		
350 cc. 4T. BICILINDRICO		P400390850080		
600 cc. 4T		P400390850091		
750 cc. 4T		P400390850092		
NORTON				
750 cc. OHV FASTBACK	1968-1973	P400395850750	P400395600750	
850 cc. OHV/ELETRIC START	1973-1976	P400395850850	P400395600850	
NSU				
49 cc. 49 QUICKLY		P400400850010		
98 cc. 98 B		P400400850030		
98 cc. 98 FOX		P400400850030		
98 cc. 98 MULLER		P400400850030		
125 cc. 2T 125		P400400850040		
175 cc. MAXI 175		P400400850060		
250 cc. MAX I S. 250		P400400850080		
250 cc. MAXI II S. 250		P400400850080		
OSSA				
250 cc. 250		P400410850010		
250 cc. COPA DESSERT 250		P400410850010		
250 cc. ENDURO PHANTOM 250		P400410850010		
250 cc. PIONNER 250		P400410850010		
PAPERINO				
49 cc. 2T		P400419850010		
PARILLA				
98 cc. 4T FAUNO		P400418850021		
125 cc. 2T I S.		P400418850030		
125 cc. 2T II S.		P400418850032		
125 cc. 4T		P400418850033		
125 cc. SPECIAL		P400418850034		
150 cc. 2T		P400418850040		
175 cc. 4T		P400418850050		
350 cc. 4T BICILINDRICO		P400418850060		
PEGASO				
48 cc. 4T		P400417850010		
48 cc. 4T II S.		P400417850011		
PIAGGIO				
80 cc. VESPA 80 SPRINT	1967	P400480850140Ait.		
	1967	P400480700140	*30	
80 cc. VESPA 80 SPRINT III S	1978-1983	P400480850180Ait.		
	1978-1983	P400480700180	*30	P400480400180
80 cc. VESPA PK 80 / XL	1984-1989	P400480850060Ait.		
	1984-1989	P400480700060	*30	P400480400050/1
80 cc. VESPA PX 80 / E / ARCOBALENO	1978-1983	P400480700180	*30	P400480400180
	1978-1983	P400480850180Ait.		
90 cc. VESPA 90 / R	1966-1984	P400480850040Ait.		P400480400040
	1966-1984	P400480700040	*30	P4E0480400040
125 cc. 125 MOD.1966	1966-1984	P400480700040	*30	P400480400040
	1966-1984	P400480850040Ait.		P4E0480400040
125 cc. VESPA 125	1951	P400480850070		
	1954-1965	P400480850120		
	1958	P400480850100		

For all loose gaskets please visit athenaparts.com

APPLICAZIONI / APPLICATIONS	ANNO / YEAR	 COMPLETE GASKETS KIT	 TOP END GASKETS KIT	 ENGINE OIL SEALS KIT
PIAGGIO				
125 cc. VESPA 125	1968-1969	P400480850120		
125 cc. VESPA 125 ET3	1976-1983			P400480400040
	1976-1983	P400480700040	*30	P4E0480400040 *24
125 cc. VESPA 125 MOD. 53 / 54	1953-1956	P400480850080		
125 cc. VESPA 125 SPRINT / III S	1967	P400480850140Alt.		
	1967	P400480700140	*30	
	1978-1983	P400480850180Alt.		
	1978-1983	P400480700180	*30	P400480400180
125 cc. VESPA 125 SUPER / SPRINT II SERIE		P400480850160		
150 cc. APE 150 C / C3 / C4 / PENTARO	1953-1958	P400480850310		
	1953-1958	P400480850310		
150 cc. VESPA 150	1954-1965	P400480850120		
	1961-1962	P400480850140		
	1968-1969	P400480850140		
	1968-1969	P400480850120		
150 cc. VESPA 150 G.L.		P400480850140		
150 cc. VESPA 150 G.S. I.S.		P400480850220		
150 cc. VESPA 150 G.S. II S.		P400480850230		
150 cc. VESPA 150 SPRINT III S	1978-1983	P400480700180	*30	P400480400180
	1978-1983	P400480850180Alt.		
150 cc. VESPA 150 SUPER / SPRINT II SERIE		P400480850160		
150 cc. VESPA 150 TURISMO	1955-1957	P400480850210		
150 cc. VESPA PX 150 / E ARCOBALENO	1978-1997	P400480850180Alt.		
	1978-1997	P400480700180	*30	P400480400180
160 cc. VESPA 160 G.S.	1962-1964			P400480400140
	1962-1969	P400480850240		
160 cc. VESPA 160 GL	1967	P400480850140Alt.		
	1967	P400480700140	*30	
175 cc. AD1 ONLY ENGINE		P400480850340		
175 cc. APE 175 ONLY ENGINE		P400480850340		
180 cc. VESPA 180 RALLY		P400480850250		
180 cc. VESPA 180 S.S.	1962-1969	P400480850240		
190 cc. APE CAR / APE MPV		P400480850360		
200 cc. APE CAR P2 / P3	1978-1985	P400480700370	*30	P400480400370
PUCH				
0 cc. SUPER SPORT			P400430600012	
		P400430850040		
48 cc. 2T AUTOMATICO		P400430850010	P400430600010	
48 cc. 2T GRAN PRIX 3 SPEED		P400430850012	P400430600012	
48 cc. 2T MAGNUM		P400430850010	P400430600010	
48 cc. 2T MAXI		P400430850010	P400430600010	
48 cc. 2T PK		P400430850010	P400430600010	
50 cc. 2T CONDOR II YM			P400430600012	
		P400430850040		
50 cc. 2T MINICROSS SUPER			P400430600012	
		P400430850040		
50 cc. BORRASCA		P400430850040	P400430600012	
50 cc. MONZA I-II 50		P400430850040	P400430600012	
82 cc. R82 SUPER TT		P400430850040	P400430600012	
125 cc. 2T REGOLARITA'		P400430850020		
175 cc. 2T REGOLARITA'		P400430850030		
250 cc. 2T		P400430850050		
RUMI				
125 cc. 2T SPORT		P400452850020		
125 cc. 2T TURISMO	0-	P400452850020		
SACHS				
50 cc. 2T 2 SPEED		P400460850020		
50 cc. 2T 3 SPEED		P400460850040		
50 cc. 2T 5 SPEED FAMO		P400460850060		
50 cc. 2T HORIZONTAL CRANKCASE		P400460850010		
50 cc. 2T KS REGOLARITA / CROSS		P400460850060		
98 cc. 2T I.S. / II S.		P400460850078		

Per le guarnizioni sfuse consultare il catalogo on-line sul sito athenaparts.com

APPLICAZIONI / APPLICATIONS	ANNO / YEAR	 COMPLETE GASKETS KIT	 TOP END GASKETS KIT	 ENGINE OIL SEALS KIT
SACHS				
100 cc. 2T 5 SPEED		P400460850080		
125 cc. 2T 5 / 6 SPEED		P400460850090		
125 cc. 2T 7 SPEED		P400460850100		
150 cc. 2T		P400460850105		
175 cc. 2T		P400460850120		
175 cc. 2T 7 SPEED		P400460850110		
250 cc. 2T 7 SPEED		P400460850110		
504 cc. 2T MOD. 504		P400460850070		
SOMASCHINI				
48 cc. 4T		P400476850010		
STERZI				
49 cc. 2T		P400478850010		
125 cc. 2T		P400478850020		
TOMOS				
0 cc. TOMOS KS 4			P400515600010	
		P400515850010		
TRIUMPH				
100 cc. T100 T/ S/BONNEVILLE	1964-1973		P400468600500	
100 cc. TIGER 100	1964-1973		P400468600500	
	1965-1969	P400468850004		
120 cc. T 120 R / TWIN CIL. BONEVILLE	1963-1973	P400468850650	P400468600650	
140 cc. T140 TWIN CIL. TR7	1973-1987	P400468850750	P400468600750	
199 cc. T20 TIGER CUB	1960-1968	P400468850001		
350 cc. 3TA TWIN T21 350	1957-1966	P400468850003		
500 cc. 5TA SPEED TWIN 500	1958-1966	P400468850002		
650 cc. THUNDERBIRD 6T / TIGER TR6 R	1963-1973	P400468850650	P400468600650	
650 cc. TROPHY TR6 / UNIT CONSTRUCTION	1963-1973	P400468850650	P400468600650	
750 cc. 3 CIL. T150 / T 150 V TRIDENT 3 CIL.	1968-1975	P400468850753		
VELOSOLEX				
0 cc. VELOSOLEX		P400470850010		
VICTORIA				
50 cc. 2T 2 SPEED		P400472850010		
50 cc. VIVI 3 SPEED		P400472850020		
ZUNDAPP				
50 cc. 2T 5 SPEED ALUMINION CYLINDER HEAD		P400500850010		
50 cc. 2T 5 SPEED COPPER CYLINDER HEAD		P400500850015		
50 cc. 2T MOD.434		P400500850020		
125 cc. 2T LC		P400500850028		
		P400290850010		
125 cc. 2T REGOLARITA'		P400500850030		



Da oltre 10 anni ATHENA sviluppa e produce kit cilindri per moto, scooter e maxi scooter 2 e 4 tempi. Da questa lunga esperienza e dalla collaborazione con i maggiori team mondiali MX nasce la nuova linea di pistoni **HIGH PERFORMANCE**. Una gamma rinnovata e completa di pistoni 2 e 4 tempi, fusi e forgiati, per tutte le moto stradali.

I nuovi pistoni **HIGH PERFORMANCE**, prodotti utilizzando le migliori tecnologie, vengono confezionati in un accattivante box metallico riciclabile e riutilizzabile anche come porta oggetti.

Per ogni tipologia di pistone, fuso e forgiato, 2 e 4 tempi, vengono utilizzate leghe di alluminio con il perfetto equilibrio tra silicio, rame e nickel. La scelta delle materie prime assieme alle più moderne tecniche di progettazione e produzione conferiscono ai pistoni Athena **HIGH PERFORMANCE** particolare leggerezza e resistenza per una maggiore potenza nonché durata del motore.



For over 10 years, Athena has developed and produced cylinder kits for 2&4 Stroke motorcycle, scooter and maxi scooter.

Working with the world's best Motocross Race Teams, Athena has Co-developed a new line of racing pistons, **HIGH PERFORMANCE**. Cast-lite and forged, 2 and 4 Stroke, New race pistons, specifically designed for road bikes.

The new **HIGH PERFORMANCE** pistons, engineered and produced with the best available technology, are packaged in smart metal can/canister, fully recyclable and re-usable (to store all screws, washers etc. etc.).

Any and all piston models, 2 and 4 Stroke, are produced with aluminum alloys with the perfect balance of nickel, copper and silicon.

The accurate choice of premium raw material coupled with the most advanced engineering techniques guarantees Athena's **HIGH PERFORMANCE** pistons unique characteristics of lightness and endurance, for an ever better engine performance and durability.



Déplus 10 ans ATHENA développe et produit des kits cylindres pour motos, scooters et maxi-scooters 2 et 4 temps. De cette solide expérience et de la collaboration avec les meilleures teams mondiales MX est né la nouvelle gamme de pistons **HIGH PERFORMANCE**. Une ligne totalement renouvelée et complète de pistons 2 et 4 temps, coulés et forgés, pour toutes les motos routière.

Les nouveaux pistons **HIGH PERFORMANCE**, réalisés avec les dernières technologies, sont emballés dans une boîte métallique de qualité qui est recyclable et réutilisable comme porte-objets aussi.



Chaque typologie de piston, coulé et forgé, 2 et 4 temps, utilise des alliages d'aluminium avec un équilibre parfait entre silicium, cuivre et nickel. Le choix des matières premières ainsi que l'utilisation des plus modernes technologies de concept et de production, donnent aux pistons Athena **HIGH PERFORMANCE** une particulière légèreté et résistance pour une excellente puissance et durée du moteur.







Desde hace 10 años ATHENA desarrolla y produce kits de cilindro para motos, scooter y maxi scooter de 2 y 4 tiempos. Como consecuencia de esta larga experiencia y de la colaboración con los mejores equipos del Mundial MX, nace la nueva línea de pistones **HIGH PERFORMANCE**. Una gama totalmente renovada y completa de 2 y 4 tiempos, de fundición y forjados, para todas las motos de carretera.

Los nuevos pistones **HIGH PERFORMANCE**, producidos utilizando las mejores tecnologías del mercado, vienen presentados en una caja metálica completamente reciclable y reutilizable (porta objetos, tornillos, arandelas, componentes del motor).

Para cada tipo de pistón, de fundición o forjado, 2 o 4 tiempos, se utilizan aleaciones de aluminio con el perfecto equilibrio entre silicio, cobre y níquel. La elección de las materias primas junto con las más modernas técnicas de diseño, confieren a los pistones Athena **HIGH PERFORMANCE** particulares características de ligereza y resistencia para una mayor potencia y duración del motor.

APPLICAZIONI / APPLICATIONS	ANNO / YEAR	DIAMETRO Ø / BORE Ø	 FORGED PISTONS	 PISTON RINGS FOR FORGED PISTON	 CAST-LITE PISTONS	 PISTON RINGS FOR CAST-LITE PISTON
APRILIA - 2 stroke						
125 cc. RS 125	1985-2010	53,95	S4F05400015A		S4C05400017A	
	1985-2010	53,96	S4F05400015B		S4C05400017B	
	1985-2010	53,97	S4F05400015C		S4C05400017C	
	1985-2010	53,98			S4C05400017D	
	1985-2010	53,99				
250 cc. RS250 Single ring	ALL	55,95	S4F05600001A	S41316135		
	ALL	55,96	S4F05600001B	S41316135		
	ALL	55,97	S4F05600001C	S41316135		
	ALL	56,45	S4F056500020	S41316136		
	ALL	56,95	S4F057000050	S41316137		
APRILIA - 4 stroke						
125 cc. ATLANTIC 125	2003-2008	73,96			S4C07400002B	S41316164
	2003-2008	73,95			S4C07400002A	S41316164
125 cc. SCARABEO 125		73,95			S4C07400002A	S41316164
		73,96			S4C07400002B	S41316164
125 cc. SPORTCITY 125	2006-2008	73,95			S4C07400002A	S41316164
	2006-2008	73,96			S4C07400002B	S41316164
CAGIVA - 2 stroke						
125 cc. MITO	1992/99-09	55,97	S4F05600003C	S41316147		
DERBI - 2 stroke						
125 cc. GPR 125		64,94	S4F06500002A	S410485316002		
		64,95	S4F06500002B	S410485316002		
125 cc. GPR 125 Segmento cromato Ø56x1		55,95				S410485316001
DERBI - 4 stroke						
125 cc. GP1 125 LC EURO 2					S4C07400002A	S41316164
					S4C07400002B	S41316164
125 cc. GP1 125 LOW SEAT EURO3	2007-2008				S4C07400002B	S41316164
	2007-2008				S4C07400002A	S41316164
125 cc. RAMBLA 125					S4C07400002B	S41316164
					S4C07400002A	S41316164
GILERA - 4 stroke						
125 cc. DNA 125					S4C07400002B	S41316164
					S4C07400002A	S41316164
125 cc. RUNNER 125 VX	2005-2007				S4C07400002A	S41316164
	2005-2007				S4C07400002B	S41316164
125 cc. RUNNER 125 VX SC	2005-2006				S4C07400002A	S41316164
	2005-2006				S4C07400002B	S41316164
HONDA - 2 stroke						
125 cc. CRM 125 R	1991-2003	53,96	S4F05400024B	S41316138		
125 cc. NSR 125	1991-2003	53,96	S4F05400024B	S41316138		
HONDA - 4 stroke						
125 cc. CBR 125 R	2004-2006	66,95			S4C06700001A	S41316153
	2004-2006	66,96			S4C06700001B	S41316153
190 cc. CG 125 BIG BORE	ALL	64,70			S4C064750010	S41316145
	ALL	64,95			S4C065000010	S41316146
650 cc. NX 650 DOMINATOR	1988-2001	100,92	S4F101000040	S41316098		
KIMCO - 4 stroke						
250 cc. B&W EURO2		72,65	S4F07270001A	S41316124		
		72,66	S4F07270001B	S41316124		
250 cc. B&W EURO2 Rev.dome-low c. -Kit Athena		77,94	S4F07800004A	S41316099		
		77,95	S4F07800004B	S41316099		
250 cc. GRAND DINK		72,65	S4F07270001A	S41316124		
		72,66	S4F07270001B	S41316124		
250 cc. GRAND DINK Rev.dome-low c. -Kit Athena		77,94	S4F07800004A	S41316099		
		77,95	S4F07800004B	S41316099		
250 cc. YUP 250		72,65	S4F07270001A	S41316124		
		72,66	S4F07270001B	S41316124		
250 cc. YUP 250 Rev.dome-low c. -Kit Athena		77,95	S4F07800004B	S41316099		
		77,94	S4F07800004A	S41316099		
PIAGGIO - 4 stroke						
125 cc. BEVERLY 125 4T LC	2001-2003	73,95			S4C07400002A	S41316164
	2001-2003	73,96			S4C07400002B	S41316164
125 cc. BEVERLY 125 EURO3 MIC	2007	73,95			S4C07400002A	S41316164
	2007	73,96			S4C07400002B	S41316164
125 cc. BEVERLY 125 EURO3 SPORT	2007-2008	73,95			S4C07400002A	S41316164
	2007-2008	73,96			S4C07400002B	S41316164
125 cc. BEVERLY 125 TOURER EU3	2008-2009	73,95			S4C07400002A	S41316164
	2008-2009	73,96			S4C07400002B	S41316164
125 cc. CARNABY 125	2007-2009	73,95			S4C07400002A	S41316164
	2007-2009	73,96			S4C07400002B	S41316164
125 cc. MP3 125	2007-2008	73,96			S4C07400002B	S41316164

APPLICAZIONI / APPLICATIONS	ANNO / YEAR	DIAMETRO Ø / BORE Ø	 FORGED PISTONS	 PISTON RINGS FOR FORGED PISTON	 CAST-LITE PISTONS	 PISTON RINGS FOR CAST-LITE PISTON
125 cc. MP3 125	2007-2008	73,95			S4C07400002A	S41316164
125 cc. SUPER HEXAGON 125 LC GTX	2001-2003	73,95			S4C07400002A	S41316164
	2001-2003	73,96			S4C07400002B	S41316164
125 cc. VESPA GRANTURISMO 125	2003-2007	73,95			S4C07400002A	S41316164
	2003-2007	73,96			S4C07400002B	S41316164
125 cc. X EVO 125	2007	73,96			S4C07400002B	S41316164
	2007	73,95			S4C07400002A	S41316164
125 cc. X7 EURO 3	2008	73,95			S4C07400002A	S41316164
	2008	73,96			S4C07400002B	S41316164
125 cc. X8 125 LC	2005-2006	73,95			S4C07400002A	S41316164
	2005-2006	73,96			S4C07400002B	S41316164
125 cc. X8 125 PREMIUM EURO 2	2006-2007	73,95			S4C07400002A	S41316164
	2006-2007	73,96			S4C07400002B	S41316164
125 cc. X9 125	2001-2002	73,95			S4C07400002A	S41316164
	2001-2002	73,96			S4C07400002B	S41316164
125 cc. X9 EVOLUTION	2003-2006	73,96			S4C07400002B	S41316164
	2003-2006	73,95			S4C07400002A	S41316164
SUZUKI - 2 stroke						
250 cc. RGV & RGV 250 Single Ring	1992-1998	55,95	S4F05600001A	S41316135		
	1992-1998	55,96	S4F05600001B	S41316135		
	1992-1998	56,45	S4F056500020	S41316136		
	1992-1998	56,95	S4F057000050	S41316137		
YAMAHA - 2 stroke						
125 cc. DT R/RE / TZR R/RR 125	1988-2007	57,00	S4F057000010			
	1988-2007	57,50	S4F057500010			
	1988-2007	56,50	S4F056500010			
	1988-2007	57,50	S4F057500010			
	1988-2007	57,00	S4F057000010			
	1988-2007	56,50	S4F056500010			
	1988-2007	57,00	S4F057000010			
	1988-2007	57,50	S4F057500010			
125 cc. DT R/RE / TZR R/RR 125	1988-2007	57,50	S4F057500010			
	1988-2007	57,00	S4F057000010			
	1988-2007	56,50	S4F056500010			
	1988-2007	58,50	S4F058500010			
125 cc. TZR R / TDR 125	1993-1997	55,96	S4F05600002C			
	1993-1997	55,95	S4F05600002B			
	1993-1997	55,94	S4F05600002A			
240 cc. TDR 240	1988-2007	56,50	S4F056500010			
YAMAHA - 4 stroke						
650 cc. XS 650 TYPE 447		79,94	S4F08000002A	S41316132		
		80,94	S4F08100003A	S41316101		
650 cc. XS 650 TYPE 533		80,94	S4F08100004A	S41316101		
		79,94	S4F08000003A	S41316132		



Costruiti con acciai speciali particolari e realizzati con l'utilizzo di macchine a controllo numerico ad altissima precisione. Gli alberi motore e bielle **ATHENA** sono oggi disponibili in una vasta gamma che soddisfa ogni esigenza dell'utente.

In aggiunta alla versione come ricambio all'originale e versione racing, Athena propone anche la versione "corsa lunga" da utilizzare esclusivamente sulle ns. elaborazioni racing 80 cc.

- a. Original: simile all'originale, ma con miglior bilanciamento e una biella più leggera. Il kit è fornito di speciali gabbie a rulli (testa e piede di biella).
- b. Racing $\varnothing 10$: manovelle piene completamente lavorate al tornio per diminuire il volume nella camera di manovella. L'albero è equipaggiato di biella alleggerita e fornito di speciali gabbie a rulli (testa e piede di biella).
- c. Racing $\varnothing 12$: uguale all'albero Racing 10mm ma con foro testa di biella per spinotto di $\varnothing 12$ mm.
- d. Racing $\varnothing 12$ CORSA (43/44 mm): uguale all'albero Racing 12mm ma con corsa allungata. Questo kit albero può essere abbinato ai nostri kit cilindro racing corsa lunga per aumentare la cilindrata a 80cc.



The crankshafts and connecting rods from Athena are made of special steel and are manufactured with CNC high precision machinery. **ATHENA** offers them in a complete range that can satisfy any performance need. In addition to the original spare version and the racing version, Athena provides also for the "long stroke" in order to be used exclusively on our 80cc racing tunings.

- a. Original: similar to the original ones, they are better balanced and provided with a lighter connecting rod and new needle bearings (big end and small end).
- b. Racing $\varnothing 10$: completely machined, they have lighter connecting rod with new needle bearings and full rounds to reduce the volume in the crankcase.
- c. Racing $\varnothing 12$: same as Racing 10mm but with the 12mm \varnothing piston pin.
- d. Racing $\varnothing 12$ STROKE (43/44mm): same as 12mm Racing but with longer stroke to combine with our racing cylinder kits increasing the displacement up to 80cc.



Réalisés dans des aciers spéciaux et grâce à l'utilisation des machines à contrôle numérique de haute précision. Les vilebrequins et les bielles **ATHENA** sont disponibles dans une vaste gamme pour tous usages. Au-delà de la version de rechange à l'origine et à la version racing, **ATHENA** propose la version « course longue » qui doit s'utiliser exclusivement sur nos élaborations racing 80cc.

- a. Origine: comparable à l'origine, mais avec un meilleur équilibre et une bielle plus légère. Le kit est fourni avec les cages à aiguille à traitements spéciaux (tête et pieds de la bielle).
- b. Racing $\varnothing 10$: masses pleines usinées par un tour (machine-outil) afin de diminuer le volume. Le vilebrequin est équipé de bielle allégée et de cages à aiguille à traitements spéciaux (tête et pieds de la bielle).
- c. Racing $\varnothing 12$: identique au vilebrequin Racing 10mm mais avec un trou pour l'axe $\varnothing 12$ mm sur la tête de la bielle.
- d. Racing $\varnothing 12$ course (43/44 mm): identique au vilebrequin Racing 12mm mais en course longue. Ce vilebrequin utilisé avec nos kits cylindres course longue augmentent la cylindrée à 80cc.



Construidos con aceros especiales y realizados utilizando máquinas de control numérico de altísima precisión, los cigüeñales y bielas **ATHENA** están hoy disponibles en una amplia gama que satisface cualquier exigencia del cliente.

Además de la versión de recambio original y la versión racing, **ATHENA** propone también la versión "carrera larga" para su utilización en las preparaciones racing de 80cc.

- a. Original: similar al original, pero con mejor equilibrado y una biela más ligera. El kit viene con jaulas especiales.
- b. Racing $\varnothing 10$: cigüeñal cerrado completamente mecanizado para disminuir la cámara de compresión del carter. El kit viene equipado con una biela aligerada y jaulas especiales.
- c. Racing $\varnothing 12$: igual que el de $\varnothing 10$ pero con el agujero para bulón de $\varnothing 12$.
- d. Racing $\varnothing 12$ CARRERA (43/44mm): igual al cigüeñal Racing 12mm per con la carrera más larga. Este kit puede ser utilizado con nuestros cilindros racing carrera larga para aumentar la cilindrada a 80cc.






STANDARD STROKE CORSA OE

LONG STROKE CORSA LUNGA

APPLICAZIONI / APPLICATIONS	ANNO / YEAR	STANDARD STROKE CORSA OE			LONG STROKE CORSA LUNGA		CONNECTING RODS
		ORIGINAL	RACING Ø 10	RACING Ø 12	RACING Ø 12 (43 / 44 mm)		
APRILIA							
50 cc. AMICO 50							
50 cc. AMICO 50	1996-1998	068014	072414/4	072414/1	*64	070314/2	*38
50 cc. AREA 51 LC	1998-2000	068014/1	072414/3	072414/2	*64	070314/3	*39
50 cc. AREA 51 LC							S410485321001
50 cc. CLASSIC 50				075414	*719		
50 cc. ELECTRIC BLUE DITECH 50		068214					
50 cc. GELD DITECH 50		068214					
50 cc. GULLIVER 50		068014/1	072414/3	072414/2	*64	070314/3	*39
50 cc. GULLIVER 50 LC		068014/1	072414/3	072414/2	*64	070314/3	*39
50 cc. HABANA 50	1999-2001	074714					
50 cc. HABANA CUSTOM 50	1999-2000	074714					
50 cc. HOT RED DITECH 50		068214					
50 cc. MOJITO 50	2004-2008	068914		071514/1			
50 cc. RALLY 50	1995-2002	068014/1	072414/3	072414/2	*64	070314/3	*39
50 cc. RALLY 50							S410485321001
50 cc. RALLY 50 LC	1996-1999	068014/1	072414/3	072414/2	*64	070314/3	*39
50 cc. RALLY 50 LC							S410485321001
50 cc. RED ROSE 50				062414			
50 cc. REPLICAS SBK DITECH 50		068214					
50 cc. RS 50	2006-2010	080015		081015			
50 cc. RS 50				075414	*719		
50 cc. RS 50				062414			
50 cc. RS4 50	2011	080015		081015			
50 cc. RX 50	2006-2012	080015		081015			
50 cc. RX 50				062414			
50 cc. SCARABEO 2T 50	2010-2012	068914		071514/1			
50 cc. SCARABEO 50	1993-2002	068014/1	072414/3	072414/2	*64	070314/3	*39
50 cc. SCARABEO 50							S410485321001
50 cc. SCARABEO DITECH 50	2001-2002	068214					
50 cc. SCARABEO STREET RESTYLING	2006-2009	068914		071514/1			
50 cc. SONIC 50	1998-2002	068014/1	072414/3	072414/2	*64	070314/3	*39
50 cc. SONIC 50							S410485321001
50 cc. SONIC GP							S410485321001
50 cc. SONIC GP	1998-2001	068014/1	072414/3	072414/2	*64	070314/3	*39
50 cc. SPORT CITY ONE 50 2T	2008-2010	068914		071514/1			
50 cc. SR 50 (FINO 1994 MOT. VERT.)		068014	072414/4	072414/1	*64	070314/2	*38
50 cc. SR 50 / REPLICAS ARIA	1994-2001	068014/1	072414/3	072414/2	*64	070314/3	*39
50 cc. SR 50 / REPLICAS ARIA							S410485321001
50 cc. SR 50 / REPLICAS LC	0-1999	068014/1	072414/3	072414/2	*64	070314/3	*39
50 cc. SR 50 / REPLICAS LC							S410485321001
50 cc. SR 50 LC	1994-2000	068014/1	072414/3	072414/2	*64	070314/3	*39
50 cc. SR 50 LC							S410485321001
50 cc. SR 50 RACING LC		068014/1	072414/3	072414/2	*64	070314/3	*39
50 cc. SR 50 STEALTH LC		068014/1	072414/3	072414/2	*64	070314/3	*39
50 cc. SR DI TECH 50 I.E. (MOT. APRILIA)		068214					
50 cc. SR DI TECH EURO2 50	2002	068214					
50 cc. SR NETSCAPER 50 LC		068014/1	072414/3	072414/2	*64	070314/3	*39
50 cc. SR R FACTORY	2004-2012	068914		071514/1			
50 cc. SR REPLICAS GP1 50		068214					
50 cc. SR WWW 50		068014/1	072414/3	072414/2	*64	070314/3	*39
50 cc. SX 50	2006-2011	080015		081015			S410485321001
ATALA							
50 cc. CAROSELLO 50		068014/1	072414/3	072414/2	*64	070314/3	*39
50 cc. HACKER 50			074414				
50 cc. HACKER 50		061114					
50 cc. HACKER 50 LC		061114					
50 cc. HACKER 50 LC			074414				
BENELLI							
50 cc. 491 GT 50 AIR COOLED	1998-1999	068014/1	072414/3	072414/2	*64	070314/3	*39
50 cc. 491 GT 50 AIR COOLED							S410485321001
50 cc. 491 NAKED 50							S410485321001
50 cc. 491 NAKED 50	2002	068014/1	072414/3	072414/2	*64	070314/3	*39
50 cc. 491 RACING 50 LC	1998-1999	068014/1	072414/3	072414/2	*64	070314/3	*39
50 cc. 491 RACING 50 LC							S410485321001
50 cc. 491 RR 50 LC	1999-2001	068014/1	072414/3	072414/2	*64	070314/3	*39
50 cc. 491 RR 50 LC							S410485321001
50 cc. 491 SP 50 LC	1999	068014/1	072414/3	072414/2	*64	070314/3	*39
50 cc. 491 SP 50 LC							S410485321001
50 cc. 491 SPORT 50 LC	1998-1999	068014/1	072414/3	072414/2	*64	070314/3	*39
50 cc. 491 SPORT 50 LC							S410485321001





STANDARD STROKE
 CORSA OE

LONG STROKE
 CORSA LUNGA

APPLICAZIONI / APPLICATIONS	ANNO / YEAR	 ORIGINAL	 RACING Ø 10	 RACING Ø 12	 RACING Ø 12 (43 / 44 mm)	 CONNECTING ROODS
50 cc. 491 ST 50	1999-2001	068014/1	072414/3	072414/2 *64	070314/3 *39	
50 cc. 491 ST 50						S410485321001 *6
50 cc. K2 50	1998-2001	068014/1	072414/3	072414/2 *64	070314/3 *39	
50 cc. K2 50						S410485321001 *6
50 cc. K2 50 LC						S410485321001 *6
50 cc. K2 50 LC	1998-2001	068014/1	072414/3	072414/2 *64	070314/3 *39	
50 cc. PEPE 50						S410485321001 *6
50 cc. PEPE 50	1999-2001	068014/1	072414/3	072414/2 *64	070314/3 *39	
50 cc. PEPE LX 50	2003-2004					S410485321001 *6
BETA						
50 cc. ARK 50						S410485321001 *6
50 cc. ARK 50	1996-2008	068014/1	072414/3	072414/2 *64	070314/3 *39	
50 cc. ARK 50 LC	1996-2003	068014/1	072414/3	072414/2 *64	070314/3 *39	
50 cc. ARK 50 LC						S410485321001 *6
50 cc. ARK PRO RACE 50 LC		068014/1		072414/2 *64	070314/3 *39	S410485321001 *6
50 cc. ARK SERIE K 50 LC	1998-2008	068014/1	072414/3	072414/2 *64	070314/3 *39	
50 cc. EIKON 50 LC						S410485321001 *6
50 cc. EIKON 50 LC	1999-2003	068014/1	072414/3	072414/2 *64	070314/3 *39	
50 cc. QUADRA CHRONO 502 50						S410485321001 *6
50 cc. QUADRA CHRONO 502 50	1995-1999	068014/1	072414/3	072414/2 *64	070314/3 *39	
50 cc. TEMPO 50						S410485321001 *6
50 cc. TEMPO 50	1994-1999	068014/1	072414/3	072414/2 *64	070314/3 *39	
BRANDY						
50 cc. JAGUAR 50		068014/1	072414/3	072414/2 *64	070314/3 *39	S410485321001 *6
50 cc. JT 50		068014/1	072414/3	072414/2 *64	070314/3 *39	S410485321001 *6
BS VILLA						
50 cc. AX 50		068014/1	072414/3	072414/2 *64	070314/3 *39	S410485321001 *6
50 cc. DIO GZ 50		068014/1	072414/3	072414/2 *64	070314/3 *39	S410485321001 *6
50 cc. DIO ZX 50	1995-2000	070714		072714		
BSV						
50 cc. DIO GP 50		070414				
50 cc. DIO JX 50		068014/1	072414/3	072414/2 *64	070314/3 *39	S410485321001 *6
50 cc. DIO SP 50		070414				
50 cc. DIO SR 50		070414				
CAGIVA						
50 cc. PROGRESS 50 ARIA	1997-1999	061914		074514		
50 cc. PROGRESS 50 LC	1998-1999	061914		074514		
CPI						
50 cc. HUSSAR 50		072114		074914		
50 cc. OLIVER 50		072114		074914		
50 cc. POPCORN 50		072114		074914		
DAELIM						
50 cc. MENSAGEM 50		070714		072714		
50 cc. MESSAGE / II 50		071114				
DERBI						
50 cc. ATLANTIS 02 BULLET 50	2003	068914		071514/1		
50 cc. ATLANTIS 02 CITY 50	2003-2006	068914		071514/1		
50 cc. ATLANTIS 50 EU2 2T	2007-2010	068914		071514/1	071814 *19	
50 cc. ATLANTIS AIR 50	1999-2001	061914		074514		
50 cc. ATLANTIS LC 50	1999-2001	061914		074514		
50 cc. ATLANTIS O2 50	2002	068914		071514/1		
50 cc. BOULEVARD 50 EU2 2T	2009-2012	068914		071514/1		
50 cc. BULTACO 50 LOBITO / ASTRO				068114		
50 cc. GP1 50 LC	2001-2003	068914		071514/1		
50 cc. GP1 EURO2 50	2005-2009	068914		071514/1		
50 cc. GPR 50 NUDE	2006	080015		081015		
50 cc. GPR 50 R				068114		
50 cc. GPR 50 RACING / E2	2006	080015		081015		
50 cc. GPR NUDE & NUDE TUNING	2006-2008	080015		081015		
50 cc. GPR R REPLICHA MALOSSI	2007	080015		081015		
50 cc. GPR REPLICHA & GPR R E2	2006-2008	080015		081015		
50 cc. GPR REPLICHA PESEK EU2	2007	080015		081015		
50 cc. HUNTER / MANHATTAN 50	1996-1997	061914		074514		
50 cc. PADDOCK ARIA 50	1998-1999	061914		074514		
50 cc. PADDOCK LC 50	1998-2001	061914		074514		
50 cc. PREDATOR ARIA 50	1998-2001	061914		074514		
50 cc. PREDATOR LC 50	1998-2001	061914		074514		
50 cc. SENDA 50 R				068114		






STANDARD STROKE CORSA OE

LONG STROKE CORSA LUNGA

APPLICAZIONI / APPLICATIONS	ANNO / YEAR	STANDARD STROKE CORSA OE			LONG STROKE CORSA LUNGA		CONNECTING RODS
		 ORIGINAL	 RACING Ø 10	 RACING Ø 12	 RACING Ø 12 (43 / 44 mm)		
50 cc. SENDA HYP DRD EVO	2008-2009	080015		081015			
50 cc. SENDA R DRD PRO E2	2005-2011	080015		081015			
50 cc. SENDA R DRD RACING E2	2005-2008	080015		081015			
50 cc. SENDA R X-RACE E2	2006-2010	080015		081015			
50 cc. SENDA R X-TREM EU2	2008-2010	080015		081015			
50 cc. SENDA SM 50				068114			
50 cc. SENDA SM DRD PRO E2	2005-2011	080015		081015			
50 cc. SENDA SM DRD RACING E2	2005-2008	080015		081015			
50 cc. SENDA SM DRD RACING LTD EU2	2007	080015		081015			
50 cc. SENDA SM X-RACE E2	2006-2010	080015		081015			
50 cc. SENDA SM X-TREM EU2	2005-2010	080015		081015			
50 cc. VAMOS 50	1993-1995	061114	074414				
50 cc. VARIANT SPORT 2T	2012	068914		071514/1			
FANTIC							
50 cc. PONY SR 50		068014	072414/4	072414/1	*64	070314/2	*38 S410485321001 *6
GARELLI							
50 cc. BIG WHEEL 50		068014	072414/4	072414/1	*64	070314/2	*38 S410485321001 *6
50 cc. PONY 50		061214				070314/2	*38 S410485321001 *6
50 cc. SR 50		061214				070314/2	*38 S410485321001 *6
GILERA							
50 cc. DNA 50 LC	2000-2002	068914		071514/1			
50 cc. DNA GP EXPERIENCE 50	2003-2004	068914		071514/1		071814	*19
50 cc. EASY MOVING 50	1995-1996	068914		071514/1		071814	*19
50 cc. ICE 50	2001	068914		071514/1		071814	*19
50 cc. RCR 50				068114			
50 cc. RUNNER 50 FL	2002	068914		071514/1			
50 cc. RUNNER 50 LC	1997-2000	068914		071514/1			
50 cc. RUNNER POGGIALI 50	2002	068914		071514/1			
50 cc. RUNNER SP 50 / ST	2008-2012	068914		071514/1			
50 cc. RUNNER SP 50 LC		068914		071514/1			
50 cc. SMT 50				068114			
50 cc. STALKER 50	1997-2010	068914		071514/1		071814	*19
50 cc. STORM 50	1994-1995	068914		071514/1		071814	*19
50 cc. TYPHOON 50	1994-1997	068914		071514/1		071814	*19
50 cc. TYPHOON X / X KAT 50	1998-1999	068914		071514/1		071814	*19
50 cc. TYPHOON XR 50	2000	068914		071514/1		071814	*19
HONDA							
100 cc. SH SCOOPY 100	1996-2000	071014					
100 cc. SH SCOOPY 100	0-1995	061314					
100 cc. SJ 100 BALI EX	0-1995	061314					
100 cc. SJ 100 BALI EX	1996-2000	071014					
50 cc. DIO G / GP 50		070414					
DIO ZX-SP 2T AIR VERTICAL (USCITA VARIATORE Ø 12)		070414					
DIO ZX 2T AIR VERTICAL (USCITA VARIATORE Ø 14)		070714		072714			
50 cc. GIRO-UP 50		071614					
50 cc. NH 50 LEAD SS / MR / MSE		008714					
50 cc. PK 50 WALLARO		079414		072814	*66		
50 cc. SA 50 VISION I / II SERIE	1996-2001	071014					
50 cc. SA 50 VISION I / II SERIE	1988-1989	065214					
50 cc. SA VISION MET-IN 50	1991	065214					
50 cc. SC01 50		070414					
50 cc. SC01L 50		070414					
50 cc. SFX 50	1995-1999	070814					
50 cc. SGX SKY 50	1997-2001	063114					
50 cc. SH 50	1993	008714					
50 cc. SH 50	1996-1999	063114					
50 cc. SJ 50 BALI	1993-1999	070814					
50 cc. SR 50 DIO		070414					
50 cc. SRX 50 SHADOW		070414					
50 cc. SS 50		008714					
50 cc. SXR 50	1998	070814					
50 cc. SZX 50 X8R	1998-2001	063114					
75 cc. SA VISION 75		079514					
75 cc. SH SCOOPY 75		079514					
90 cc. YUPI 90		061314					
HSC							
50 cc. SC01 50		070414					
50 cc. SC01L 50		070414					
HYOSUNG							





STANDARD STROKE
 CORSA OE

LONG STROKE
 CORSA LUNGA

APPLICAZIONI / APPLICATIONS	ANNO / YEAR	STANDARD STROKE CORSA OE				LONG STROKE CORSA LUNGA	
		 ORIGINAL	 RACING Ø 10	 RACING Ø 12	 RACING Ø 12 (43 / 44 mm)	 CONNECTING RODS	
50 cc. RUSH 50		079614					
ITALJET							
50 cc. ADLY 50		008714					
50 cc. ASCOT 50		068014	072414/4	072414/1 *64	070314/2 *38	S410485321001 *6	
50 cc. ASTRA 50		068014	072414/4	072414/1 *64	070314/2 *38	S410485321001 *6	
50 cc. BA 50 BAZOOKA 1		061214			070314/2 *38	S410485321001 *6	
50 cc. DRAGSTER 50 LC	1998-2000	068014/1	072414/3	072414/2 *64	070314/3 *39		
50 cc. DRAGSTER 50 LC						S410485321001 *6	
50 cc. FORMULA 50	1994-2000	061114	074414				
50 cc. FORMULA 50 LC	1994-2000	061114	074414				
50 cc. JET SET 50	2001-2003	068914		071514/1	071814 *19		
50 cc. PISTA 2 YANKEE 50	1995-1996	068014	072414/4	072414/1 *64	070314/2 *38		
50 cc. PISTA 1 50						S410485321001 *6	
50 cc. PISTA 1 50	0-1995	061214				S410485321001 *6	
50 cc. REPORTER 50		068014	072414/4	072414/1 *64	070314/2 *38	S410485321001 *6	
50 cc. SCOOP 2/3 50		068014	072414/4	072414/1 *64	070314/2 *38	S410485321001 *6	
50 cc. TORPEDO 50	1997-1999	061114	074414				
50 cc. TORPEDO NEW (2T) 50	2001-2003	068914		071514/1	071814 *19		
50 cc. VELOCIFERO 50	1993-1999	061114	074414				
KL							
50 cc. CLUB 50		068014/1	072414/3	072414/2 *64	070314/3 *39	S410485321001 *6	
50 cc. RACER 50		068014/1	072414/3	072414/2 *64	070314/3 *39	S410485321001 *6	
KOTIR							
50 cc. SR 50		068014	072414/4	072414/1 *64	070314/2 *38	S410485321001 *6	
KTM							
50 cc. CHRONO 50		068014	072414/4	072414/1 *64	070314/2 *38	S410485321001 *6	
50 cc. GO 50		068014/1	072414/3	072414/2 *64	070314/3 *39	S410485321001 *6	
50 cc. K 50		068014/1	072414/3	072414/2 *64	070314/3 *39	S410485321001 *6	
KYMCO							
50 cc. AGILITY 2T R16 / NAKED 50	2010-2012	070914					
50 cc. AGILITY RS 50 NAKED	2010	070914					
50 cc. B&W 50 / EURO2	2002-2003	070914					
50 cc. CX 50	1993	070714		072714			
50 cc. CX 50 SUPER	1994-1997	070714		072714			
50 cc. DINK 50 AIR	1998-2002	070914					
50 cc. DINK 50 LC	1998-2002	070914					
50 cc. DINK CLASSIC EURO2 50	2003	070914					
50 cc. DJ 50 W	1994-2000	070714		072714			
50 cc. DJ 50 Y	1993	070714		072714			
50 cc. FEVER ZX 50	1999-2000	070714		072714			
50 cc. FEVER ZX EURO2 50	2003-2004	070714		072714			
50 cc. GS IE 50		079714					
50 cc. HEROISM 50	1995-1997	070914					
50 cc. K12 50	1995-2000	070714		072714			
50 cc. KB 50	1995-2000	070714		072714			
50 cc. LIKE 50	2009	070914					
50 cc. MOVIE 50		070714		072714			
50 cc. PEOPLE 50	1999-2004	070914					
50 cc. PEOPLE 50 EURO2	2003-2011	070914					
50 cc. PEOPLE S 50	2005-2008	070914					
50 cc. SNIPER 50	1993	070914					
50 cc. SNIPER DD 50	1994-1996	070914					
50 cc. SUPER 9 50 LC	2000	070914					
50 cc. SUPER 9 SPORT EURO2 50	2003-2004	070914					
50 cc. TOP BOY 50	1997-2000	070914					
50 cc. VITALITY 50 2T	2004	070914					
50 cc. YUP 50 / EURO2	2002-2003	070914					
LEM							
50 cc. FLASH 50		061214				S410485321001 *6	
50 cc. GHIBLI 50		061214				S410485321001 *6	
50 cc. TORNADO SS1 50		061214				S410485321001 *6	
MACAL							
50 cc. CY STING 50		068014/1	072414/3	072414/2 *64	070314/3 *39	S410485321001 *6	
50 cc. THUNDER 50		068014/1	072414/3	072414/2 *64	070314/3 *39	S410485321001 *6	
MALAGUTI							
50 cc. CENTRO 50 BASE	1993-1994	068014/1	072414/3	072414/2 *64	070314/3 *39		
50 cc. CENTRO 50 BASE						S410485321001 *6	






STANDARD STROKE CORSA OE

LONG STROKE CORSA LUNGA

APPLICAZIONI / APPLICATIONS	ANNO / YEAR	STANDARD STROKE CORSA OE				LONG STROKE CORSA LUNGA		CONNECTING ROODS
		 ORIGINAL	 RACING Ø 10	 RACING Ø 12	 RACING Ø 12 (43 / 44 mm)			
50 cc. CENTRO SL 50	1994-1998	068014/1	072414/3	072414/2	*64	070314/3	*39	
50 cc. CENTRO SL 50								S410485321001 *6
50 cc. CENTRO SL KAT 50	1999-2000	068014/1	072414/3	072414/2	*64	070314/3	*39	
50 cc. CENTRO SL KAT 50								S410485321001 *6
50 cc. CIAK 50	1999-2000	068014/1	072414/3	072414/2	*64	070314/3	*39	
50 cc. CIAK 50								S410485321001 *6
50 cc. CIAK MASTER 50	2004	068014/1	072414/3	072414/2	*64	070314/3	*39	S410485321001 *6
50 cc. CIAK MASTER EU2	2006	068014/1	072414/3	072414/2	*64	070314/3	*39	
50 cc. CIAK MONO EURO 2.2.3 50	2003	068014/1	072414/3	072414/2	*64	070314/3	*39	
50 cc. CIAK MONO EURO 2.2.3 50								S410485321001 *6
50 cc. CIAK MONO EURO 2 50	2003	068014/1	072414/3	072414/2	*64	070314/3	*39	
50 cc. CIAK MONO EURO 2 50								S410485321001 *6
50 cc. CIAK TD 50	2000-2001	068014/1	072414/3	072414/2	*64	070314/3	*39	
50 cc. CIAK TD 50								S410485321001 *6
50 cc. CROSSER 50 CR1	1995-1998	061114	074414					
50 cc. F10 JET LINE 50 / KAT	1992-2000	068014/1	072414/3	072414/2	*64	070314/3	*39	
50 cc. F10 JET LINE 50 / KAT								S410485321001 *6
50 cc. F10 RESTYLING / EURO2-2.3	2003	068014/1	072414/3	072414/2	*64	070314/3	*39	
50 cc. F10 RESTYLING / EURO2-2.3								S410485321001 *6
50 cc. F10 RESTYLING EU1 50	2001-2002	068014/1	072414/3	072414/2	*64	070314/3	*39	
50 cc. F10 RESTYLING EU1 50								S410485321001 *6
50 cc. F10 RESTYLING EURO2 50	2002-2003/2006	068014/1	072414/3	072414/2	*64	070314/3	*39	
50 cc. F10 RESTYLING EURO2 50								S410485321001 *6
50 cc. F12 50 PHANTOM LC TWIN DISK	1998	068014/1	072414/3	072414/2	*64	070314/3	*39	
50 cc. F12 50 PHANTOM LC TWIN DISK								S410485321001 *6
50 cc. F12 PHANTOM 50	1994-1998	068014/1	072414/3	072414/2	*64	070314/3	*39	
50 cc. F12 PHANTOM 50								S410485321001 *6
50 cc. F12 PHANTOM 50 KAT	1999-2000	068014/1	072414/3	072414/2	*64	070314/2	*38	
50 cc. F12 PHANTOM 50 KAT								S410485321001 *6
50 cc. F12 PHANTOM 50 LC	1994-1998	068014/1	072414/3	072414/2	*64	070314/3	*39	
50 cc. F12 PHANTOM 50 LC								S410485321001 *6
50 cc. F12 PHANTOM 50 LC KAT	1999-2000	068014/1	072414/3	072414/2	*64	070314/3	*39	
50 cc. F12 PHANTOM 50 LC KAT								S410485321001 *6
50 cc. F12 PHANTOM EURO1 50	1999-2000	068014/1	072414/3	072414/2	*64	070314/3	*39	
50 cc. F12 PHANTOM EURO1 50								S410485321001 *6
50 cc. F12 PHANTOM EURO1 50 LC	1999-2000	068014/1	072414/3	072414/2	*64	070314/3	*39	
50 cc. F12 PHANTOM EURO1 50 LC								S410485321001 *6
50 cc. F12 PHANTOM RESTYLING EU1 50	2001-2002	068014/1	072414/3	072414/2	*64	070314/3	*39	
50 cc. F12 PHANTOM RESTYLING EU1 50								S410485321001 *6
50 cc. F12 PHANTOM RESTYLING EU1 50 LC	2001-2002							S410485321001 *6
50 cc. F12 PHANTOM RESTYLING EU2 50	2002	068014/1	072414/3	072414/2	*64	070314/3	*39	
50 cc. F12 PHANTOM RESTYLING EU2 50								S410485321001 *6
50 cc. F12 PHANTOM RESTYLING EU2 50 LC	2002							S410485321001 *6
50 cc. F12 PHANTOM RESTYLING EU2-2.3 50	2003-2004	068014/1	072414/3	072414/2	*64	070314/3	*39	
50 cc. F12 PHANTOM RESTYLING EU2-2.3 50 LC								S410485321001 *6
50 cc. F12 RESTYLING EU2 50 LC	2006	068014/1	072414/3	072414/2	*64	070314/3	*39	
50 cc. F12R PHANTOM 50 AC	2007-2010	068014/1	072414/3	072414/2	*64	070314/3	*39	
50 cc. F12R PHANTOM 50 LC	2007-2010	068014/1	072414/3	072414/2	*64	070314/3	*39	
50 cc. F15 50 FIRE FOX LC / KAT	1996-1998	068014/1	072414/3	072414/2	*64	070314/3	*39	
50 cc. F15 50 FIRE FOX LC / KAT								S410485321001 *6
50 cc. F15 FIREFOX 50 AC	2005	068014/1	072414/3	072414/2	*64	070314/3	*39	S410485321001 *6
50 cc. F15 FIREFOX EURO2 50	2002-2003	068014/1	072414/3	072414/2	*64	070314/3	*39	
50 cc. F15 FIREFOX EURO2 50								S410485321001 *6
50 cc. F15 FIREFOX RESTYLING EURO2-2.3 50	2003-2004	068014/1	072414/3	072414/2	*64	070314/3	*39	S410485321001 *6
50 cc. F15 FIREFOX TWIN DISKS & SPECIAL 50 LC	1998-1999	068014/1	072414/3	072414/2	*64	070314/3	*39	
50 cc. F15 FIREFOX TWIN DISKS & SPECIAL 50 LC								S410485321001 *6
50 cc. F15 FIREFOX TWIN DISKS DIGIT 50 LC KAT	1998-2000	068014/1	072414/3	072414/2	*64	070314/3	*39	
50 cc. F15 FIREFOX TWIN DISKS DIGIT 50 LC KAT								S410485321001 *6
50 cc. F15 RESTYLING EURO2 50 LC	2004-2005	068014/1	072414/3	072414/2	*64	070314/3	*39	S410485321001 *6
50 cc. F15 TDS RESTYLING EURO1 50 LC	2001	068014/1	072414/3	072414/2	*64	070314/3	*39	
50 cc. F15 TDS RESTYLING EURO1 50 LC								S410485321001 *6
50 cc. YESTERDAY-YESTERDAY EURO 50	1997-2000	068014/1	072414/3	072414/2	*64	070314/3	*39	
50 cc. YESTERDAY-YESTERDAY EURO 50								S410485321001 *6
MBK								
50 cc. ACTIVE 50		061214						S410485321001 *6
50 cc. BOOSTER CW 50								S410485321001 *6
50 cc. BOOSTER CW 50	1990-2002	068014	072414/4	072414/1	*64	070314/2	*38	
50 cc. BOOSTER CW L 50								S410485321001 *6
50 cc. BOOSTER CW L 50	2001-2003	068014	072414/4	072414/1	*64	070314/2	*38	
50 cc. BOOSTER CW L SPIRIT 50	2003	068014	072414/4	072414/1	*64	070314/2	*38	
50 cc. BOOSTER CW L SPIRIT 50								S410485321001 *6





STANDARD STROKE
 CORSA OE

LONG STROKE
 CORSA LUNGA

APPLICAZIONI / APPLICATIONS	ANNO / YEAR	 ORIGINAL	 RACING Ø 10	 RACING Ø 12	 RACING Ø 12 (43 / 44 mm)	 CONNECTING RODS		
50 cc. BOOSTER CW NAKED 50	2003	068014	072414/4	072414/1	*64	070314/2	*38	
50 cc. BOOSTER CW NAKED 50								S410485321001 *6
50 cc. BOOSTER CW R ROAD 50								S410485321001 *6
50 cc. BOOSTER CW R ROAD 50	1994-1995	068014	072414/4	072414/1	*64	070314/2	*38	
50 cc. BOOSTER CW RS NG 50	1995-2003	068014	072414/4	072414/1	*64	070314/2	*38	
50 cc. BOOSTER CW RS NG 50								S410485321001 *6
50 cc. BOOSTER CW RS NG EURO1 50	1999-2000	068014	072414/4	072414/1	*64	070314/2	*38	
50 cc. BOOSTER CW RS NG EURO1 50								S410485321001 *6
50 cc. BOOSTER CW RSP ROCKET 50	1997-1998	068014	072414/4	072414/1	*64	070314/2	*38	
50 cc. BOOSTER CW RSP ROCKET 50								S410485321001 *6
50 cc. BOOSTER CW RSX TRACK 50	1996-1998	068014	072414/4	072414/1	*64	070314/2	*38	
50 cc. BOOSTER CW RSX TRACK 50								S410485321001 *6
50 cc. BOOSTER CW SP SPIRIT EURO2 50	2002	068014	072414/4	072414/1	*64	070314/2	*38	
50 cc. BOOSTER CW SP SPIRIT EURO2 50								S410485321001 *6
50 cc. BOOSTER CW SPIRIT 50	1996-2000	068014	072414/4	072414/1	*64	070314/2	*38	
50 cc. BOOSTER CW SPIRIT 50								S410485321001 *6
50 cc. BOOSTER CW SPIRIT EURO2 50	2002-2003	068014	072414/4	072414/1	*64	070314/2	*38	
50 cc. BOOSTER CW SPIRIT EURO2 50								S410485321001 *6
50 cc. CR 50 Z TARGET								S410485321001 *6
50 cc. CR 50 Z TARGET	1991-1995	063214						
50 cc. CS MACH EU2	2002-2004							S410485321001 *6
50 cc. CS MACH G 50	2002-2003							S410485321001 *6
50 cc. CS MACH G 50	2002-2004	068014/1	072414/3	072414/2	*64	070314/3	*39	
50 cc. CT 50 S / SS SORRISO								S410485321001 *6
50 cc. CT 50 S / SS SORRISO	1991-1995	061214						
50 cc. EW STUNT 50	2000-2002	068014	072414/4	072414/1	*64	070314/2	*38	
50 cc. EW STUNT 50								S410485321001 *6
50 cc. HOT CHAMP 50		068014/1	072414/3	072414/2	*64	070314/3	*39	S410485321001 *6
50 cc. URBAN TRIAL 50				062414				
50 cc. YA EQUALIS 50		068014/1	072414/3	072414/2	*64	070314/3	*39	S410485321001 *6
50 cc. YA R FORTE 50	1994-1996	068014/1	072414/3	072414/2	*64	070314/3	*39	
50 cc. YA R FORTE 50								S410485321001 *6
50 cc. YA TA NEW SORRISO 50	1995-1996	068014/1	072414/3	072414/2	*64	070314/2	*38	
50 cc. YA TA NEW SORRISO 50								S410485321001 *6
50 cc. YE EVOLIS 50	1992-1995	068014/1	072414/3	072414/2	*64	070314/3	*39	
50 cc. YE EVOLIS 50								S410485321001 *6
50 cc. YH 50 FLIPPER	1998-2002	068014/1	072414/3	072414/2	*64	070314/3	*39	
50 cc. YH 50 FLIPPER								S410485321001 *6
50 cc. YH 50 FLIPPER CAT	1999-2000	068014/1	072414/3	072414/2	*64	070314/3	*39	
50 cc. YH 50 FLIPPER CAT								S410485321001 *6
50 cc. YH 50 FLIPPER EURO2	2003-2004	068014/1	072414/3	072414/2	*64	070314/3	*39	
50 cc. YH 50 FLIPPER EURO2								S410485321001 *6
50 cc. YM 50 FIZZ	1994-1995	068014/1	072414/3	072414/2	*64	070314/3	*39	
50 cc. YM 50 FIZZ								S410485321001 *6
50 cc. YN R OVETTO 50	1997-2001	068014/1	072414/3	072414/2	*64	070314/3	*39	
50 cc. YN R OVETTO 50								S410485321001 *6
50 cc. YN R OVETTO EURO1 50	2002-2004	068014/1	072414/3	072414/2	*64	070314/3	*39	
50 cc. YN R OVETTO EURO1 50								S410485321001 *6
50 cc. YN R OVETTO EURO2 50	2002-2003	068014/1	072414/3	072414/2	*64	070314/3	*39	
50 cc. YN R OVETTO EURO2 50								S410485321001 *6
50 cc. YQ L NITRO JAGUAR 50	2004	068014/1	072414/3	072414/2	*64	070314/3	*39	S410485321001 *6
50 cc. YQ NITRO 50 LC / CAT	1997-2002	068014/1	072414/3	072414/2	*64	070314/3	*39	
50 cc. YQ NITRO 50 LC / CAT	2004	068014/1	072414/3	072414/2	*64	070314/3	*39	S410485321001 *6
50 cc. YQ NITRO EURO2 50	2003	068014/1	072414/3	072414/2	*64	070314/3	*39	
50 cc. YQ NITRO EURO2 50								S410485321001 *6
MINARELLI								
50 cc. 6 SPEED 50				075414	*719			
50 cc. AM3-4-5-6 50				062414				
50 cc. AM3-4-5-6 50				075414	*719			
MOTRON								
50 cc. STING 50		068014/1	072414/3	072414/2	*64	070314/3	*39	S410485321001 *6
50 cc. SYNCRO 50		068014/1	072414/3	072414/2	*64	070314/3	*39	S410485321001 *6
50 cc. THUNDER 50		068014/1	072414/3	072414/2	*64	070314/3	*39	S410485321001 *6
PEUGEOT								
50 cc. BUXY 50	1994-1997	069114		074314				
50 cc. ELYSEO 50	1999	069114		074314				
50 cc. JET C-TECH 50	2004-2006	080014		081014				
50 cc. JET C-TECH 50	2004-2006			081014				
50 cc. JET FORCE 50	2004-2006	080014		081014				
50 cc. LOOXOR 50	2001	069114		074314				
50 cc. LUDIX 10 BLASTER RS12 50	2004-2006	080014		081014				



STANDARD STROKE CORSA OE

LONG STROKE CORSA LUNGA

APPLICAZIONI / APPLICATIONS	ANNO / YEAR	STANDARD STROKE CORSA OE			LONG STROKE CORSA LUNGA	
		 ORIGINAL	 RACING Ø 10	 RACING Ø 12	 RACING Ø 12 (43 / 44 mm)	 CONNECTING RODS
50 cc. LUDIX 50	2004-2006	080014		081014		
50 cc. METAL-X 50	2002	069114		074314		
50 cc. MOD.103				002314		
50 cc. SC 50 METROPOLIS LM	0-1991	008714				
50 cc. SPEEDAKE 50	1995-1997	069114		074314		
50 cc. SPEEDFIGHT 50	1997-1998	069114		074314		
50 cc. SPEEDFIGHT 50 KAT	1999	069114		074314		
50 cc. SPEEDFIGHT 50 LC	1997-1998	069114		074314		
50 cc. SQUAB 50	1995-1997	069114		074314		
50 cc. ST 50 RAPIDO/ L / L2 / 3	1985-1993	065214				
50 cc. SV 50 GEO	1991-1995	069114		074314		
50 cc. TREKKER 50 / ROAD	1998-2000	069114		074314		
50 cc. VIVACITY 50	1999	069114		074314		
50 cc. VIVACITY 50 KAT	1999-2002	069114		074314		
50 cc. VIVACITY SERIE SPECIALI 50	2002	069114		074314		
50 cc. X-FIGHT 50	2000	069114		074314		
50 cc. X-FIGHT 50 LC	2000	069114		074314		
50 cc. XP6 50				062414		
50 cc. X-RACE 50	2003	069114		074314		
50 cc. ZENITH 50 LN / LS / N	1994-1998	069114		074314		
75 cc. SC 75		079514				
PGO						
50 cc. BIG MAX 50 / SPORT		079914		075314	*719	S410485321001 *6
50 cc. HOT 50		079914				
50 cc. PMX-5 50		079914				
50 cc. SUPER FIFTY 50		068014/1	072414/3	072414/2	*64	070314/3 *39 S410485321001 *6
50 cc. TORNADO 50		079914				
PIAGGIO						
50 cc. BOXER 50 BRAVO			001214	004714		
50 cc. BRAVO 50			001214	004714		
50 cc. CBA 50			001214	004714		
50 cc. CIAO 50 / PX / FL / TEEN / FREE			001214	004714		
50 cc. DIESIS 50	2001	068914		071514/1	071814 *19	
50 cc. ECO 50			001214	004714		
50 cc. FLY 50 2T	2005-2010	068914		071514/1	071814 *19	
50 cc. FREE 50	1992-1994	068914		071514/1	071814 *19	
50 cc. FREE 50 FL	1995-2002	068914		071514/1	071814 *19	
50 cc. FREE DELIVERY 50	2000-2001	068914		071514/1	071814 *19	
50 cc. GRILLO 50			001214	004714		
50 cc. LIBERTY 2T	2006-2008	068914		071514/1	071814 *19	
50 cc. LIBERTY 50	1997-2002	068914		071514/1	071814 *19	
50 cc. LIBERTY 50 PTT EU2 2T	2004-2005	068914		071514/1	071814 *19	
50 cc. LIBERTY 50 RST 2T	2004	068914		071514/1	071814 *19	
50 cc. LIBERTY 50 SPORT 2T	2006-2008	068914		071514/1	071814 *19	
50 cc. LIBERTY MOC 50 2T	2009-2011	068914		071514/1	071814 *19	
50 cc. NRG 50 / RST MC2 LC	1996-1998	068914		071514/1	071814 *19	
50 cc. NRG 50 EXTREME		068914		071514/1	071814 *19	
50 cc. NRG 50 EXTREME LC	1999-2000	068914		071514/1		
50 cc. NRG 50 LC	1994-1996	068914		071514/1		
50 cc. NRG 50 MC3 DD LC	2001-2002	068914		071514/1		
50 cc. NRG MC3 50 AIR	2001-2002	068914		071514/1	071814 *19	
50 cc. NRG POWER DD 50	2005-2010	068914		071514/1		
50 cc. NRG POWER DT 50	2006-2008	068914		071514/1		
50 cc. NRG POWER PUREJET 50	2007-2011	068914		071514/1		
50 cc. NTT 50 LC	1995-1996	068914		071514/1		
50 cc. QUARTZ 50	1992-1996	068914		071514/1		
50 cc. SFERA 50 / BASE	1991-1993	068914		071514/1	071814 *19	
50 cc. SFERA 50 MAQUILLAGE 2	1994	068914		071514/1	071814 *19	
50 cc. SFERA 50 RST	1995-1997	068914		071514/1	071814 *19	
50 cc. SI 50 FL2 / MIX			001214	004714		
50 cc. TYPHOON 2T E2	2010-2012	068914		071514/1	071814 *19	
50 cc. TYPHOON 5 KAT ARIA	2001-2004/2010	068914		071514/1	071814 *19	
50 cc. VESPA 50 ET2 - CARBURATORE	1997-2005	068914		071514/1	071814 *19	
50 cc. VESPA 50 ET2 I.E.	1997-2000	068914		071514/1	071814 *19	
50 cc. VESPA LX 50 2T TOURING	2005-2011	068914		071514/1		
50 cc. VESPA LX 50 FL 2T	2009-2010	068914		071514/1		
50 cc. VESPA LXV 2T	2006-2008	068914		071514/1		
50 cc. VESPA LXV NAVY 50 2T	2008	068914		071514/1		
50 cc. VESPA PK 50 XL / XLS / RUSH / A.E.	1985-1988	079814				
50 cc. VESPA S 2T	2007-2011	068914		071514/1		
50 cc. ZIP & ZIP 50 BIMODALE	1994-1997	068914		071514/1	071814 *19	
50 cc. ZIP 50 DISCO		068914		071514/1	071814 *19	

STANDARD STROKE
 CORSA OE

LONG STROKE
 CORSA LUNGA

APPLICAZIONI / APPLICATIONS	ANNO / YEAR	 ORIGINAL	 RACING Ø 10	 RACING Ø 12	 RACING Ø 12 (43 / 44 mm)	 CONNECTING RODS
50 cc. ZIP 50 H2O / SP	1996-2004	068914		071514/1		
50 cc. ZIP 50 SP EU2	2006-2012	068914		071514/1		
50 cc. ZIP BASE 50	1992-1996	068914		071514/1	071814	*19
50 cc. ZIP EURO1 50	2000-2002	068914		071514/1		
50 cc. ZIP FAST RAIDER 50	1993-1994	068914			071814	*19
50 cc. ZIP FAST RAIDER 50				071514/1		
50 cc. ZIP FAST RAIDER RST 50	1996-1997	068914		071514/1	071814	*19
50 cc. ZIP RST 50 AIR	1996-1999	068914		071514/1	071814	*19
75 cc. SFERA 75					071814	*19
RIEJU						
50 cc. AM 50				075414	*719	
50 cc. DRAC AGUA / DL 4 50				062414		
50 cc. FIRST 50 ARIA		068014/1	072414/3	072414/2	*64	S410485321001 *6
50 cc. RR 50				062414		
50 cc. RS1 50				062414		
50 cc. TZR 50				075414	*719	
50 cc. WINDY 50		068014/1	072414/3	072414/2	*64	070314/3 *39 S410485321001 *6
RIZZATO						
50 cc. VAMOS 50			074414			
50 cc. VAMOS 50		061114				
SACHS						
50 cc. GIPSY 50		068914		071514/1		
50 cc. HERCULES LIMBO 50		068914		071514/1		
50 cc. SPEEDFIGHT 50		069114		074314		
50 cc. SQUAB 50		069114		074314		
50 cc. SR 50		068914		071514/1		
SUNDOWN						
50 cc. SUPER FIFTY 50		068014/1	072414/3	072414/2	*64	070314/3 *39 S410485321001 *6
SUZUKI						
0 cc. TGB		072014				
50 cc. AH 50 ADDRESS	1992-1995	061114	074414			
50 cc. AJ 50 ZZ SEPIA S	1995-1997	061114	074414			
50 cc. AP 50	1994-1997	061114	074414			
50 cc. AY 50 KATANA	1997-2001	061514				
50 cc. AY 50 KATANA	1999	061714		074814		
50 cc. AY 50 KATANA LC / R	1997-2001	061414				
50 cc. FZ 50 N SUZZY		061114				
50 cc. FZ 50 N SUZZY			074414			
50 cc. TR 50 S STREET MAGIC	1998	061814				
50 cc. UX ZILLION 50 LC	1999	061714		074814		
YAMAHA						
50 cc. BWS 50	2004-2012	068014	072414/4	072414/1	*64	070314/2 *38
50 cc. BWS BUMP 50	1997-1998	068014	072414/4	072414/1	*64	070314/2 *38
50 cc. BWS BUMP 50						S410485321001 *6
50 cc. BWS NAKED 50	2003 / -2012	068014	072414/4			
50 cc. BWS NAKED 50	2003 / -2012			072414/1	*64	
50 cc. BWS NAKED 50	2003-2012					070314/2 *38
50 cc. BWS NAKED 50						S410485321001 *6
50 cc. BWS NEXT GENERATION 50	1997-2005	068014	072414/4	072414/1	*64	070314/2 *38
50 cc. BWS NEXT GENERATION 50						S410485321001 *6
50 cc. BWS NEXT GENERATION 50 KAT	1999-2000	068014	072414/4	072414/1	*64	070314/2 *38
50 cc. BWS NEXT GENERATION 50 KAT						S410485321001 *6
50 cc. BWS ORIGINAL 50 / SPY	1997-2002	068014	072414/4	072414/1	*64	070314/2 *38
50 cc. BWS ORIGINAL 50 / SPY						S410485321001 *6
50 cc. BWS R 50	2001	068014	072414/4	072414/1	*64	070314/2 *38
50 cc. BWS R 50						S410485321001 *6
50 cc. CR Z TARGET 50		063214				S410485321001 *6
50 cc. CS 50 JOG R EURO2	2002-2005	068014/1	072414/3	072414/2	*64	070314/3 *39
50 cc. CS 50 JOG R EURO2						S410485321001 *6
50 cc. CS JOG R 50	2002-2011	068014/1	072414/3	072414/2	*64	070314/3 *39
50 cc. CT 50 SUPER SPORT						S410485321001 *6
50 cc. CT 50 SUPER SPORT	1990-1995	061214				
50 cc. CW 50 RS SPY	1995-1998	068014	072414/4	072414/1	*64	070314/2 *38
50 cc. CW 50 RS SPY						S410485321001 *6
50 cc. CW BWS ORIGINAL EURO2 50	2002-2003	068014	072414/4	072414/1	*64	070314/2 *38
50 cc. CW BWS ORIGINAL EURO2 50						S410485321001 *6
50 cc. CW L BWS 50	2003	068014	072414/4	072414/1	*64	070314/2 *38
50 cc. CW L BWS 50						S410485321001 *6
50 cc. EW SLIDER 50	2000-2002	068014	072414/4	072414/1	*64	070314/2 *38

STANDARD STROKE CORSA OE

LONG STROKE CORSA LUNGA

APPLICAZIONI / APPLICATIONS	ANNO / YEAR	STANDARD STROKE CORSA OE			LONG STROKE CORSA LUNGA		CONNECTING RODS	
		ORIGINAL	RACING Ø 10	RACING Ø 12	RACING Ø 12 (43 / 44 mm)			
50 cc. EW SLIDER 50							S410485321001 *6	
50 cc. JOG 50		068014/1	072414/3	072414/2	*64	070314/3	*39	S410485321001 *6
50 cc. JOG ER 50		068014/1	072414/3	072414/2	*64	070314/3	*39	S410485321001 *6
50 cc. TZR 50				062414				
50 cc. XC BELUGA 50		061214						
50 cc. YA R AXIS 50	1995-1996	068014/1	072414/3	072414/2	*64	070314/3	*39	
50 cc. YA R AXIS 50								S410485321001 *6
50 cc. YA ZA JOG Z 50								S410485321001 *6
50 cc. YA ZA JOG Z 50	1995-1996	068014/1	072414/3	072414/2	*64	070314/3	*39	
50 cc. YE ZEST 50		068014/1	072414/3	072414/2	*64	070314/3	*39	S410485321001 *6
50 cc. YH 50 WHY EURO1	1999-2000	068014/1	072414/3	072414/2	*64	070314/3	*39	
50 cc. YH 50 WHY EURO1								S410485321001 *6
50 cc. YH 50 WHY EURO2	2003-2004	068014/1	072414/3	072414/2	*64	070314/3	*39	
50 cc. YH 50 WHY EURO2	2005							S410485321001 *6
50 cc. YH WHY 50	2001-2002	068014/1	072414/3	072414/2	*64	070314/3	*39	
50 cc. YH WHY 50	1998	068014/1	072414/3	072414/2	*64	070314/3	*39	
50 cc. YH WHY 50	1999-2000							S410485321001 *6
50 cc. YM 50 BREEZE	1994-1995	068014/1	072414/3	072414/2	*64	070314/3	*39	
50 cc. YM 50 BREEZE								S410485321001 *6
50 cc. YN 50 NEO'S EURO2	2002-2003	068014/1	072414/3	072414/2	*64	070314/3	*39	
50 cc. YN 50 NEO'S EURO2								S410485321001 *6
50 cc. YN R NEO'S 50 / OVETTO	1997-2002	068014/1	072414/3	072414/2	*64	070314/3	*39	
50 cc. YN R NEO'S 50 / OVETTO								S410485321001 *6
50 cc. YQ AEROX 50 LC	1997-2012	068014/1	072414/3	072414/2	*64	070314/3	*39	
50 cc. YQ AEROX 50 LC	97-98 / 2001-2002							S410485321001 *6
50 cc. YQ L AEROX EURO2 50	2003	068014/1	072414/3	072414/2	*64	070314/3	*39	
50 cc. YQ L AEROX EURO2 50								S410485321001 *6
50 cc. YW50 ZUMA 50		068014	072414/4	072414/1	*64	070314/2	*38	S410485321001 *6



ATHENA distribuisce esclusivamente filtri olio prodotti da fornitori in primo impianto delle più importanti case motociclistiche. I filtri olio sono venduti, quando necessario, con il relativo kit o-ring. Qualità, affidabilità e convenienza sono le caratteristiche dei filtri olio **ATHENA**.

Per praticità di consultazione abbiamo dato due possibilità di ricerca: la prima in ordine di applicazione di marca e modello e la seconda che elenca tutte le applicazioni possibili per singolo codice.



ATHENA is the sole distributor of oil filters which OEM suppliers of the most important motorcycle manufacturers produce. The oil filters are sold, when necessary, complete with the relative o-ring kit. Quality, reliability and cheapness feature **ATHENA** oil filters. In order to easily access our, we provide for two methods of research: the first one is by trademark/model and the second one showing all the applications for every Part Number.



ATHENA distribue exclusivement les filtres à huile fabriqués par les fournisseurs de premier monte des fabricants de motocyclettes les plus importants. Les filtre à huiles sont vendus, si nécessaire avec l'o-ring kit relative. Qualité et fiabilité sont les caractéristiques des filtres à huile **ATHENA**.

Pour une consultation plus rapide et facile, nous proposons deux modalités de recherche: la première par marque/modèle et la seconde en choisissant les affectations disponibles pour chaque référence.



ATHENA distribuye en exclusiva filtros de aceite fabricados por proveedores de primer equipo de las marcas más importantes de motocicletas. Los filtros incluyen el kit de tóricas cuando son necesarias. Calidad y fiabilidad son las características de los filtros de aceite **ATHENA**.

Para facilitar las consultas, damos dos posibilidad de búsqueda: la primera en orden de aplicaciones de marca y modelo y la segunda que detalla todas las aplicaciones de cada referencia.



APPLICAZIONI PER MARCA / APPLICATION BY MAKE

APPLICAZIONI / APPLICATIONS	ANNO / YEAR	ATHENA #	NOTE / NOTES	APPLICAZIONI / APPLICATIONS	ANNO / YEAR	ATHENA #	NOTE / NOTES
ADIVA				1.000 cc. TUONO V4 R STD - APRC 1000	2011-2013	FFP009	
125 cc. ADIVA 125 AD PIAGGIO ENG.	2007-2008	FFP002		1.000 cc. TUONO 1000 R FACTORY	2006-2008	FFC040	
125 cc. ADIVA 125/150 AD (BENELLI ADIVA)	2001-2006	FFP002		1.200 cc. DORSODURO 1200	2011-2012	FFP001	
250 cc. AD/EURO 2 / 3 (ENG. PIAGGIO) 250	2006-2008	FFP002		BENELLI			
400 cc. ADIVA 400 AD/CABRIO PIAGGIO ENG.	2009	FFP001		125 cc. ADIVA 125 4T	2001-2003	FFP002	
APRILIA				150 cc. ADIVA 150 4T	2001-2003	FFP002	
125 cc. ATLANTIC EU3 125	2003-2011	FFP002		230 cc. 304	1994	FFP012	
125 cc. ATLANTIC 125	2003-2005	FFP002		250 cc. VELVET 250 4T LC ECO	1999-2000	FFC014	
125 cc. HABANA 125 / CUSTOM	1999-2002	FFC002		254 cc. 254		FFP012	
125 cc. LEONARDO 125 4T	1996-2004	FFC032		350 cc. RS 350		FFC018	
125 cc. MOJITO CUSTOM	1999-2010	FFP002		354 cc. 354 SPORT		FFC018	
125 cc. MOJITO 125	2003-2008	FFP002		354 cc. 354 T		FFC018	
125 cc. RS-4 125	2011-2013	FFC039		500 cc. 500 LS		FFC018	
125 cc. SCARABEO 125 (Mot. Piaggio)	1997-2003	FFC032		500 cc. 500 QUATTRO		FFC018	
	2003-2005	FFP002		500 cc. 500 4T		FFC018	
125 cc. SCARABEO 125 4T	1997-2003	FFC032		654 cc. 654 SPORT	- 1985	FFC018	
	2003-2005	FFP002		654 cc. 654 T	- 1985	FFC018	
	2008-2011	FFP002		750 cc. 4T 6 CIL.	- 1982	FFC018	
125 cc. SPORT CITY CUBE 125	2006-2008	FFP002		900 cc. 4T 6 CIL.	- 1991	FFC018	
125 cc. SPORT CITY EU3	2006-2008	FFP002		BIMOTA			
125 cc. SPORT CITY ONE	2008-2010	FFP002		600 cc. YB9 600 SRI	1996	FFP008	
125 cc. SR MAX 125	2010-2011	FFP002		650 cc. SUPERMONO 650	1994-1997	FFC033	
125 cc. SR MOTARD 125	2012	FFP002		750 cc. SB7 750	1993	FFP009	
150 cc. ATLANTIC 150	2003	FFP002		900 cc. MANTRA 900	- 1995	FFP011	
150 cc. LEONARDO 150 4T	1996-2004	FFC032		1.000 cc. YB 11 1000	1996	FFP008	
150 cc. MOJITO / MOJITO CUSTOM 150	2003-2005	FFC032		1.100 cc. SB6 1100	- 1997	FFP009	
150 cc. SCARABEO 150 4T	1999-2003	FFC032		BMW			
200 cc. ATLANTIC 200 4T LC	2003-2005	FFP002		125 cc. C1 125	2001-2002	FFC032	
200 cc. SCARABEO / SCARABEO GT 200	2002-2003	FFC032		200 cc. C1	2002	FFC032	
	2003-2005	FFP002		450 cc. R 45	1978-1985	FFC024	
200 cc. SPORT CITY CUBE 200	2008-2010	FFP002		500 cc. R 50 / 5	1969-1973	FFC024	
250 cc. ATLANTIC EU3 250	2006-2008	FFP002		600 cc. C 600 SPORT	2013	FFP024	
250 cc. ATLANTIC 250	2003-2005	FFP002		600 cc. C600 SPORT	2012	FFP024	
250 cc. SCARABEO GT 250	2003-2005	FFP002		600 cc. R 60	1969-1984	FFC024	
250 cc. SCARABEO LIGHT 250	2006-2008	FFP002		650 cc. C 650 GT	2013	FFP024	
250 cc. SCARABEO 250	2003-2005	FFP002		650 cc. C650 GT	2012	FFP024	
250 cc. SPORT CITY CUBE 250	2008-2011	FFP002		650 cc. F 65 / F 65 ST	1993-2000	FFC033	
250 cc. SPORT CITY EU3 250	2006-2008	FFP002		650 cc. F 650 CS SCARVER	2002-2005	FFC033	
300 cc. ATLANTIC 300	2010-2011	FFP002		650 cc. F 650 GS	2000-2004	FFC033	
300 cc. SCARABEO LIGHT 300	2009-2011	FFP002			2008-2012	FFP024	
300 cc. SPORT CITY CUBE 300	2008-2010	FFP002		650 cc. F 650 GS DAKAR	2001-2007	FFC033	
300 cc. SR MAX 300	2011	FFP002		650 cc. G650 X CHALLENGE/ MOTO/ COUNTRY	2007-2008	FFC033	
350 cc. ETX 350	1985-1990	FFC033		650 cc. R 65 / LS / T / GS / 20 / 35 / RT	1978-1993	FFC024	
350 cc. TUAREG 350 WIND	1985-1990	FFC033		650 cc. R 65 GS	1978-1992	FFC023	
400 cc. ATLANTIC SPRINT 400	2005-2008	FFP001		700 cc. F 700 GS	2013	FFP024	
400 cc. SCARABEO LIGHT 400	2006-2008	FFP001		750 cc. K 75 / 2 / C / S / RT / SE	1984-1997	FFP010	
500 cc. ATLANTIC SPRINT 500	2005-2008	FFP001		750 cc. R 75 / 5 / 6	1969-1979	FFC024	
500 cc. ATLANTIC 500 4T LC	2001-2005	FFP001		750 cc. R 75 / 5 / 6 / T	1979	FFC024	
500 cc. SCARABEO LIGHT 500	2006-2008	FFP001		800 cc. F 800 GS	2007-2013	FFP024	
500 cc. SCARABEO 500	2002-2011	FFP001		800 cc. F 800 R	2010-2011	FFP024	
600 cc. PEGASO 600	1986-1993	FFC033		800 cc. F 800 S	2004-2010	FFP024	
600 cc. TUAREG 600 / SPX / PARIS DAKAR / WIND	1987-1993	FFC033		800 cc. F 800 ST	2004-2012	FFP024	
650 cc. MOTO' 6.5	1995-2001	FFC033		800 cc. GS 80	1975-1986	FFC024	
650 cc. PEGASO 650	1990-2000	FFC033		800 cc. R 80 / RT / GS / PD / CH / T / ST		FFC024	
650 cc. PEGASO 650 I.E.	2001-2004	FFC033		800 cc. R 80 / 7	1976-1993	FFC024	
660 cc. PEGASO STRADA / FUN / FACTORY / TRAIL	2005-2008	FFC014		800 cc. R 80 GS PARIS DAKAR	1980-1997	FFC024	
750 cc. DORSODURO	2008-2012	FFP001		800 cc. R 80 N	1981	FFC024	
750 cc. SHIVER	2008-2012	FFP001		800 cc. R 80 R / R 80 MYS	1991-1995	FFC024	
750 cc. SHIVER GT 750	2008-2009	FFP001		800 cc. R 80 R / RT / ST	1976-1997	FFC024	
850 cc. MANA / GT	2008-2012	FFP001			1983	FFC023	
850 cc. SRV	2012	FFP001		800 cc. R 80 TN / TS	1978-1981	FFC024	
1.000 cc. ETV CAPO NORD / RALLY / ABS	2001-2008	FFC040		850 cc. R 850 C	1999-2001	FFP010	
1.000 cc. RST 1000 FUTURA	2001-2002	FFC040		850 cc. R 850 GS	1999-2001	FFP010	
1.000 cc. RSV 1000	1998-2005	FFC040		850 cc. R 850 R	2000-2006	FFP010	
1.000 cc. RSV 1000 R	1998-2008	FFC040		850 cc. R 850 R 4V	1995-1998	FFP010	
1.000 cc. RSV 1000 R FACTORY / DREAM	2004-2008	FFC040		900 cc. R 90 / 6 / S	1973-1976	FFC024	
1.000 cc. RSV 1000 SL FALCO	2000-2002	FFC040		1.000 cc. G / S 1000 CON RADIATORE OLIO II S.	1980	FFC024	
1.000 cc. RSV 1000 SP	2000-2001	FFC040		1.000 cc. K 100 LT	1986-1991	FFP010	
1.000 cc. RSV 1000 TUONO R	2002-2009	FFC040		1.000 cc. K 100 LT ABS	1983-1994	FFP010	
1.000 cc. RSV4 1000 R/FACTORY/SPECIAL EDITION	2009-2013	FFP009					

APPLICAZIONI / APPLICATIONS	ANNO / YEAR	ATHENA #	NOTE / NOTES	APPLICAZIONI / APPLICATIONS	ANNO / YEAR	ATHENA #	NOTE / NOTES
BMW							
1.000 cc. K 100 RS / RT	1983-1994	FFP010		900 cc. SXT 900 E		FFP011	
1.000 cc. K 100 RS ABS	1983-1994	FFP010		1.000 cc. NAVIGATOR 1000	2000-2005	FFP009C	Cromato
1.000 cc. K 100 RS 16V	1989-1992	FFP010			2000-2005	FFP009	
1.000 cc. K 100 RT	1983-1994	FFP010		1.000 cc. RAPTOR 1000	2000-2005	FFP009C	Cromato
1.000 cc. K 100 RT / LT 8V	1983-1994	FFP010			2000-2005	FFP009	
1.000 cc. KL 100 LT / LS / RT	1983-1993	FFP010		1.000 cc. V-RAPTOR 1000	2000-2005	FFP009	
1.000 cc. K1	1989-1994	FFP010			2000-2005	FFP009C	Cromato
1.000 cc. R 100	1978-1995	FFC024		1.000 cc. XTRA-RAPTOR 1000	2000-2005	FFP009C	Cromato
1.000 cc. R 100 / 7	1976-1978	FFC024			2000-2005	FFP009	
1.000 cc. R 100 CS / RS / RT	1980-1990	FFC024		DAELIM			
1.000 cc. R 100 GS	1986-1995	FFC024		125 cc. NS 125 I / II / III	1998-2005	FFC050	
1.000 cc. R 100 GS / PD / RS / RT / CS	1995	FFC024		125 cc. SL 125 B-BONE / HISTORY		FFC050	
1.000 cc. R 100 GS / 88	1990-1991	FFC024		125 cc. S-1 OTELLO 125	2007-2011	FFC050	
1.000 cc. R 100 ParisDakar	1990-1991	FFC024		125 cc. S2 FREEWING 125		FFC050	
1.000 cc. R 100 R / MYSTIC	1991-1996	FFC024		125 cc. VC 125	1996	FFC051	
1.000 cc. R 100 RS / RT	1977-1992	FFC024		125 cc. VS 125 EVOLUTION	1997-2005	FFC051	
1.000 cc. R 100 S / T	1976-1984	FFC024		125 cc. VT 125 EVOLUTION	1997-2005	FFC051	
1.000 cc. S 1000 RR	2010-2012	FFP001		DERBI			
1.100 cc. K 1100 LT	1989-1999	FFP010		125 cc. BOULEVARD 125 EU3	2002-2012	FFP002	
1.100 cc. K 1100 LT / RS	1992-1999	FFP010		125 cc. GP1 LOW SEAT EU3	2007-2008	FFP002	
1.100 cc. K 1100 RS	1992-1999	FFP010		125 cc. RAMBLA	2008-2011	FFP002	
1.100 cc. K 1100 RT 16V	1990-1993	FFP010		125 cc. SONAR 125	2010-2011	FFP002	
1.100 cc. R 1100 R / RS 4V / RT / GS	1992-2001	FFP010		125 cc. VARIANT SPORT 4T E3 125	2012	FFP002	
1.100 cc. R 1100 S	1999-2004	FFP010		150 cc. BOULEVARD 150 EU3	2002-2004	FFP002	
1.100 cc. R 1100 SPORT / SPORT BOXER	1999-2004	FFP010		150 cc. SONAR 150	2010-2011	FFP002	
1.150 cc. R 1150	1999-2005	FFP010		200 cc. BOULEVARD 200	2005	FFP002	
1.200 cc. K 1200 R	2005-2008	FFP001		250 cc. GP1 LOW SEAT EU3	2007-2008	FFP002	
1.200 cc. K 1200 RS	1997-2004	FFP010		300 cc. RAMBLA 300	2010-2011	FFP002	
	2005-2008	FFP001		DUCATI			
1.200 cc. K 1200 S	2005-2008	FFP001		350 cc. F3 / INDIANA / PANTAH 350	1978-1990	FFP011	
1.200 cc. R 1200 C	1997-2004	FFP010		350 cc. SUPERSPORT 350		FFP011	
1.200 cc. R 1200 C MONTAUK / PHOENIX / AVANTGARDE	2000-2005	FFP010		350 cc. SUPERSPORT 350 JUNIOR		FFP011	
1.200 cc. R 1200 GS / ADVENTURE	2004-2012	FFP024		400 cc. MONSTER 400	1995-1997	FFP011	
1.200 cc. R 1200 GS HP2	2005-2008	FFP024			2000-2004	FFP011	
1.200 cc. R 1200 HP2 SPORT	2007-2010	FFP024		400 cc. MONSTER 400 I.E.	2005-2006	FFP011	
1.200 cc. R 1200 R	2007-2012	FFP024		400 cc. MONSTER 400 ONLY JAPAN	2001-2008	FFP011	
1.200 cc. R 1200 S	2006-2009	FFP024		400 cc. SUPERSPORT 400	1993-1997	FFP011	
1.200 cc. R 1200 ST/RT	2005-2012	FFP024		500 cc. PANTAH SL / TL 500		FFP011	
1.300 cc. K 1300 GT	2009-2010	FFP001		550 cc. SUPER MONO 550	1993	FFP011	
1.300 cc. K 1300 R	2009-2012	FFP001		600 cc. MONSTER CITY / CITY DARK 600	1999	FFP011	
1.300 cc. K 1300 R DYNAMIC	2012	FFP001		600 cc. MONSTER DARK 600	1993-2001	FFP011	
1.300 cc. K 1300 S	2009-2012	FFP001		600 cc. MONSTER 600	1993-2001	FFP011	
1.600 cc. K 1600 GT/GTL	2011-2012	FFP024		600 cc. PANTAH TL / SL 600	1981-1985	FFP011	
CAGIVA				600 cc. SUPERSPORT 600	1991-1997	FFP011	
350 cc. ALA BLU 350 SX		FFP011		620 cc. MONSTER IE / S 620	2002-2006	FFP011	
350 cc. ALA ROSSA 350	1983-1985	CH6075		620 cc. MONSTER 620 I.E. / DARK / EUR / USA	2002-2006	FFP011	
350 cc. ALAZURRA 350 / GT		FFP011		620 cc. MULTISTRADA 620	2005	FFP011	
350 cc. ELEFANT 350		FFP011		620 cc. SPORT 620	2003	FFP011	
		FFP005		650 cc. INDIANA CUSTOM 650	1986-1988	FFP011	
	1978-1989	FFP014		650 cc. PANDIT SL 650	1986-1988	FFP011	
350 cc. R / E 350		CH6075		660 cc. MONSTER 659 / ABS (AUST-NZ)	2012-2013	FFP011	
500 cc. CANYON 500	1996-2000	CH6075		695 cc. MONSTER 695	2007-2008	FFP011	
500 cc. E 500		CH6075		700 cc. MONSTER 696 / ABS	2008-2013	FFP011	
500 cc. RIVER 500	1995-1999	CH6075		748 cc. 748	2002	FFP011	
500 cc. W16 500	1994-1998	CH6075		748 cc. 748 BIPOSTO	1995-2002	FFP011	
650 cc. ALAZURRA 650	1982-1988	FFP011		748 cc. 748 BIPOSTO SP	1995-1997	FFP011	
650 cc. ELEFANT 650		FFP005		748 cc. 748 R	2000-2002	FFP011	
	1982-1988	FFP011		748 cc. 748 RACING	1998-1999	FFP011	
650 cc. RAPTOR 650	2000-2005	FFP009C	Cromato	748 cc. 748 S	2000-2002	FFP011	
	2000-2005	FFP009		748 cc. 748 SP	1995-2002	FFP011	
650 cc. V-RAPTOR 650	2000-2005	FFP009C	Cromato	748 cc. 748 SPS	1998-1999	FFP011	
	2000-2005	FFP009		748 cc. 748 TESTA BASSA	2001	FFP011	
750 cc. ALAZURRA 750		FFP011		748 cc. 749 DARK EUROPE	2004-2006	FFP011	
750 cc. ELEFANT 750 / BIFARO	1989-1998	FFP011		748 cc. 749 R	2004-2006	FFP011	
900 cc. CANYON 900 I.E.	1998-2000	FFP011		748 cc. 749 S EUROPA/USA	2003-2006	FFP011	
900 cc. ELEFANT 900 I.E.	1992-1997	FFP011		750 cc. GT 750	1972-1975	FFC034	
900 cc. GRAN CANYON 900	1998-2000	FFP011		750 cc. INDIANA CUSTOM / F1MK II S. 750	1985-1990	FFP011	
900 cc. I.E. 900 / GT	1991	FFP011		750 cc. INDIANA 750		FFP011	
900 cc. LUCKY EXPLORER 900		FFP011		750 cc. LAGUNA SECA 750	1987-1988	FFP011	

APPLICAZIONI / APPLICATIONS	ANNO / YEAR	ATHENA #	NOTE / NOTES	APPLICAZIONI / APPLICATIONS	ANNO / YEAR	ATHENA #	NOTE / NOTES
DUCATI							
750 cc. MONSTER CITY / CITY DARK 750	1996-2002	FFP011		944 cc. 944 ST2	1997-2003	FFP011	
750 cc. MONSTER I.E. 750	1996-2002	FFP011		989 cc. DESMOSEDICI RR 989	2008	FFP011	
750 cc. MONSTER 750	1996-2002	FFP011		996 cc. 916 RACING	1997-1998	FFP011	
750 cc. MONTJUICH 750	1987-1988	FFP011		996 cc. 916 SPS	1997-1998	FFP011	
	1991-1998	FFP011		996 cc. 916 (996) SPORT TOURING 4	2001-2005	FFP011	
750 cc. PASO 750	1984-1990	FFP011		996 cc. 996	1999-2001	FFP011	
750 cc. S 750	1971-1990	FFC034		996 cc. 996 MONSTER S4R / USA / EUROPE	2004-2006	FFP011	
750 cc. SANTAMONICA 750		FFP011		996 cc. 996 R	2001	FFP011	
750 cc. SPORT 750	1984-1990	FFP011		996 cc. 996 RACING	1997-2001	FFP011	
	2001-2002	FFP011		996 cc. 996 RS	2000	FFP011	
750 cc. SS SPECIAL 750	1971-1990	FFC034		996 cc. 996 SPECIAL USA	1999-2001	FFP011	
750 cc. SS SUPERSPORT 750	1991-2002	FFP011		996 cc. 996 SPS	1997-2000	FFP011	
750 cc. SS 750	1971-1990	FFC034		996 cc. 996 SPS II / III	1999-2000	FFP011	
750 cc. SUPERSPORT 750	1991-2002	FFP011		996 cc. 996 USA	1999-2000	FFP011	
750 cc. SUPERSPORT 750 I.E.	1991-2002	FFP011		998 cc. 998	2002-2003	FFP011	
800 cc. HYPERMOTARD 796 (2V)	2010-2012	FFP011		998 cc. 998 MATRIX	2004	FFP011	
800 cc. MONSTER	2003-2004	FFP011		998 cc. 998 MONSTER 4SRS / TRICOLORE EUR/USA	2007	FFP011	
800 cc. MONSTER S2R 800 / DARK / EUROPE / USA	2005-2007	FFP011		998 cc. 998 R	2002-2003	FFP011	
800 cc. MONSTER 795 800 / ABS	2012-2013	FFP011		998 cc. 998 S BAYLISS / BOSTROM	2002-2003	FFP011	
800 cc. MONSTER 796 / ABS	2010-2012	FFP011		998 cc. 998 S FINAL EDITION	2004	FFP011	
800 cc. SPORT 800	2003	FFP011		998 cc. 999 R EUR/USA	2003-2006	FFP011	
800 cc. SUPERSPORT 800	2003-2006	FFP011		998 cc. 999 RS	2004-2005	FFP011	
848 cc. STREETFIGHTER 848	2012-2013	FFP011		998 cc. 999 S	2003-2006	FFP011	
848 cc. SUPERBIKE 848 EVO	2013	FFP011		998 cc. 999 998cc	2003-2006	FFP011	
850 cc. 848 / NH / EVO	2008-2013	FFP011		1.000 cc. GT 1000 EUROPE/USA	2007-2010	FFP011	
851 cc. ALL MODELS 851	1989-1993	FFP011		1.000 cc. MONSTER S	2005	FFP011	
851 cc. 851 SUPERBIKE	1989-1993	FFP011		1.000 cc. MONSTER S2R	2006-2008	FFP011	
851 cc. 851 SUPERBIKE BIPOSTO	1989-1993	FFP011		1.000 cc. MONSTER 1000	2003-2005	FFP011	
851 cc. 851 SUPERBIKE STRADA	1982-1995	FFP011		1.000 cc. MULTISTRADA 1000	2003-2006	FFP011	
851 cc. 851 SUPERBIKE USA	1992-1995	FFP011		1.000 cc. MULTISTRADA 1000 S	2006	FFP011	
860 cc. GT 860	1975-1976	FFC034		1.000 cc. SPORT CLASSIC 1000 EUROPA / USA	2006-2009	FFP011	
888 cc. 888 SBK S.P.O USA	1994-1995	FFP011		1.000 cc. SPORT MONOPOSTO JPN	2007	FFP011	
888 cc. 888 SP4		FFP011		1.000 cc. SPORT TOURING 3 EUROPE / USA	2004-2007	FFP011	
888 cc. 888 S.P.5 DESMO4	1992-1995	FFP011		1.000 cc. SPORT TOURING 3S ABS EUROPE / USA	2004-2007	FFP011	
888 cc. 888 STRADA DESMO4	1992-1994	FFP011		1.000 cc. SUPERSPORT 1000 EUROPE / USA	2003-2006	FFP011	
888 cc. 888 SUPERBIKE SPO / SP5	1993	FFP011		1.100 cc. HYPERMOTARD EVO 1100	2010-2012	FFP011	
888 cc. 888 SUPERBIKE STRADA	1994-1995	FFP011		1.100 cc. HYPERMOTARD 1100	2008-2009	FFP011	
888 cc. 888 SUPERBIKE USA	1994-1995	FFP011		1.100 cc. HYPERMOTARD 1100 S	2008-2009	FFP011	
900 cc. DS DARMAH S / SS 900	1975-1985	FFC034		1.100 cc. MONSTER EVO ABS 1100	2011-2013	FFP011	
900 cc. MH EVOLUZIONE 900	2001-2002	FFP011		1.100 cc. MONSTER 1100	2009-2010	FFP011	
900 cc. MH 900	2001-2002	FFP011		1.100 cc. MONSTER 1100 S	2009-2010	FFP011	
900 cc. MHR 900		FFC034		1.100 cc. MULTISTRADA 1100	2008-2009	FFP011	
		FFP005		1.100 cc. MULTISTRADA 1100 S	2006-2009	FFP011	
900 cc. MONSTER CITY / CITY DARK 900	1993-2002	FFP011		1.100 cc. STREETFIGHTER	2010-2012	FFP011	
900 cc. MONSTER CROMO / SPECIAL 900	1998	FFP011		1.100 cc. STREETFIGHTER S	2010-2012	FFP011	
900 cc. MONSTER I.E. 900	1993-2002	FFP011		1.100 cc. 1098	2007-2008	FFP011	
900 cc. MONSTER S4 FOGARTY 900	2001-2002	FFP011		1.100 cc. 1098 S	2007-2008	FFP011	
900 cc. MONSTER USA 900	1993-2002	FFP011		1.100 cc. 1098 STREETFIGHTER S	2013	FFP011	
900 cc. MONSTER 900	1993-1998	FFP011		1.200 cc. DIAVEL / ABS 1200	2011-2013	FFP011	
900 cc. PASO 906	1988-1991	FFP011		1.200 cc. MULTISTRADA 1200	2012-2013	FFP011	
900 cc. SD 900	1975-1985	FFC034		1.200 cc. MULTISTRADA 1200 / ABS	2010	FFP011	
900 cc. SPORT 900 I.E.	2002	FFP011		1.200 cc. 1198	2009-2010	FFP011	
900 cc. SS / SS SUPERSPORT 900	1992	FFP011		1.200 cc. 1198 S / SP	2009-2011	FFP011	
	1998	FFP011		GILERA			
900 cc. SS 900		FFP011		125 cc. ARCORE 125		FFP011	
900 cc. SUPERSPORT CR USA / FE 900	1990-2002	FFP011		125 cc. DNA 125 4T	2001-2002	FFP002	
900 cc. SUPERSPORT 900	1990-1998	FFP011		125 cc. NEXUS EURO 3	2008	FFP002	
900 cc. SUPERSPORT 900 I.E.	1991-2002	FFP011		125 cc. NEXUS EURO3 IE 125	2009-2011	FFP002	
900 cc. SUPERSPORT 900 SUPERLIGHT	1991-1997	FFP011		125 cc. RUNNER VX 4T ST EURO3	2008-2010	FFP002	
907 cc. 907 I.E.	1990-1993	FFP011		125 cc. RUNNER VX-VXR 125 4T LC	2000-2002	FFP002	
907 cc. 907 I.E. USA	1990-1993	FFP011		150 cc. ARCORE 150		FFP011	
916 cc. 916 BIPOSTO / SENNA	1994-1998	FFP011		180 cc. DNA 180	2001-2002	FFP002	
916 cc. 916 BIPOSTO SENNA / USA	1994-1998	FFP011		180 cc. RUNNER VX-VXR 180 4T	2000-2001	FFP002	
916 cc. 916 MONSTER S4	2001-2002	FFP011		200 cc. RUNNER VXR 200 ST EURO3 4T	2007-2008	FFP002	
916 cc. 916 MONSTER S4 FOGGY	2001-2002	FFP011		200 cc. RUNNER VX-VXR 4T 200	2002	FFP002	
916 cc. 916 RACING	1997-1998	FFP011		300 cc. NEXUS 300	2008-2011	FFP002	
916 cc. 916 SP	1994-1998	FFP011		350 cc. DAKOTA 350		FFP005	
916 cc. 916 SPORT TOURING 4 / USA	1999-2003	FFP011		350 cc. ER 350		FFP005	
916 cc. 916 SPS	1997-1998	FFP011		350 cc. NORD WEST 350		FFP005	
916 cc. 916 USA	1994-1998	FFP011					

APPLICAZIONI / APPLICATIONS	ANNO / YEAR	ATHENA #	NOTE / NOTES	APPLICAZIONI / APPLICATIONS	ANNO / YEAR	ATHENA #	NOTE / NOTES
GILERA							
350 cc. SATURNO BIALBERO 350		FFP005		500 cc. CX 500 D DELUXE	1979-1988	FFC016	
350 cc. XRT 350 SATURNO		FFP005		500 cc. CX 500 TURBO	1979-1988	FFC016	
500 cc. DAKOTA 500 / AE / ER AE		FFP005		500 cc. CX 500 Z / A / B / CUSTOM	1979-1988	FFC016	
500 cc. ER 500		FFP005		500 cc. EC 500	1982-1984	FFC016	
500 cc. FUOCO 500 RC IE	2007-2011	FFP001		500 cc. FT 500	1982-1986	FFC022	
500 cc. NEXUS EU3	2006-2011	FFP001		500 cc. GB 500	1989-1992	FFC022	
500 cc. SATURNO PIUMA 500		FFP005		500 cc. GL 500	1981-1986	FFC016	
500 cc. SATURNO 500		FFP005		500 cc. NX DOMINATOR 500 (AUSTRIA)		FFC022	
600 cc. NORD WEST/ R 600		FFP005		500 cc. SL 500	1982-1986	FFC022	
600 cc. R 600	1991-1992	FFP005		500 cc. VF 500 C	1983-1986	FFP006	
600 cc. RC 600 / TOP RALLY	1989-1993	FFP005		500 cc. VF 500 F / F2	1983-1987	FFP006	
600 cc. XRT 600	1988	FFP005		500 cc. VT 500	1983-1986	FFP006	
800 cc. GP 800	2008-2011	FFP001		500 cc. XBR 500 F	1985-1989	FFC022	
HONDA				550 cc. CB 550	1974-1983	FFC018	
125 cc. VT 125 C SHADOW	1999-2008	FFC010		550 cc. CB 550 F SUPER SPORT/K/SC NIGHTHAWK	1971-1983	FFC018	
125 cc. XL 125 VARADERO	2001-2005	FFC010		550 cc. CB 550 NIGHTHAWK	1974-1983	FFC018	
125 cc. XLV 125 VARADERO	2001-2010	FFC010		550 cc. CBX 550	1981-1986	FFC016	
250 cc. CB 250	1978-1985	FFC016		600 cc. CB 600 HORNET F / S F2	1998-2002	FFP008	
	1995	FFC016			2003-2012	FFP004	
250 cc. CB 250 TWO FIFTY / N	1996	FFC016		600 cc. CBF 600	2004-2010	FFP004	
250 cc. CBR 250		FFC016		600 cc. CBF 600 S / ABS	2006-2010	FFP004	
250 cc. CBR 250 R / ABS	2011-2013	FFC022		600 cc. CBR 600 F	1987-2000	FFP008	
250 cc. CBR 250 RA	2013	FFC022			2005-2007/2012	FFP004	
250 cc. CBX 250	1983	FFC022		600 cc. CBR 600 F HURRICANE/F2/F3/SMOKIN JOE EDITION	1987-2000	FFP008	
250 cc. CM 250 / CUSTOM	1981-1985	FFC016		600 cc. CBR 600 FS/FS SPORT	2001-2004	FFP004	
250 cc. NX 250 DOMINATOR	1988-1995	FFC022		600 cc. CBR 600 F4 SPORT	1999-2000	FFP008	
250 cc. TLR 250	1985-1987	FFC022			2001-2004	FFP004	
250 cc. VT 250	1982-1990	FFC016		600 cc. CBR 600 RR	2003-2012	FFP004	
250 cc. VTR 250 INTERCEPTOR	1988-1994	FFC016		600 cc. NTV 600	1988-1992	FFP008	
250 cc. XLX 250 RE	1983-1984	FFC022		600 cc. SILVERWING FJS / FSC 600	2001-2012	FFP004	
300 cc. SH 300 / ABS	2007-2013	FFP004		600 cc. VT 600 C / CD SHADOW	1988-2005	FFP008	
350 cc. CB 350 F	1972-1985	FFC018		600 cc. VT 600 VLX DELUXE	1988-1998	FFP008	
350 cc. CB 350 SG / T / SJ	1986-1988	FFC016		600 cc. XL 600 V TRANSALP	1987-2000	FFP008	
350 cc. CJ 350 TT	1976-1984	FFC018		650 cc. CB 650	1991-1992	FFP008	
360 cc. CJ 360	1976-1977	FFC018		650 cc. CB 650 C / SC	1979-1985	FFC018	
400 cc. CB 400	1976-1984	FFC016		650 cc. CB 650 F2	1991-1992	FFP008	
400 cc. CB 400 F / F1 / F2	1975-1979	FFC018		650 cc. CB 650 Z / S	1979-1984	FFC018	
	1989-1990	FFP008		650 cc. CBX 650		FFC018	
400 cc. CB 400 F SUPER SPORT	1972-1977	FFC018			1983	FFC016	
	1989-1990	FFP008		650 cc. CBX 650 AC/NIGHT HAWK		FFC018	
400 cc. CB 400 T HAWK / A / N / SC	1978-1986	FFC016		650 cc. CBX 650 E	1983-1987	FFC018	
400 cc. CBR 400 RR		FFP008C	Cromato	650 cc. CX 650	1978-1983	FFC016	
		FFP008		650 cc. CX 650 C CUSTOM	1983-1986	FFC016	
400 cc. CBX 400 F / F2	1983-1986	FFC016		650 cc. CX 650 TURBO	1983-1986	FFC016	
400 cc. CB-1 400	1989-1992	FFP008		650 cc. FMX 650	2005	FFC007	
400 cc. CM 400 A / C / E / T	1979-1985	FFC016		650 cc. FX 650 VIGOR	1999-2002	FFC022	
400 cc. CX 400 EC	1982-1984	FFC016		650 cc. GL 650 / I / SILVER WING	1983-1987	FFC016	
400 cc. SILVER WING 400	2006-2010	FFP004		650 cc. GL 650 D	1983-1987	FFC016	
400 cc. VF 400	1983	FFP006		650 cc. NT 650 HAWK GT	1988-1991	FFP008	
400 cc. VFR 400 R	1990	FFP008		650 cc. NT 650 V DEAUVILLE	1998-2005	FFP008	
450 cc. CB 450 N	1985	FFC016		650 cc. NTV 650	1988-1996	FFP008	
450 cc. CB 450 S	1986-1989	FFC016		650 cc. NTV 650 REVERE	1988-1997	FFP008	
450 cc. CB 450 SC / T	1978-1988	FFC016		650 cc. NX 650 DOMINATOR	1988-2002	FFC022	
450 cc. CM 450 / CUSTOM	1981-1986	FFC016		650 cc. SLR 650 TRAIL / AIR	1997-2000	FFC022	
450 cc. CM 450 A HONDAMATIC	1981-1986	FFC016		650 cc. SR 650 L	1996	FFC022	
450 cc. CM 450 E	1981-1986	FFC016		650 cc. XL 650 V TRANSALP	2000-2007	FFP008	
450 cc. CMX 450 C REBEL	1986-1987	FFC016		650 cc. XR 650 R	2000-2006	FFC022	
500 cc. CB 500	1994-2002	FFP008		650 cc. XRV 650 AFRICA TWIN	1988-1990	FFP008	
500 cc. CB 500 CITY DRIVING / STANDARD	1994-2002	FFP008		650 cc. XR650L	1993-2013	FFC022	
500 cc. CB 500 F / SUPER SPORT	1973-1985	FFC018		700 cc. CB 700 SC NIGHTHAWK	1984-1986	FFP006	
500 cc. CB 500 FOUR / K / T	1971-1976	FFC018		700 cc. DN 01 NSA700	2008-2009	FFP004	
	2013	FFP004		700 cc. NC700DC / NC700SAC / NC700SDC INTEGRA	2012	FFP004	
500 cc. CB 500 T	1975-1977	FFC016		700 cc. NT 700 V DEAUVILLE / ABS	2006-2011	FFP004	
500 cc. CBF 500	2004-2005	FFP008C	Cromato	700 cc. VF 700 C MAGNA	1984-1987	FFP006	
	2004-2005	FFP008		700 cc. VF 700 F INTERCEPTOR	1984-1987	FFP006	
500 cc. CBR 500 F	1988-1991	FFC022		700 cc. VF 700 S SABRE	1984-1987	FFP006	
500 cc. CBR 500 R	2013	FFP004		700 cc. VFR 700 F	1986-1988	FFP006	
500 cc. CX 500	1978-1988	FFC016			1990-1992	FFP008	
500 cc. CX 500 CC / CD	1979-1988	FFC016		700 cc. VT 700 C SHADOW	1984-1994	FFP006	
				700 cc. XL 700 V TRANSALP	2008-2011	FFP004	

APPLICAZIONI / APPLICATIONS	ANNO / YEAR	ATHENA #	NOTE / NOTES	APPLICAZIONI / APPLICATIONS	ANNO / YEAR	ATHENA #	NOTE / NOTES
HONDA							
750 cc. CB F2 SEVEN FIFTY 750	1992-2002	FFP008		1.000 cc. XL VARADERO TRAVEL / ABS 1000	2003-2011	FFP004	
750 cc. CB 750 A AUTOMATIC	1969-1985	FFC018		1.000 cc. XL 1000 VARADERO	1999-2002	FFP008C	Cromato
750 cc. CB 750 C / SC NIGHTHAWK	1969-1984	FFC018			1999-2002	FFP008	
750 cc. CB 750 F1 / F2	1970-1985	FFC018			2003-2011	FFP004	
750 cc. CB 750 K	1969-1984	FFC018		1.100 cc. CB 1100	2013	FFP004	
750 cc. CB 750 SEVEN FIFTY / NIGHTHAWK	1991-2002	FFP008		1.100 cc. CB 1100 F/F2/R	1981-1983	FFC018	
750 cc. CBX 750	1984-1986	FFP006		1.100 cc. CB 1100 R / F	1983	FFC018	
750 cc. NR 750	1992-1994	FFP006		1.100 cc. CB 1100 SF X-ELEVEN	2000-2002	FFP008	
750 cc. RVF 750 R / RR (RC-45)	1994-1998	FFP008		1.100 cc. CBR 1100 XX	1997-2002	FFP008	
750 cc. VF 750 C / CD MAGNA / DELUXE	1982-1983	FFP006		1.100 cc. CBX 1100	1983	FFC018	
	1987-1989	FFP006		1.100 cc. GL 1100	1980-1985	FFC018	
	1993-2002	FFP008		1.100 cc. ST 1100	1990-2002	FFP008	
750 cc. VF 750 C2 SHADOW CP/CS	1993-2002	FFP008		1.100 cc. ST 1100 A6 ABS-TCS-CBS	1990-2002	FFP008	
750 cc. VF 750 F	1982-1983	FFP006		1.100 cc. VF 1100 C MAGNA/S SABRE/F/CD	1983-1987	FFP006	
	1987-1989	FFP006		1.100 cc. VF 1100 F	1982-1986	FFP006	
750 cc. VF 750 S V45 SABRE	1982-1983	FFP006		1.100 cc. VR 1100 S SABRE	1984-1985	FFP006	
	1987-1989	FFP006		1.100 cc. VT 1100 C SHADOW	1985-1988	FFP006	
750 cc. VFR 750 F	1986-1989	FFP006		1.100 cc. VT 1100 C SHADOW/C2 ACE SH./C2 ACE TOURER	1989-2002	FFP008C	Cromato
	1990-1997	FFP008			1989-2002	FFP008	
750 cc. VFR 750 R	1988-1992	FFP008		1.100 cc. VT 1100 C1 SHADOW/SPIRIT	1989-2002	FFP008	
750 cc. VT 750 C CD CD2 / CD / C2 / DC SPRINT	1997-2003	FFP008		1.100 cc. VT 1100 SHADOW ACE	1985-1988	FFP006	
	1997-2003	FFP008C	Cromato		1989-1998	FFP008	
750 cc. VT 750 C MAGNA	1987-1997	FFP006		1.200 cc. FJ 1200 3CV6 / 3CW2	1990	FFC018	
750 cc. VT 750 CA SHADOW AERO	2008	FFP004		1.200 cc. GL 1200 / GOLDWING / INTERSTATE	1984-1990	FFC018	
750 cc. VT 750 C2 SHADOW SPIRIT	2004-2008	FFP004		1.200 cc. GL 1200 DX	1984-1987	FFC018	
750 cc. VT 750 DC SHADOW SPRINT	2003-2007	FFP008		1.200 cc. VFR 1200	2010-2011	FFP004	
750 cc. VT 750 DCA SHADOW SPIRIT	2003-2006	FFP008		1.200 cc. VFR1200XC / VFR1200XDC CROSSTOURER	2012	FFP004	
750 cc. VT 750 SHADOW	1983	FFP006		1.300 cc. CB 1300 F-3	2003-2010	FFP004	
	1997-2002	FFP008		1.300 cc. GL 1300	1994-1997	FFP008	
	2004	FFP004		1.300 cc. ST 1300	2002-2011	FFP004	
750 cc. VT 750 SHADOW AERO USA	2004-2006	FFP004		1.300 cc. ST 1300 PAN EUROPEAN / ABS	2002-2011	FFP004	
750 cc. XLV 750 R	1983-1985	FFP006		1.300 cc. VT 1300	2010-2013	FFP004	
750 cc. XRV 750 AFRICA TWIN	1990-2002	FFP008C	Cromato	1.300 cc. VTX 1300	2003	FFP004	
	1990-2002	FFP008		1.300 cc. VTX 1300 R / RETRO	2003-2008	FFP004	
800 cc. VFR800XB / VFR800XC CROSSRUNNER	2012	FFP004		1.500 cc. F6 CUSTOM 1500	1997-2002	FFP008	
800 cc. PC 800 PACIFIC COAST	1989-1998	FFP008C	Cromato		1997-2002	FFP008C	Cromato
	1989-1998	FFP008		1.500 cc. GL 1500 A / I / SE	1988-2001	FFP008	
800 cc. VFR 800 FI 98-01	1998-2001	FFP008C	Cromato	1.500 cc. GL 1500 BLACK WIDOW	2001	FFP008C	Cromato
	1998-2001	FFP008			2001	FFP008	
800 cc. VFR 800 V-TEC 02-09	2002	FFP004		1.500 cc. GL 1500 C/CT VALKYRIE/ASPENCADE	1988-2001	FFP008	
800 cc. VT 800 C SHADOW	1986-1988	FFP006		1.500 cc. GL 1500 GOLD WING	1988-2001	FFP008	
900 cc. CB 900 C / F	1979-1984	FFC018		1.800 cc. GL 1800 GOLD WING	2003-2013	FFP004	
900 cc. CB 900 F	2002-2007	FFP004		1.800 cc. GL 1800A GOLD WING ABS	2003-2013	FFP004	
900 cc. CBR 900 R / RR	1992-1999	FFP008		1.800 cc. VTX 1800 C / S (RETRO)	2002-2012	FFP004	
	1992-1999	FFP008C	Cromato	1.800 cc. VTX 1800 R RETRO	2003-2012	FFP004	
900 cc. CBR 900 RE	2001-2003	FFP004		HUSQVARNA			
900 cc. CBR 900 RR	2000-2003	FFP004		900 cc. NUDA - NUDA R 900	2012	FFP024	
900 cc. CBR 900 RR / RR FIRE BLADE	2000-2003	FFP004		HYOSUNG			
1.000 cc. CB 1000 R/ABS	2008-2013	FFP004		125 cc. EXCEED 125	2005	FFC003	
1.000 cc. CB 1000 SF	1983	FFC018		125 cc. GF 125	1997-2001	FFC003	
	1993-1997	FFP008		125 cc. GT COMET 125	2003-2008	FFC003	
	2008	FFP004		125 cc. GV AGUILA 125	2000-2008	FFC003	
1.000 cc. CBF 1000 ABS	2006-2012	FFP004		125 cc. RT KARION 125	2004-2008	FFC003	
1.000 cc. CBF 1000 F TRAVEL / CBF1000 F (ABS)	2006-2011	FFP004		125 cc. RX 125 SM	2007-2008	FFC003	
1.000 cc. CBR 1000 F / FP	1987-1999	FFP008		125 cc. XRX 125	2000-2008	FFC003	
1.000 cc. CBR 1000 RA	2013	FFP004		250 cc. AQUILA 250	2001-2008	FFC003	
1.000 cc. CBR 1000 RR FIREBLADE	2004-2013	FFP004		ITALJET			
1.000 cc. CBR 1000 RR-8 FIREBLADE	2008-2013	FFP004		125 cc. JET SET 125	2001-2003	FFP002	
1.000 cc. CBX 1000	1978-1982	FFC018		125 cc. TORPEDO 125 LEADER 4T	2000-2003	FFP002	
1.000 cc. CBX 1000 (6 CYL.)	1979-1980	FFC018		125 cc. TORPEDO 125 4T	1998-2000	FFC002	
1.000 cc. GL 1000	1975-1987	FFC018		150 cc. JET SET 150	2001-2003	FFP002	
1.000 cc. RVT 1000 R (RC51)	2000-2005	FFP004		150 cc. TORPEDO 150 LEADER 4T	2000-2003	FFP002	
1.000 cc. VF 1000	1984-1986	FFP006		350 cc. TRIAL T 350 PIUMA		FFC034	
1.000 cc. VF 1000 R	1984-1986	FFP006		KAWASAKI			
1.000 cc. VTR 1000 SP	2000	FFP008C	Cromato	125 cc. BN 125 A ELIMINATOR	1998-2003	FFC022	
	2000	FFP008		200 cc. KZ 200 A	1977-1983	FFC029	
	2001-2002	FFP004		200 cc. Z 200C	1977-1983	FFC029	
1.000 cc. VTR 1000 F FIRESTORM	1997-2002	FFP008C	Cromato	250 cc. BJ 250 A2 / A3 / C2 / C3	1994-2000	FFC029	
	1997-2002	FFP008					
	2001-2005	FFP004					

APPLICAZIONI / APPLICATIONS	ANNO / YEAR	ATHENA #	NOTE / NOTES	APPLICAZIONI / APPLICATIONS	ANNO / YEAR	ATHENA #	NOTE / NOTES
KAWASAKI							
250 cc. EL 250 B / E	1988 - 1997	FFC018		600 cc. GPX 600 R / C	1988 - 2000	FFC018	
250 cc. EL 250 F2/F5	1996 - 2002	FFC018		600 cc. GPZ 600 R	1992	FFC018	
250 cc. ER 250 SCORPION	1988	FFC013		600 cc. NINJA R ZX 600 C	1995 - 1997	FFP008C	Cromato
250 cc. ESTRELLA 250	1994 - 2000	FFC029			1995 - 1997	FFP008	
250 cc. EX 250 E / F	1983 - 2008	FFC018		600 cc. NINJA ZX 600 A1/A3/B1/C1	1985 - 1989	FFC018	
250 cc. GPZ 250 R	1983 - 1986	FFC018		600 cc. NINJA ZX 600 D1/D2 (ZX-6)	1990 - 1992	FFP008	
250 cc. KL 250	1977 - 2005	FFC029		600 cc. NINJA ZX 600 R (ZX-6)	1995 - 2001	FFP008	
250 cc. KL 250 KLR	1977 - 2005	FFC029		600 cc. NINJA ZX-6R 600 (ZX6/ZX6R)	1998 - 2013	FFP008	
250 cc. KLR 250	1984 - 2005	FFC029		600 cc. NINJA ZX-6RR 600	2005 - 2006	FFP004	
250 cc. KZ 250 C	1980 - 1983	FFC029		600 cc. ZL 600 A / B ELIMINATOR	1986 - 1987	FFC018	
250 cc. KZ 250 D	1980 - 1986	FFC018			1995 - 1998	FFC018	
250 cc. KZ 250 D1 / D2 / L1 / LTD SELT DRIVE	1977 - 1983	FFC029		600 cc. ZX 600 USA	2007 - 2008	FFP008	
250 cc. KZ 250 G	1983	FFC029		600 cc. ZZ-R 600	1990 - 2001	FFP008	
250 cc. NINJA EX 250 F	1986 - 1987	FFC018			2002 - 2005	FFP004	
250 cc. NINJA R EX 250 F	1986 - 2003	FFC018		636 cc. NINJA ZX-6R/ZX-6RR	2002 - 2004	FFP004	
250 cc. NINJA R 250	1986 - 2012	FFC018		650 cc. EJ 650 (W650)	1999 - 2003	FFP004	
250 cc. Z 250 A1 / 3	1978 - 1982	FFC013		650 cc. ER-6 F/N	2006 - 2013	FFP008	
250 cc. Z 250 B1 / 2	1978 - 1982	FFC013		650 cc. ER-6F 650 ABS	2006 - 2012	FFP008	
250 cc. Z 250 C1 / C2 / G1 / G2	1978 - 1983	FFC029		650 cc. ER-6N 650 ABS	2006 - 2013	FFP008	
250 cc. ZZ-R 250	1996 - 2002	FFC018		650 cc. KL 650 B1-B3 / A1-A10 TENGAI (KLR)	1987 - 1991	FFC029	
252 cc. EL 252	1996 - 2002	FFC018		650 cc. KLE VERSYS 650 / ABS	2007 - 2013	FFP008	
300 cc. NINJA 300 EX 300 / ABS	2013	FFP008		650 cc. KLR 650	2008 - 2013	FFC029	
305 cc. EX 305 B1	1983 - 1997	FFC013		650 cc. KLR 650 TENGAI	1995 - 2005	FFC029	
305 cc. GPZ 305 UNI-TRAK / BELT-DRIVE	1983 - 1997	FFC013		650 cc. KR 650 C1	1993	FFC018	
305 cc. KZ 305 A / B BELT / BAYOU 4X4	1982 - 1988	FFC013		650 cc. KZ 650 B / C / D / E / F / H / CSR / LTD	1977 - 1980	FFC018	
400 cc. GPZ 400	- 1986	FFC018		650 cc. NINJA 650 R	2011 - 2013	FFP008	
	1989 - 1990	FFP006		650 cc. W 650	1999 - 2002	FFP004	
400 cc. KLX 400 SR	2002 - 2003	FFC008		650 cc. Z 650	1977 - 1983	FFC018	
400 cc. KZ 400 A / B / C / D	1974 - 1985	FFC018		650 cc. Z 650 B / C / D / F1	1980 - 1985	FFC018	
400 cc. Z 400 B1 / B2 / G1 CUSTOM	1984 - 1986	FFC018		700 cc. KZ 700 A	1977 - 1984	FFC018	
400 cc. Z 400 J1 / J3 / GPZ 400	1974 - 1987	FFC018		700 cc. VN 700 A1 VULCAN	1985	FFP006	
400 cc. ZR 400 A1	1983 - 1985	FFC018		700 cc. ZN 700	1984 - 1985	FFC018	
	1989 - 1993	FFC018		750 cc. GP R 750	1985	FFC018	
400 cc. ZRX 400	1990 - 1999	FFP008		750 cc. GPX 750 R	1986 - 1992	FFC018	
	1990 - 1999	FFP008C	Cromato	750 cc. GPZ 750	1983 - 1985	FFC018	
400 cc. ZXR 400 H2 / L1 / L9	1991 - 1999	FFP008		750 cc. GPZ 750 / TURBO / R / R1	1983 - 1989	FFC018	
440 cc. KZ 440 D LTD	1980 - 1983	FFC018		750 cc. GPZ 750 R / RG / A	1983 - 1989	FFC018	
440 cc. Z 440	1980 - 1985	FFC018		750 cc. GT 750 P	1983 - 1992	FFC018	
450 cc. EN 450	1985 - 1990	FFP006		750 cc. KZ 750 B/G/M/K LTD 2-CYLINDER	1977 - 1982	FFC020	
450 cc. LTD 450	1982 - 1992	FFP006		750 cc. KZ 750 B1 / B4K1 / K2 / G1 / M1	1976 - 1980	FFC020	
500 cc. EN VULCAN 500	2003 - 2005	FFP004		750 cc. KZ 750 E / N SPECTRE / F / L / H LTD	1980 - 1984	FFC018	
500 cc. EN 500 A/B/C VULCAN LTD	1990 - 2002	FFP008		750 cc. KZ 750 H LTD	1980 - 1984	FFC018	
	1990 - 2002	FFP008C	Cromato	750 cc. KZ 750 R1 GPZ/CSR/GP/TURBO	1980 - 1984	FFC018	
500 cc. ER-5 500	1996 - 2004	FFP008		750 cc. NINJA ZX-7 / ZX 750 H1/H2/J1/J2	1989	FFP008	
500 cc. GPZ 500	1994 - 1998	FFP008			1990	FFC018	
500 cc. GPZ 500 S A1-A4	1987 - 1989	FFP006			1996 - 2002	FFP008	
	1990 - 2002	FFP008C	Cromato	750 cc. NINJA ZX-7 750 R	1991 - 2002	FFP008	
	1990 - 2002	FFP008		750 cc. NINJA ZX-7 750 RR	1991 - 2002	FFP008	
	2003	FFP004		750 cc. NINJA 750 R ZX 750 F1/F4	1983 - 1989	FFC018	
500 cc. GPZ 500 S B/E	1988 - 2002	FFP008		750 cc. VN 750 A VULCAN	1986 - 1998	FFP006	
	2003	FFP004			1999 - 2003	FFP008C	Cromato
500 cc. KL A/B 500	1980 - 1989	FFP008			1999 - 2003	FFP008	
500 cc. NINJA EX 500 A / D	1987 - 1989	FFP006			2004 - 2005	FFP004	
	2004 - 2005	FFP004		750 cc. Z 750 / ABS	1980 - 1983	FFC018	
	2007 - 2008	FFP008			2004 - 2006	FFP004	
500 cc. Z 500 B1 / B2	1979 - 1981	FFC018			2007 - 2012	FFP008	
500 cc. ZZR 500	1990 - 1996	FFP008		750 cc. Z 750 B1 / 2 / D1	1976 - 1982	FFC020	
550 cc. GPZ 550		FFC018		750 cc. Z 750 E1 / H1 / H2 LTD / L1 / L4	1980 - 1982	FFC018	
550 cc. GT 550	1986 - 1991	FFC018		750 cc. Z 750 GT	1982 - 1996	FFC018	
550 cc. KZ 550	1980 - 1984	FFC018		750 cc. Z 750 H1 / H2 / LTD	1980 - 1982	FFC018	
550 cc. Z 550	1980 - 2001	FFC018		750 cc. Z 750 K1 / K2	1980 - 1982	FFC018	
550 cc. Z 550 C1 / C2 / B / LTD	1979 - 1983	FFC018		750 cc. Z 750 R / ABS	2007 - 2012	FFP008	
550 cc. Z 550 C3 / LTD	1979 - 1983	FFC018		750 cc. Z 750 Y1 / N / LTD	1976 - 1982	FFC020	
550 cc. Z 550 F	1979 - 1983	FFC018		750 cc. ZN 750 LTD	1984 - 1985	FFC018	
550 cc. Z 550 GT	1983 - 2001	FFC018		750 cc. ZR 750 ZEPHIR C1 / C3	1991 - 1996	FFC018	
550 cc. ZEPHIR 550 CLASSIC	1991 - 2000	FFC018		750 cc. ZR 750 ZEPHYR	1991 - 1999	FFC018	
550 cc. ZR 550	1980 - 1983	FFC018		750 cc. ZR 750 ZEPHYR / CHAIN DRIVE	1991 - 1996	FFC018	
550 cc. ZR 550 B1-B4 ZEPHYR	1991 - 2000	FFC018		750 cc. ZRX 750	1988 - 1995	FFP008	
550 cc. ZX 550 A1 / A3 GPZ	1982 - 1992	FFC018		750 cc. ZR-7 750 F1-F3/S H1	1999 - 2002	FFC018	
600 cc. GPX / GPZ 600 R	1985 - 1994	FFC018		750 cc. ZX 750	1983 - 1991	FFC018	

APPLICAZIONI / APPLICATIONS	ANNO / YEAR	ATHENA #	NOTE / NOTES	APPLICAZIONI / APPLICATIONS	ANNO / YEAR	ATHENA #	NOTE / NOTES
KAWASAKI							
750 cc. ZX 750 E / J / K / L / M / P / N	1991-1998	FFP008		1.100 cc. NINJA ZX-11 / ZX 1100 C/D/E/F/GP UNITRAK	1990-2001	FFC018	
750 cc. ZX 750 E1 TURBO	1983-1989	FFC018		1.100 cc. Z 1100	1981-1982	FFC018	
750 cc. ZX 750 GPZ 750 CHAIN DRIVE	1983-1989	FFC018		1.100 cc. Z 1100 GP	1981-1986	FFC018	
750 cc. ZXR 750 H1 / H2	1989	FFP008		1.100 cc. Z 1100 ST	1981-1986	FFC018	
	1990	FFC018		1.100 cc. ZEPHIR LEFT 1100	1992	FFC018	
750 cc. ZXR 750 J1 / J2 / L1 / L3	1988-1995	FFP008		1.100 cc. ZEPHIR RIGHT 1100	1992	FFC018	
750 cc. ZXR 750 R	1991-1995	FFP008		1.100 cc. ZN 1100 B / B1 / B1L / B2 LTD	1984-1985	FFC018	
800 cc. EJ 800	2011-2013	FFP004		1.100 cc. ZR 1100 ZEPHYR / CHAIN DRIVE	1991-2000	FFC018	
800 cc. VN 800 A1-AB VULCAN/DRIFTER C1-C2/DRIFTER E1-E2	1995-2002	FFP008		1.100 cc. ZRX 1100	1996-2000	FFC018	
800 cc. VN 800 VULCAN	1995-1999	FFP008		1.100 cc. ZRX 1100 STANDARD	1996-2000	FFC018	
	1995-1999	FFP008C	Cromato	1.100 cc. ZX 1100 / GPZ 1100 UNITRAK	1983-1984	FFC018	
	2000-2005	FFP004		1.100 cc. ZX 1100 C / D ZZ-R 1100	1990-1998	FFC018	
800 cc. VN 800 VULCAN CLASSIC	1996-2000	FFP008		1.100 cc. ZX 1100 E1 / E3 / F1 GPZ	1990-2001	FFC018	
	2001-2005	FFP004		1.100 cc. ZXR 1100 D1 / D3	1995-1998	FFC018	
800 cc. VN 800 VULCAN DRIFTER	1999-2000	FFP008		1.100 cc. ZZ-R 1100 C1 / C3 / D1 / D7	1990-2001	FFC018	
	1999-2000	FFP008C	Cromato	1.200 cc. NINJA ZX-12R	2000-2004	FFP004	
	2001-2004	FFP004		1.200 cc. ZG 1200 A / B VOYAGER X11	1986-2003	FFC018	
800 cc. Z 800	2013	FFP008		1.200 cc. ZRX 1200 / R / S	2001-2003	FFC018	
800 cc. ZR 800	2013	FFP008		1.200 cc. ZZ-R 1200	2002-2003	FFC018	
900 cc. GPZ 900 R	1986-1989	FFC018		1.300 cc. KZ 1300 A / B TOURING	1979-1983	FFC020	
900 cc. KZ 900 A4 / A5 / B1	1973-1977	FFC020		1.300 cc. Z 1300	1979-1987	FFC020	
900 cc. NINJA ZX 900 / GPZ 900 R	1984-1986	FFC018		1.300 cc. ZG 1300	1980-1987	FFC020	
900 cc. NINJA ZX-9 R 900	1994-1997	FFP008		1.300 cc. ZN 1300 A VOYAGER	1983-1988	FFC020	
	2000-2003	FFP004		1.400 cc. GTR 1400	2008-2013	FFP008	
	1994-2001	FFP008		1.400 cc. NINJA ZX-14R 1400	2006-2013	FFP008	
900 cc. NINJA ZX-9R / ZX 900 B1/B4/C1	1994-2001	FFP008C	Cromato	1.400 cc. ZG 1400	2008-2013	FFP008	
	2012	FFP008		1.400 cc. ZZR 1400	2008-2013	FFP008	
900 cc. VN 900 CCF	2006-2013	FFP008		1.500 cc. VN 1500 A / B / C / D / E	1987-1998	FFP008	
900 cc. VULCAN 900 CLASSIC / LT	2007-2013	FFP008		1.500 cc. VN 1500 B1 / B4 / C1 / C4 VULCAN	1991-1998	FFP008	
900 cc. VULCAN 900 COSTUM	2007-2013	FFP008		1.500 cc. VN 1500 CLASSIC	2007-2008	FFP008	
900 cc. Z 900 / Z1F	1975-1980	FFC020		1.500 cc. VN 1500 CLASSIC FI	1999-2006	FFP004	
900 cc. Z 900 A		FFC020		1.500 cc. VN 1500 CLASSIC TOURER	1987-2000	FFP008	
900 cc. ZL 900 ELIMINATOR	1985-1986	FFC018			2001-2002	FFP004	
900 cc. Z1 / A / B / 900	1973-1976	FFC020		1.500 cc. VN 1500 CLASSIC TOURER FL	2000	FFP008	
900 cc. Z1 / Z1A / Z1B / Z900 A4	1976	FFC018			2001-2002	FFP004	
900 cc. Z1 900	1975-1980	FFC020		1.500 cc. VN 1500 DRIFTER	1999-2000	FFP004	
1.000 cc. GPZ 1000	1985-1988	FFC018			2001-2003	FFP008	
	1995	FFC018		1.500 cc. VN 1500 E / D VULCAN 1500 CLASSIC	1996-2003	FFP008	
1.000 cc. GTR 1000	1986-2003	FFC018			1996-2003	FFP008C	Cromato
1.000 cc. KLZ 1000 VERSYS	2012-2013	FFP008		1.500 cc. VN 1500 MAIN STREAK	1999-2006	FFP004	
1.000 cc. KZ 1000 A / B / C / D / E	1977-1981	FFC020			2000-2002	FFP008	
1.000 cc. KZ 1000 C POLICE / CHAIN DRIVE	1977-1981	FFC020		1.500 cc. VN 1500 NOMAD	1998-2001	FFP004	
1.000 cc. KZ 1000 J / K / M / R / P	1981-2005	FFC018		1.500 cc. VN 1500 NOMAD FI	2000-2005	FFP004	
1.000 cc. NINJA ZX-10 / ZX 1000 A/B	1988-1990	FFC018		1.500 cc. VN 1500 VULCAN VV/VOYAGER	1991-1998	FFP008	
1.000 cc. NINJA ZX-10R 1000	2004-2005	FFP004		1.600 cc. VN 1600 CLASSIC	2003-2006	FFP004	
	2006-2013	FFP008			2007-2008	FFP008	
1.000 cc. NINJA 1000 / ABS	2012-2013	FFP008		1.600 cc. VN 1600 MEAN STREAK	2007-2008	FFP008	
1.000 cc. Z 1000 / ABS	2003-2005	FFP004		1.600 cc. VN 1600 NOMAD	2006	FFP004	
	2007-2013	FFP008			2007-2008	FFP008	
1.000 cc. Z 1000 A1 / A2 / A3 / A4	1977-1981	FFC020		1.700 cc. VULCAN 1700 CLASSIC / TOURER / NOMAD / VAQUERO	2009-2013	FFP008	
1.000 cc. Z 1000 E/K	1974-1975	FFC020		1.700 cc. VULCAN 1700 VOYAGER / ABS	2009-2013	FFP008	
1.000 cc. Z 1000 H1	1974-1975	FFC020		2.000 cc. VN 2000 VULCAN CLASSIC / LT / USA	2004-2009	FFP008	
1.000 cc. Z 1000 J1 / J3	1981-1983	FFC018					
1.000 cc. Z 1000 K / M / CSR	1977-1981	FFC020		KTM			
1.000 cc. Z 1000 MKII	1970-1981	FFC020		1.190 cc. RC8 1190	2009-2013	FFC043	
1.000 cc. Z 1000 SX/ABS	2011-2013	FFP008		KYMCO			
1.000 cc. ZG 1000 A CONCOURS	1986-2005	FFC018		125 cc. DINK 125 EURO 3	2006-2010	FFC046	
1.000 cc. ZL 1000 A1 / A2 ELIMINATOR	1987-1988	FFC018		125 cc. DOWNTOWN 125	2009-2012	FFC045	
1.000 cc. ZR 1000	2003-2005	FFP004		125 cc. GRAND DINK 125 / EURO2	2001-2007	FFC046	
	2007-2008	FFP008		125 cc. GRAND DINK 125 EU3	2008-2009	FFC046	
1.000 cc. ZX 1000 / GPZ 1000 RX	1986-1989	FFC018		125 cc. PEOPLE GTI 125	2010-2012	FFC045	
1.000 cc. ZX 1000 NINJA / ABS	2012-2013	FFP008		125 cc. SUPER DINK 125	2009-2011	FFC045	
1.000 cc. ZX-10 1000	1988-1990	FFC018		125 cc. VENOX 125		FFC046	
1.000 cc. ZX-10R 1000	2006-2013	FFP008		150 cc. GRAND DINK 150 / EURO2	2001-2005	FFC046	
1.000 cc. Z1 R 1000	1983	FFC018		200 cc. DINK 200 EU3 I	2006-2010	FFC046	
1.100 cc. GPZ 1100	1981-1982	FFC018		200 cc. DOWNTOWN I 200	2010-2012	FFC045	
1.100 cc. GPZ 1100 ABS / HORIZONT	1983-1985	FFC018		200 cc. PEOPLE I 200	2010-2012	FFC045	
1.100 cc. GPZ 1100 ABS E1 / E2	1983-1985	FFC018		200 cc. YAGER GT 200 i	2010	FFC046	
	1995-1998	FFC018		300 cc. DOWNTOWN 300 / ABS	2009-2012	FFC045	
1.100 cc. KZ 1100 GP / GPZ / LTD	1981-1983	FFC018		300 cc. PEOPLE 300 GTI	2010-2012	FFC045	
1.100 cc. LTD 1100	1983-1987	FFC018					

APPLICAZIONI / APPLICATIONS	ANNO / YEAR	ATHENA #	NOTE / NOTES
KYMCO			
300 cc. SUPER DINK 300	2009-2011	FFC045	
500 cc. X-CITING / I / R 500	2005-2011	FFP013	
LAVERDA			
650 cc. SPORT 650	1995	FFP005	
650 cc. 650	1995	FFP005	
668 cc. GHOST / DIAMANTE 668	1995-1998	FFP005	
668 cc. STRIKE / LEGEND 668	1996-1998	FFP005	
750 cc. DIAMANTE 750	1997	FFP005	
750 cc. FORMULA 750 S	1997	FFP005	
750 cc. GHOST STRIKE 750	1997	FFP005	
750 cc. S CARENATO 750	1997-1998	FFP005	
750 cc. S 750	1997	FFP005	
750 cc. STRIKE / BLACK STRIKE 750	1998	FFP005	
LML			
125 cc. STAR 4T	2009-2011	FFC051	
150 cc. STAR 4T	2009-2011	FFC051	
MALAGUTI			
125 cc. MADISON 3 125	2006-2011	FFP002	
250 cc. MADISON 3 250	2006-2011	FFP002	
500 cc. SPIDERMAX GT/RS 500	2004-2011	FFP001	
MBK			
125 cc. CITYCRUISER 125	2007-2011	FFC015	
125 cc. SKYCRUISER 125	2007-2011	FFC015	
125 cc. XC T FLAME / K FLAME R 125 4T	1995-2000	FFC037	
150 cc. XC VERTEX 150	1997	FFC037	
MOTO GUZZI			
0 cc. CALIFORNIA C.I.E. GT / S	1993	FFP012	
	1994	FFP014	
350 cc. FALCO 350		FFC036	
350 cc. GTS 350 WITH OR		FFC018	
350 cc. NEVADA 350	1995	FFC036	
350 cc. NEVADA 350 CLUB	1998-1999	FFC036	
350 cc. NEVADA 350 NUOVO TIPO	1993-1997	FFC036	
350 cc. NEVADA 350 VECCHIO TIPO	1992-1993	FFC036	
350 cc. NTX 350	1987-1988	FFC035	
	1988-1990	FFC036	
350 cc. V35	1977-1980	FFC035	
350 cc. V35 CARABINIERI PA 350	1990-2001	FFC035	
	1990-2001	FFC036	
350 cc. V35 CUSTOM		FFC036	
	1985-1987	FFC035	
350 cc. V35 FLORIDA / C	1982-1986	FFC035	
350 cc. V35 II	1981-1985	FFC035	
350 cc. V35 III CARABINIERI 350	1990-1991	FFC036	
350 cc. V35 IMOLA 2	1985-1988	FFC035	
	1988-1990	FFC036	
350 cc. V35 LONGER TYPE 350		FFC036	
350 cc. V35 SHORT TYPE 350		FFC035	
350 cc. V35 350 C	1982-1987	FFC035	
350 cc. V35 350 FLORIDA	1986-1988	FFC035	
	1988-1990	FFC036	
350 cc. V35 350 GT		FFC036	
	1985-1987	FFC035	
350 cc. V35 350 III		FFC036	
	1985-1987	FFC035	
350 cc. 350		FFC035	
350 cc. 350 4C		FFC035	
400 cc. 400	1979	FFC035	
400 cc. 400 CC. 4 CILINDRI-4 TEMPI		FFC018	
400 cc. 400 4C		FFC035	
500 cc. V 50 C/III/POLIZIA PA VECCHIO TIPO	1982-1988	FFC035	
	1988-1990	FFC036	
500 cc. V 50 III	1980-1984	FFC035	
500 cc. V 50 LONGER TYPE 500		FFC036	
500 cc. V 50 MONZA II	- 1988	FFC035	
	1988	FFC036	
500 cc. V 50 SHORT TYPE 500		FFC035	
500 cc. V50 PA 500	1992-2001	FFC035	

APPLICAZIONI / APPLICATIONS	ANNO / YEAR	ATHENA #	NOTE / NOTES
	1992-2001	FFC036	
650 cc. NTX 650	1987-1988	FFC035	
	1988-1990	FFC036	
650 cc. VI 65 CUSTOM 650	1982-1985	FFC035	
650 cc. V65 LONGER TYPE 650		FFC036	
650 cc. V65 POLIZIA PA N.TIPO (TELAIO FINO A PG17000)	1988-1995	FFC036	
	1988-1995	FFC035	
650 cc. V65 SHORT TYPE 650		FFC035	
650 cc. V65 650 FLORIDA	1986-1992	FFC036	
	1986-1992	FFC035	
650 cc. V65 650 GT	1987-1988	FFC035	
	1988-1989	FFC036	
700 cc. V7 SPORT / SPECIAL / CALIFORNIA		FFP012	
750 cc. BREVA 750	2003-2007	FFC036	
750 cc. NEVADA CLASSIC / AQUILA NERA 750	2009-2010	FFC036	
750 cc. NEVADA NT / CLUB 750	1998-2001	FFC036	
750 cc. NEVADA NUOVO TIPO 750	1993-1997	FFC036	
750 cc. NEVADA VECCHIO TIPO 750	1991-1993	FFC036	
750 cc. NEVADA 750	1991-1993	FFC036	
	1995	FFC036	
750 cc. NTX 750	1985-1993	FFC036	
750 cc. SP 750	1990-1992	FFC036	
750 cc. STRADA 750	1993-1995	FFC036	
750 cc. S3 750		FFP012	
750 cc. TARGA 750	- 1988	FFP012	
	1990-1992	FFC036	
750 cc. VI 75 PA VECCHIO/NUOVO TIPO 750	1991-2001	FFC036	
750 cc. V7 CAFE' CLASSIC 750	2009-2012	FFC036	
750 cc. V7 CLASSIC 750	2008-2011	FFC036	
750 cc. V7 RACER 750	2010-2011	FFC036	
750 cc. V7 SPECIAL - STONE 750	2012	FFC036	
750 cc. V75 LONGER TYPE 750		FFC036	
750 cc. V75 PA NUOVO TIPO 750	1996-2001	FFC036	
750 cc. V75 SHORT TYPE 750		FFC035	
750 cc. V75 750	1992-2000	FFC036	
750 cc. X POLIZIA PA I / II S 750	1992-2001	FFC036	
850 cc. BREVA 850	2006-2008	FFP014	
850 cc. CALIFORNIA / CALIFORNIA II 850		FFP012	
850 cc. GRISO 850	2006-2008	FFP014	
850 cc. LE MANS I / II / MK II / MK III 850	1993	FFP012	
850 cc. LE MANS III 850	1981-1984	FFP012	
850 cc. NORGE 850	2007	FFP014	
850 cc. T3 850	1979-1985	FFP012	
850 cc. T3 850 / S3	- 1993	FFP012	
850 cc. T5 CIVILE II SERIE	1985-1989	FFP014	
850 cc. T5 POLIZIA CC / PA (NC) 850	1988-1993	FFP012	
	1993-2001	FFP014	
850 cc. T5 POLIZIA CC-PA VECCHIO TIPO 850	1985-1989	FFP014	
850 cc. T5 850	- 1993	FFP012	
850 cc. T5 850 POLIZIA NUOVO TIPO	1994	FFP014	
850 cc. 850		FFP012	
1.000 cc. CALIFORNIA II 1000	1983-1993	FFP012	
1.000 cc. CALIFORNIA III CARB. 1000	1983-1993	FFP012	
1.000 cc. CALIFORNIA INIEZ. 1000	1983-1993	FFP012	
1.000 cc. CALIFORNIA 1000 2 / 3	1997-1999	FFP014	
1.000 cc. DAYTONA 1000	1992-1995	FFP012	
	1996	FFP014	
1.000 cc. DAYTONA 1000 IE BIPOSTO	- 1994	FFP012	
	1994	FFP014	
1.000 cc. GT 1000	1987-1991	FFP012	
1.000 cc. G5 1000		FFP012	
1.000 cc. LE MANS IV 1000	1993	FFP012	
	1994	FFP014	
1.000 cc. LE MANS 1000	1984-1993	FFP012	
1.000 cc. QUOTA I.E. 1000	- 1994	FFP012	
	1994	FFP014	
1.000 cc. QUOTA 1000	1992-1997	FFP014	
	1992-1997	FFP012	
1.000 cc. RS 1000 DAYTONA	1997-1998	FFP014	
1.000 cc. S 1000	1989-1994	FFP012	

APPLICAZIONI / APPLICATIONS	ANNO / YEAR	ATHENA #	NOTE / NOTES	APPLICAZIONI / APPLICATIONS	ANNO / YEAR	ATHENA #	NOTE / NOTES
MOTO GUZZI							
1.000 cc. SP II 1000	1979- 1994	FFP012		400 cc. GEOPOLIS 400	2007- 2012	FFP002	
1.000 cc. SP 1000 III	1979- 1994	FFP012		400 cc. SAT 400 RS / BLACK SAT	2008- 2012	FFP001	
	1994	FFP014		400 cc. SATELIS / RS 400	2007- 2010	FFP001	
1.000 cc. STRADA 1000	1993- 1994	FFP012		500 cc. GEOPOLIS 500	2007- 2012	FFP001	
1.000 cc. V1000 CALIFORNIA III/CALIFORNIA III INJ.	1994	FFP012		500 cc. SATELIS 500	2007- 2010	FFP001	
1.000 cc. V1000 CENTAURO / 1000 INJ	1996	FFP014		PGO			
1.000 cc. V1000 IDROCONVERT/ CX 100 / V 1000 SP		FFP012		125 cc. Alloro 125		FFP002	
1.000 cc. V1000 LE MANS / SP III	1994	FFP012		125 cc. BUDDY / BUBU 125		FFP002	
1.100 cc. CALIFORNIA / SPORT 1100	1997- 2002	FFP014		125 cc. G-MAX 125		FFP002	
1.100 cc. CALIFORNIA ALUMINIUM 1100	2002- 2004	FFP014		125 cc. T-REX 125		FFP002	
1.100 cc. CALIFORNIA JACKAL 1100	1999- 2001	FFP014		150 cc. ALLORO 150		FFP002	
1.100 cc. CALIFORNIA SPECIAL SPORT ALLOY 1100	2002- 2003	FFP014		150 cc. BUDDY / BUBU 150		FFP002	
1.100 cc. CALIFORNIA SPECIAL 1100	1999- 2000	FFP014		150 cc. G-MAX 150		FFP002	
1.100 cc. CALIFORNIA STONE / STONE TOURING 1100	2001- 2005	FFP014		150 cc. T-REX 150		FFP002	
1.100 cc. CALIFORNIA STONE METAL 1100	2002- 2004	FFP014		250 cc. G-MAX 250		FFP002	
1.100 cc. CALIFORNIA TITANIUM 1100	2003- 2004	FFP014		PIAGGIO			
1.100 cc. CALIFORNIA VINTAGE 1100	2006- 2012	FFP014		125 cc. B 125 CITY SLICKER	2002	FFP002	
1.100 cc. CALIFORNIA 1100	1994- 1997	FFP014		125 cc. BEVERLY TOURER 125 EU3	2008- 2010	FFP002	
1.100 cc. CARBURATORI/INIEZIONE/CORSA 1100	1994- 1999	FFP014		125 cc. BEVERLY 125	2001- 2003	FFP002	
1.100 cc. ES 1100 QUOTA	1999- 2001	FFP014		125 cc. BEVERLY 125 RST	2004- 2007	FFP002	
1.100 cc. EV 1100 CALIFORNIA	1997- 2004	FFP014		125 cc. BEVERLY 125 RST 4T 4V IE EURO3	2012	FFP002	
1.100 cc. EV 1100 CALIFORNIA, 80, TOURING	2005- 2008	FFP014		125 cc. BEVERLY 125 SPORT EU3	2007- 2008	FFP002	
1.100 cc. SPORT KE 1100	1994	FFP014		125 cc. CARNABY 125	2007- 2010	FFP002	
1.100 cc. SPORT 1100	1994- 1999	FFP014		125 cc. FLY EU3 125	2007- 2008	FFP002	
1.100 cc. V11 1100 CAFE SPORT / BALLABIO / COPPA ITALIA	2003- 2004	FFP014		125 cc. FLY 125	2005- 2007	FFP002	
1.100 cc. V11 1100 SPORT/LE MANS/NAKED	1999- 2004	FFP014		125 cc. HEXAGON LX4 125 4T	1998- 1999	FFC002	
1.200 cc. BREVA 1200 SPORT	2007- 2008	FFP014		125 cc. LIBERTY MOC 125 4T	2009- 2013	FFP002	
1.200 cc. GRISO 8V 1200	2007- 2013	FFP014		125 cc. LIBERTY SPORT EU3 125 4T	2004- 2008	FFP002	
1.200 cc. MGS-01 CORSA 1200	2005- 2007	FFP014		125 cc. LIBERTY 125 DELIVERY 4T EURO3	2008	FFP002	
1.200 cc. NORGE 1200	2006- 2013	FFP014		125 cc. LIBERTY 125 RST / PTT	2004- 2006	FFP002	
1.200 cc. SPORT 1200	2006- 2008	FFP014		125 cc. LIBERTY 125 SPORT	2006- 2008	FFP002	
1.200 cc. SPORT 8V1200	2009- 2013	FFP014		125 cc. LIBERTY 125 4T	1998- 2000	FFC002	
1.200 cc. STELVIO / STELVIO NTX ABS 1200	2009- 2013	FFP014		125 cc. LIBERTY 125 4T (LEADER E.G.)	2000- 2002	FFP002	
MZ				125 cc. LIBERTY 4T 2V IE PTT 125	2012	FFP002	
500 cc. GREEN STAR 500	1996	FFC025		125 cc. MP3 YOURBAN ERL 125	2011	FFP002	
500 cc. MZ 500	1990- 1993	FFC025		125 cc. MP3 125	2007- 2010	FFP002	
500 cc. RED STAR 500	1996- 1997	FFC033		125 cc. MP3 125 IE / IBRIDO	2008- 2011	FFP002	
500 cc. SAXON COUNTRY 500	1991- 1997	FFC033		125 cc. SFERA 125 4T LC	1995- 1997	FFC002	
500 cc. SAXON FUN 500	1992- 1994	FFC033		125 cc. SKIPPER 125 4T	1996- 1999	FFC002	
500 cc. SAXON TPUR 500	1991- 1996	FFC033			2000- 2002	FFP002	
500 cc. SAXON VOJAGER 500	1991- 1997	FFC033		125 cc. SUPER HEXAGON GTX 125 4T	2000- 2002	FFP002	
500 cc. SILVER STAR CLASSIC 500	1991- 1998	FFC033		125 cc. TYPHOON 125	2010- 2011	FFP002	
500 cc. SILVER STAR GRESPANN 500	1994	FFC025		125 cc. VESPA GRANTURISMO/EU3 125	2003- 2009	FFP002	
660 cc. BAGHIRA ENDURO 660	1998- 2000	FFC014		125 cc. VESPA GTS EURO 3	2007- 2012	FFP002	
660 cc. (MUZ) BAGHIRA 660	1997	FFC014		125 cc. VESPA GTS IE SUPER 125 4T	2009	FFP002	
660 cc. (MUZ) SKORPION REPLICA 660	1995- 1999	FFC014		125 cc. VESPA GTV 125	2004- 2012	FFP002	
660 cc. (MUZ) SKORPION SPORT 660	1994- 2000	FFC014		125 cc. VESPA LX EURO 3 / IE 125	2005- 2010	FFP002	
660 cc. (MUZ) SKORPION TOUR 660	1994- 2000	FFC014		125 cc. VESPA LX 125	2005- 2012	FFP002	
660 cc. (MUZ) SKORPION TRAVELLER 660	1996- 2000	FFC014		125 cc. VESPA LX 125 TOURING	2010- 2011	FFP002	
660 cc. SKORPION GRESPANN 660	1994	FFC014		125 cc. VESPA LX 125 4T FL	2009- 2010	FFP002	
660 cc. SKORPION SUPERSPORT 660	1996- 2000	FFC014		125 cc. VESPA LXV IE 4T	2010- 2013	FFP002	
850 cc. KOBRA 850	1994	FFC014		125 cc. VESPA LXV 4T EURO 3 125	2006- 2013	FFP002	
PEUGEOT				125 cc. VESPA LXV 4T NAVY EURO3	2008- 2013	FFP002	
125 cc. CITY STAR 125	2011- 2012	FFC032		125 cc. VESPA S 4T EU3 125	2007- 2010	FFP002	
125 cc. ELYSEO 125 4T LC	1999- 2002	FFC032		125 cc. VESPA 125 ET4	1996- 1999	FFC002	
125 cc. ELYSTAR 125	2002- 2003	FFC032			1999- 2002	FFP002	
125 cc. GEOPOLIS 125	2007- 2012	FFC032		125 cc. X EVO 125	2007- 2012	FFP002	
125 cc. JET FORCE COMPRESSOR 125	2003- 2004	FFC032		125 cc. X10 4T 4V IE EURO3 125	2012	FFP002	
125 cc. SATELIS	2006- 2012	FFC032		125 cc. X7 EU3 125	2008	FFP002	
150 cc. ELYSEO 150 4T LC	2001- 2002	FFC032		125 cc. X7 EVO IE EURO3 125	2009- 2010	FFP002	
150 cc. ELYSTAR 150	2002- 2003	FFC032		125 cc. X8 125	2004- 2007	FFP002	
250 cc. GEO RS 250	2007- 2010	FFP002		125 cc. X9 EVOLUTION 125 EU3	2003- 2007	FFP002	
250 cc. GEOPOLIS 250	2007- 2012	FFP002		125 cc. X9 125 4T	2001- 2002	FFP002	
250 cc. SAT 250 RS / BLACK SAT	2008- 2012	FFP002		125 cc. ZIP 125	2000- 2002	FFP002	
250 cc. SATELIS 250	2007- 2010	FFP002		150 cc. BEVERLY 150	2001- 2002	FFP002	
300 cc. GEOPOLIS 300 / GEO RS	2010- 2011	FFP002		150 cc. FLY / EURO3	2005- 2010	FFP002	
300 cc. GEOSTYLE 300	2010- 2012	FFP002		150 cc. LIBERTY MOC 150 4T	2009- 2013	FFP002	
300 cc. SATELIS IE	2011- 2012	FFP002		150 cc. LIBERTY 150 4T EURO3 / SPORT 150 4T	2008	FFP002	
400 cc. GEO RS 400	2008- 2012	FFP001		150 cc. LIBERTY 150 4T (LEADER E.G.)	2000- 2002	FFP002	

APPLICAZIONI / APPLICATIONS	ANNO / YEAR	ATHENA #	NOTE / NOTES	APPLICAZIONI / APPLICATIONS	ANNO / YEAR	ATHENA #	NOTE / NOTES
PIAGGIO							
150 cc. SKIPPER 150 4T	2000-2002	FFP002		125 cc. GS 125 E / KATANA	1982-2000	FFC027	
150 cc. VESPA ET4 150 4T	1999-2002	FFP002		125 cc. GS 125 SZ / D	1979-1982	FFC003	
150 cc. VESPA LX EU3 / IE 150	2006-2011	FFP002		125 cc. GZ 125 MARAUDER	1998-2002	FFC003	
150 cc. VESPA LX 150	2005-2008	FFP002		125 cc. RV VAN VAN 125	2008-2010	FFC027	
150 cc. VESPA LX 4T FL / TOURING 150	2009-2011	FFP002		125 cc. TU 125 XT	1999	FFC003	
150 cc. VESPA S 150 4T / IE	2008-2010	FFP002		125 cc. UE CT 125	2001	FFC003	
150 cc. X8 STREET EURO 2	2006-2008	FFP002		125 cc. UH BURGMAN 125	2002-2011	FFC003	
150 cc. X9 150	2002	FFP002		125 cc. UX 125 SIXTEEN	2008-2011	FFC003	
180 cc. SUPER HEXAGON GTX 180 4T	2000-2002	FFP002		125 cc. VL 125 INTRUDER	2000-2002	FFC042	
180 cc. X9 AMALFI 180 4T LC	2000-2003	FFP002		150 cc. AN 150	1996-2000	FFC003	
200 cc. BEVERLY 200 4T	2001-2003	FFP002		150 cc. EPICURO 150 4T LC	1999-2001	FFC003	
200 cc. CARNABY	2007-2008	FFP002		150 cc. UE CT 150	2001	FFC003	
200 cc. LIBERTY 200 RST / EURO3	2004-2008	FFP002		150 cc. UH BURGMAN 150	2002-2006	FFC003	
200 cc. LIBERTY 200 SPORT	2006-2007	FFP002		150 cc. UX 150 SIXTEEN	2008-2011	FFC003	
200 cc. VESPA GRANTURISMO/EU3 200	2003-2008	FFP002		200 cc. DR 200 / SE	1996-2008	FFC027	
200 cc. X8 200	2004	FFP002		200 cc. SP 200	1986-1988	FFC027	
200 cc. X9 EVOLUTION 200	2003	FFP002		200 cc. UH BURGMAN 200	2007-2013	FFC003	
200 cc. X9 200	2002-2003	FFP002		250 cc. AN BURGMAN 250 4T LC	1998-2005	FFC027	
250 cc. BEVERLY CRUISER 250	2007-2009	FFP002		250 cc. DR-R 250	2001-2002	FFC042	
250 cc. BEVERLY RST 250	2004-2005	FFP002		250 cc. GN 250	1982-2000	FFC042	
250 cc. BEVERLY 250	2006-2007	FFP002		250 cc. GNX 250 E	1982	FFC009	
250 cc. BEVERLY 250 IE EU3	2006-2008	FFP002		250 cc. GS 250	1980-1981	FFC009	
250 cc. BEVERLY 250 MIC EU3	2007	FFP002		250 cc. GSX 250 T / EX	1980-1984	FFC009	
250 cc. CARNABY 250	2008	FFP002		250 cc. GSX 250 Z / ESZ	1980-1984	FFC009	
250 cc. MP3 250	2006-2008	FFP002		250 cc. GSX-R 250 R	1987-1989	FFC009	
250 cc. MP3 250 LT	2009	FFP002		250 cc. GZ 250 MARAUDER	2004-2008	FFC042	
250 cc. MP3 250 MIC	2008-2009	FFP002		250 cc. INAZUMA 250	2013	FFP009	
250 cc. VESPA GT 60 EU3 250	2006-2007	FFP002		250 cc. SP 250	1982-1985	FFC042	
250 cc. VESPA GTS 250 / GTS ABS	2005-2013	FFP002		250 cc. TU 250 X VOLTY V / W	1997-2011	FFC042	
250 cc. VESPA GTV 4T NAVY EU3 250	2008	FFP002		250 cc. VL 250 INTRUDER	2000-2001	FFC042	
250 cc. X EVO 250	2007	FFP002			2005	FFC042	
250 cc. X7/EU3 250	2008	FFP002		300 cc. GS 300	1982-1985	FFC009	
250 cc. X8/EU3 250	2005-2008	FFP002		350 cc. DR 350 S / SE	1990-2000	FFC042	
250 cc. X9 250 EVOLUTION	2004	FFP002		400 cc. AN BURGMAN 400 4T LC	1999-2006	FFC027	
300 cc. BEVERLY TOURER IE / RST 4T 4V IE EU3 300	2009-2010	FFP002			2007-2013	FFC003	
300 cc. BEVERLY 300 RST 4T 4V IE EURO3	2010-2012	FFP002		400 cc. GN 400	1980-1982	FFC042	
300 cc. CARNABY CRUISER 300	2009-2010	FFP002		400 cc. GS 400	1977-1979	FFC009	
300 cc. MP3 IE LT / MIC	2010-2011	FFP002			1982	FFC009	
300 cc. MP3 YOURBAN ERL 300	2011	FFP002		400 cc. GSF 400 BANDIT	1990-1995	FFC009	
300 cc. VESPA GTS IE	2012-2013	FFP002		400 cc. GSX 400 EFX	1980-1983	FFC009	
300 cc. VESPA GTS SUPER / SUPER SPORT 300	2008-2013	FFP002		400 cc. GSX 400 ET / ES	1980-1990	FFC009	
300 cc. VESPA GTV 4T 4V IE	2010-2013	FFP002		400 cc. GSX 400 EZ / SX	1982-1986	FFC009	
300 cc. X7 EVO 300 IE EURO3	2009-2010	FFP002		400 cc. GSX 400 FE / F	1982-1986	FFC009	
350 cc. BEVERLY 4T 4V IE E3 SPORT TOURING 350	2011-2012	FFC022		400 cc. GSX 400 FX / FZ		FFC009	
350 cc. X10 4T 4V IE E3 350	2012	FFP002		400 cc. GSX 400 S / E / L	1983-1990	FFC009	
400 cc. BEVERLY TOURER 400 EURO3	2008-2010	FFP001		400 cc. LS 400 SAVAGE	1987	FFC038	
400 cc. MP3 MIC 400	2008-2009	FFP001		400 cc. SP 400	1979-1982	FFC009	
400 cc. MP3 400	2007-2008	FFP001		425 cc. GS 425	1979-1980	FFC009	
400 cc. MP3 400 LT	2009	FFP001		450 cc. GS 450 E / L / S / T / LZ	1980-1990	FFC009	
400 cc. X EVO 400	2007-2011	FFP001		450 cc. GS 450 L / T / TX	1982-1988	FFC009	
400 cc. X8 400 EU3	2006-2008	FFP001		500 cc. DR 500	1981-1986	FFC038	
420 cc. APE CAR DIESEL / TMP 703 D / APE POKER		P6089	Guarnizione filtro	500 cc. GS 500	1988-2003	FFC009	
		FFC042		500 cc. GS 500 E	1989-1998	FFC009	
420 cc. APE TM P 703 / P 703 V DIESEL	1987-1998	P6089	Guarnizione filtro	500 cc. GS 500 E/ES/MX/LN/T	1981-1986	FFC009	
		FFP001		500 cc. GS 500 H / F	2004-2007	FFC009	
500 cc. BEVERLY CRUISER 500	2007-2012	FFP001		500 cc. GSX 500 E		FFC009	
500 cc. BEVERLY 500	2002-2008	FFP001		500 cc. SP 500	1981-1983	FFC038	
500 cc. BEVERLY 500 EURO3	2006-2008	FFP001		550 cc. GS 550	1977-1980	FFC009	
500 cc. MP3 RT - LT SPORT - BUSINESS 500	2011-2012	FFP001		550 cc. GS 550 E / EF / ES / L CHAIN DRIVE	1977-1986	FFC009	
500 cc. X9 EVOLUTION 500 / ABS	2003-2007	FFP001		550 cc. GSX 550 E	1983-1987	FFC009	
500 cc. X9 500	2001-2002	FFP001		550 cc. GT 550		FFC009	
SUZUKI				600 cc. GSF 600 BANDIT	1995-2003	FFP009	
85 cc. XD 85 D	1983	FFC009			1995-2003	FFP009C	Cromato
100 cc. DR 100	1983-1990	FFC003		600 cc. GSF 600 S BANDIT	1995-1999	FFP009C	Cromato
100 cc. SP 100	1993-1990	FFC003			1995-1999	FFP009	
125 cc. AN BURGMAN 125	2002	FFC003		600 cc. GSR 600	2006-2010	FFP009	
125 cc. AN 125	1995-2000	FFC003		600 cc. GSX 600 F	1987-2002	FFP009C	Cromato
125 cc. CS 125 D	1983-1987	FFC003			1987-2002	FFP009	
125 cc. EPICURO 125 4T LC	1999-2002	FFC003		600 cc. GSX-R 600	1993-2003	FFP009C	Cromato
125 cc. GN 125	1982-2000	FFC003			2006-2013	FFP009	

APPLICAZIONI / APPLICATIONS	ANNO / YEAR	ATHENA #	NOTE / NOTES	APPLICAZIONI / APPLICATIONS	ANNO / YEAR	ATHENA #	NOTE / NOTES
SUZUKI							
600 cc. RF 600 R	1993- 1997	FFP009C	Cromato	850 cc. C50 B/T BOULEVARD BLACK USA	2005- 2008	FFP009	
	1993- 1997	FFP009		850 cc. GS 850	1979- 1985	FFC009	
600 cc. SP 600 F	1985- 1987	FFC038		850 cc. GS 850 EN, GN, GT	1979- 1985	FFC009	
600 cc. VS 600 GL INTRUDER S-V	1995- 1998	FFP009C	Cromato	900 cc. RF 900 R R / T	1994- 2000	FFP009C	Cromato
	1995- 1998	FFP009			1994- 2000	FFP009	
650 cc. AN BURGMAN 650	2002- 2012	FFP009C	Cromato	1.000 cc. DL V-STROM 1000	2002- 2011	FFP009	
	2002- 2012	FFP009			2002- 2004	FFP009C	Cromato
650 cc. DL V-STROM 650	2004	FFP009C	Cromato	1.000 cc. GS 1000	1978- 1981	FFC009	
	2007- 2012	FFP009		1.000 cc. GS 1000 N, EN, HN, LN, SN	1979- 1981	FFC009	
650 cc. DS 650	1992- 1993	FFC038		1.000 cc. GS 1000 SZ	1982	FFC009	
650 cc. GR 650	1983- 1985	FFC009		1.000 cc. GSX 1000 S	1982- 1984	FFC009	
650 cc. GS 650 / E	1981- 1983	FFC009		1.000 cc. GSX-R 1000	1993-1- 2001-2002	FFP009C	Cromato
650 cc. GS 650 G / GL / M KATANA	1981- 1983	FFC009			1993-1- 2003-2013	FFP009	
650 cc. GS 650 MD KATANA	1981- 1983	FFC009		1.000 cc. SV 1000	2003- 2004	FFP009	
650 cc. GSF 650 BANDIT	2005- 2012	FFP009			2003- 2004	FFP009C	Cromato
650 cc. GSF 650 BANDIT S	2005- 2010	FFP009		1.000 cc. TL 1000 R / S	1997- 2002	FFP009C	Cromato
650 cc. GSX F 650	2008- 2012	FFP009			1997- 2002	FFP009	
650 cc. GSX 650	1984- 1990 /	FFC009		1.100 cc. GS 1100 ET / LT / EX / EZ / ESD / SD / KATANA	1982- 1986	FFC009	
650 cc. KF 650 FREEWIND	1997- 2002	FFC038		1.100 cc. GS 1100 LT / E / GK2 / SD	1979	FFC009	
650 cc. LS 650 F / P / SAVAGE	1986- 2002	FFC038		1.100 cc. GSX 1100 Z / XD / SD / EFE / EFG / KATANA	1980- 1987	FFC009	
650 cc. SFV 650 GLADIUS	2009- 2011	FFP009		1.100 cc. GSX 1100 F / G L-P SHAFT / KATANA	1988- 1996	FFP009C	Cromato
650 cc. SV 650	1999- 2004	FFP009C	Cromato		1988- 1996	FFP009	
	2003- 2010	FFP009		1.100 cc. GSX 1100 T / SX / SZ	1980- 1985	FFC009	
650 cc. XF 650 FREEWIND	1997- 2002	FFC038		1.100 cc. GSX-R 1100	1986- 1993	FFP009	
650 cc. XN85 650	1983- 1986	FFC009			1986- 1993	FFP009C	Cromato
700 cc. GS 700	1985	FFC009		1.100 cc. GSX-R 1100 W	1992- 1998	FFP009	
700 cc. GV 700 GLF / GLF2	1984	FFP009			1992- 1998	FFP009C	Cromato
	1984	FFP009C	Cromato	1.150 cc. GS 1150	1984- 1986	FFC009	
	1985- 1986	FFP007		1.200 cc. GSF 1200 BANDIT	1996- 2006	FFP009	
700 cc. VS 700 GL INTRUDER	1985- 1986	FFP007			1996- 2006	FFP009C	Cromato
	1987- 1988	FFP009C	Cromato	1.200 cc. GSF 1200 S BANDIT	1996- 2003	FFP009	
	1987- 1988	FFP009			1996- 2003	FFP009C	Cromato
750 cc. GS 750	1977- 1983	FFC009		1.200 cc. GSX 1200	1999- 2001	FFP009C	Cromato
	1977- 1983	FFC009			1999- 2001	FFP009	
750 cc. GS 750 E / S KATANA	1977- 1983	FFC009		1.200 cc. GV 1200 GL	1984	FFP009C	Cromato
750 cc. GSF 750 F KATANA	1989- 1996	FFP009C	Cromato		1984	FFP009	
	1989- 1996	FFP009		1.200 cc. GV 1200 GLF2 / GLF / GLG	1985- 1986	FFP009	
750 cc. GSR 750	2011- 2013	FFP009		1.250 cc. GSF BANDIT 1250	2007- 2012	FFP007	
750 cc. GSX 750	1998- 2001	FFP009C	Cromato	1.250 cc. GSX FA 1250	2012	FFP009	
	1998- 2001	FFP009		1.250 cc. GSX 1250	2010- 2011	FFP009	
	1980- 1984	FFC009		1.300 cc. GSX B-KING 1300	2008- 2009	FFP009	
750 cc. GSX 750 ESD / EEA	1983- 1986	FFP009		1.300 cc. GSX-R 1300 HAYABUSA	1999- 2003	FFP009C	Cromato
750 cc. GSX 750 ET / EX	1982	FFC009			2004- 2011	FFP009	
750 cc. GSX 750 EZ / SZ	1980- 1985	FFC009		1.400 cc. GSX 1400	2001- 2003	FFP009	
750 cc. GSX 750 F KATANA	1989- 2000	FFP009			2001- 2003	FFP009C	Cromato
750 cc. GSX 750 R J / L	1994	FFP009		1.400 cc. GV 1400	1985- 1986	FFP007	
	1994	FFP009C	Cromato		1987- 1988	FFP009	
750 cc. GSX 750 S / KATANA	1982- 1986	FFC009			1987- 1988	FFP009C	Cromato
750 cc. GSX-R 750	1985- 1987	FFP007		1.400 cc. S83 BOULEVARD (USA)	2005- 2008	FFP009	
	1991- 1996	FFP009C	Cromato	1.400 cc. VS 1400 GL / GLP INTRUDER	1987	FFP009C	Cromato
	1996- 2003	FFP009C	Cromato		1997- 2008	FFP009	
	88 -	FFP009		1.500 cc. VL 1500 INTRUDER LC W / R	1998- 2008	FFP009	
750 cc. GSX-R 750 SP R	1994	FFP009			1998- 2003	FFP009C	Cromato
	1994	FFP009C	Cromato	1.800 cc. VZR INTRUDER M 1800	2006- 2010	FFP009	
750 cc. GSX-R 750 T	1980	FFC009		TRIUMPH			
750 cc. GSX-R 750 W / T / V	1992- 1999	FFP009		600 cc. SPEED FOUR 600	2003- 2006	FFP021	
	1992- 1999	FFP009C	Cromato	600 cc. TT 600	2000- 2005	FFP021	
750 cc. VS 750 GL INTRUDER	1985- 1986	FFP007		650 cc. DAYTONA 650	2005- 2010	FFP004	
	1987- 1991	FFP009C	Cromato	670 cc. DAYTONA 675	2006- 2013	FFP004	
	1987- 1991	FFP009		675 cc. SPEED TRIPLE 675	2007- 2013	FFP004	
800 cc. VL INTRUDER C800 / VZ INTRUDER M800	2006- 2011	FFP009		675 cc. STREET TRIPLE 675 R	2006- 2013	FFP004	
800 cc. VL 800 INTRUDER / TOURING / CUSTOM VOLUSIA	2001- 2008	FFP009		750 cc. DAYTONA 750	1991- 1995	FFC018	
	2001- 2003	FFP009C	Cromato	750 cc. SPEED TRIPLE 750	1997	FFC018	
800 cc. VS 800 GL INTRUDER	1992- 2002	FFP009C	Cromato	750 cc. THUNDERBIRD TR65 750	1995	FFC018	
	1992- 2002	FFP009		750 cc. TRIDENT 750	1991- 1998	FFC018	
800 cc. VX 800	1990- 1997	FFP009C	Cromato	800 cc. BONNEVILLE T100 CENTENNIAL EDITION	2002- 2003	FFP021	
	1990- 1997	FFP009		800 cc. BONNEVILLE 800	2001- 2003	FFP021	
800 cc. VZ 800 INTRUDER	2005- 2009	FFP009		800 cc. BONNEVILLE 800 AMERICA	2002- 2003	FFP021	
800 cc. VZ 800 MARAUDER	1997- 2002	FFP009C	Cromato	800 cc. SPEEDMASTER 800	2003	FFP021	
	1997- 2011	FFP009					

APPLICAZIONI / APPLICATIONS	ANNO / YEAR	ATHENA #	NOTE / NOTES	APPLICAZIONI / APPLICATIONS	ANNO / YEAR	ATHENA #	NOTE / NOTES
TRIUMPH							
800 cc. TIGER / XC 800	2011-2013	FFP004		125 cc. X-MAX 125 YP R / ABS	2006-2011	FFC015	
865 cc. BONNEVILLE	2006-2013	FFP004		125 cc. XT 125	1982-1986	FFC037	
865 cc. SCRAMBLER	2007-2012	FFP004			1988-1996	FFC037	
865 cc. THRUXTON / SPEEDMASTER 865	2007-2012	FFP004		125 cc. XV 125 VIRAGO	1997-2001	FFC014	
900 cc. ADVENTURE 900	1995-2001	FFC018		125 cc. XVS 125 DRAG STAR	2000-2004	FFC014	
900 cc. DAYTONA SUPER THREE 900	1991	FFC018		125 cc. YZF 125 R	2008-2012	FFC015	
900 cc. DAYTONA 900	1995-1997	FFC018		150 cc. XC 150 FLY ONE R	1997-1999	FFC037	
900 cc. LEGEND 900 TT	1999-2001	FFC018		150 cc. XC 150 K CYGNUS R	1997-1998	FFC037	
900 cc. SPEED TRIPLE T509 885	1997-1998	FFP021		180 cc. XC 180 K / L / Z / ZLC / NC / ZN / DN	1983-1985	FFC014	
900 cc. SPEED TRIPLE 900	1994-1996	FFC018		185 cc. SR 185	1981-1982	FFC037	
900 cc. SPRINT RS 900	1995-1998	FFC018		200 cc. BW 200 N / S / ES / ET / EU	1985-1988	FFC037	
900 cc. THUNDERBIRD SPORT	1999-2000	FFC018		200 cc. TW 200	1987-2012	FFC037	
	2003	FFC018		200 cc. TW 200 T/TC/U/UC/H/HC TRAILWAY	1987-2008	FFC037	
900 cc. THUNDERBIRD 900	1995-2003	FFC018		200 cc. XC 200 ZA / ZB	1990-1991	FFC014	
900 cc. TIGER 900	1993-2000	FFC018		200 cc. XT 200	1982-1983	FFC037	
900 cc. TRIDENT SPRINT 900	1991-1998	FFC018		225 cc. TT 225	1986-1987	FFC037	
900 cc. TROPHY 900	1991-2001	FFC018		225 cc. TTR 225	2000-2003	FFC037	
950 cc. DAYTONA T595 950	1997-1998	FFP021		225 cc. XT 225	1992-2007	FFC037	
955 cc. DAYTONA 955i	1999-2003	FFP021		230 cc. YFU1TW 230	1989	FFC006	
955 cc. SPEED TRIPLE 955	1999-2003	FFP021		250 cc. SR 250 CLASSIC	1996	FFC014	
955 cc. SPRINT RS 955	2001-2003	FFP021		250 cc. SR 250 SE / SPECIAL	1980-1996	FFC014	
955 cc. SPRINT ST 955	1999-2003	FFP021		250 cc. SRX 250 T / TC	1987	FFC037	
955 cc. TIGER 955i	2001-2003	FFP021		250 cc. TT 250 G / H / J	1980-1982	FFC014	
1.000 cc. DAYTONA 1000	1991-1996	FFC018		250 cc. TT 250 R		FFC014	
1.000 cc. SPEED TRIPLE 1000	1996	FFC018		250 cc. XC 250 ZCT	1987	FFC014	
1.050 cc. SPEED TRIPLE 1050	2006-2013	FFP004		250 cc. XG TRICKER 250	2005-2008	FFC015	
1.050 cc. SPRINT ST 1050 / GT ABS	2006-2013	FFP004		250 cc. XS 250	1978-1982	FFC012	
1.050 cc. TIGER 1050	2007-2013	FFP004		250 cc. XT 250	1980-1989	FFC014	
1.200 cc. DAYTONA 1200	1993-1997	FFC018			2008-2013	FFC015	
1.200 cc. TROPHY 1200	1991-2003	FFC018		250 cc. XT 250 L/LC	1984	FFC037	
	2013	FFP004		250 cc. XV 250 V STAR	2011-2013	FFC014	
1.600 cc. TUNDBIRD 1600	2009-2013	FFP004		250 cc. XV 250 VIRAGO	2004-2008	FFC014	
1.700 cc. THUNDERBIRD STORM 1700	2011-2013	FFP004		250 cc. XVS 250 DRAG STAR	2001-2004	FFC014	
2.300 cc. ROCKET III CLASSIC 2300	2009-2012	FFP004		250 cc. YBR 250	2007-2011	FFC015	
2.300 cc. ROCKET III 2300	2004-2012	FFP004		350 cc. BW 350	1987-1988	FFC014	
VICTORY							
1.507 cc. CRUISER 1507	2003	FFP016		350 cc. TT 350 S / T / A	1985-1995	FFC037	
1.507 cc. DELUXE CRUISER/TOURING CRUISER 1507	2002	FFC016		350 cc. XT 350	1985-2001	FFC037	
1.507 cc. KINGPIN 1507	2004-2005	FFP016		350 cc. XT 350 N / NC / H / HC / A / 3YT1 / B	1985-2001	FFC037	
1.507 cc. NESS SIGNATURE SERIES KINGPIN 1507	2005	FFP016		360 cc. XS 360	1976-1977	FFC012	
1.507 cc. NESS SIGNATURE SERIES VEGAS 1507	2005	FFP016		400 cc. FZ 400 N		FFC012	
1.507 cc. STANDARD CRUISER 1507	2002	FFP016		400 cc. FZR 400	1988-1990	FFC012	
1.507 cc. TOURING CRUISER 1507	2006-2009	FFP016		400 cc. FZR 400 R	1987-1989	FFC012	
1.507 cc. VEGAS 1507	2003-2005	FFP016		400 cc. FZR 400 RR SP / RR	1990-1994	FFP008C	Cromato
1.507 cc. VEGAS 8-BALL 1507	2005-2012	FFP016			1990-1994	FFP008	
1.634 cc. ARLEN NESS JACKPOT 1634	2008	FFP016		400 cc. SRX 400		FFC014	
1.634 cc. CORY NESS JACKPOT 1634	2008-2010	FFP016		400 cc. XJ 400	1982	FFC012	
1.634 cc. HAMMER	2005-2013	FFP016		400 cc. XJR 400 R	1992-1998	FFP008	
1.634 cc. HAMMER S 1634	2005-2012	FFP016			1992-1998	FFP008C	Cromato
1.634 cc. KINGPIN 1634	2006-2012	FFP016		400 cc. XS 400	1977-1983	FFC012	
1.634 cc. KINGPIN 1634 TOUR	2007-2010	FFP016		400 cc. XT 400	1981-1984	FFC014	
1.634 cc. KINGPIN 8-BALL 1634	2008-2010	FFP016		400 cc. YP 400 MAJESTY /ABS	2004-2013	FFC027	
1.634 cc. NESS SIGNATURE SERIES JACKPOT 1634	2006-2007	FFP016		500 cc. SR 500 E / F / G / SP	1978-1994	FFC014	
1.634 cc. VEGAS LOW 1634	2008-2010	FFP016			1998-2000	FFC014	
1.634 cc. VEGAS 1634 JACKPOT	2006-2010	FFP016		500 cc. TT 500	1976-1981	FFC014	
1.634 cc. VEGAS 8-BALL 1634	2008-2013	FFP016		500 cc. XJ 500 (AUSTRIA)	1978-1983	FFC012	
1.731 cc. ARLEN NESS VICTORY VISION 1731	2009-2010	FFP016		500 cc. XP T-MAX 500 / ABS	2001-2011	FFP013	
1.731 cc. BOARDWALK 1731	2013	FFP016		500 cc. XS 500	1978-1983	FFC014	
1.731 cc. CROSS ROADS / COUNTRY	2011-2013	FFP016		500 cc. XT 500	1976-1993	FFC014	
1.731 cc. HIGH BALL 1731	2013	FFP016		500 cc. XV 500 K VIRAGO	1983	FFC014	
1.731 cc. JACKPOT	2013	FFP016		530 cc. XP T-MAX 530	2012-2013	FFP013	
1.731 cc. JUDGE	2013	FFP016		535 cc. XV 535 / VIRAGO	1982	FFC014	
1.731 cc. VISION 8 BALL TOUR 1731	2008-2012	FFP016			1988-2002	FFC014	
YAMAHA							
125 cc. SR 125	1980-2002	FFC037		550 cc. XJ 550	1981-1988	FFC012	
125 cc. TW 125	1999-2003	FFC037		550 cc. XT 550	1982-1988	FFC014	
125 cc. VINO 125	2006-2009	FFC036		550 cc. XV 550	1982-1983	FFC014	
125 cc. XC CYGNUS 125 4T	1995-2003	FFC037		550 cc. XZ 550	1982-1983	FFC014	
125 cc. X-CITY 125 VP	2007-2008	FFC015		550 cc. XZ 550 R VISION	1982-1983	FFC014	
				600 cc. FJ 600 CHAIN DRIVE AC	1984-1985	FFC012	
				600 cc. FZ 600	1986-1989	FFC012	
				600 cc. FZR 600	1989-1990	FFC012	

APPLICAZIONI / APPLICATIONS	ANNO / YEAR	ATHENA #	NOTE / NOTES
YAMAHA			
600 cc. FZR 600	2012-2013	FFP004	
600 cc. FZR 600 R	1991-1999	FFP008	
	1991-1999	FFP008C	Cromato
600 cc. FZS 600 FAZER	1998-2003	FFP013	
600 cc. FZ6 / ABS	2004-2006	FFP008	
	2007-2009	FFP004	
600 cc. FZ6 FAZER ABS	2006	FFP008	
	2007	FFP004	
600 cc. FZ6 FAZER S2	2007-2008	FFP004	
600 cc. FZ6 FAZER S2 ABS	2008	FFP004	
600 cc. FZ6 FAZER 600	2004-2006	FFP008	
	2007-2008	FFP004	
600 cc. FZ6 S2 / ABS	2007-2008	FFP004	
600 cc. FZ6-N 600	2004	FFP008	
	2004	FFP008C	Cromato
600 cc. FZ6-NS 600	2005-2006	FFP008	
600 cc. FZ6R 600	2012-2013	FFP004	
600 cc. SRX 600	1986-1991	FFC014	
600 cc. TT 600 E	1994-2001	FFC014	
600 cc. TT 600 N	1983-1992	FFC014	
600 cc. TT 600 R	1993-1-1998-2002	FFC014	
600 cc. TT 600 RE	2004	FFC014	
600 cc. TT 600 S	1993-1-1998-2002	FFC014	
600 cc. TT 600 W	1989-1992	FFC014	
600 cc. XJ 600	1984-1991	FFC012	
600 cc. XJ 600 H / L / LC / N / NC	1984-1990	FFC012	
	1991-1999	FFP008	
600 cc. XJ 600 N/NSD/SE/SC/SH/SF/SJ/SG/SK SECA II	1997-2002	FFP008	
600 cc. XJ 600 S DIVERSION / CHAIN DRIVE	1997-2003	FFP008	
	2009-2011	FFP004	
600 cc. XJ 600 SH / SHC	1997-2002	FFP008	
600 cc. XJ6-F DIVERSION 600	2010-2011	FFP004	
600 cc. XJ6-N / DIVERSION 600	2009-2010	FFP004	
600 cc. XS 600	1992-1995	FFP008	
600 cc. XT 600 U / UC / E / K TENERE'	1984-2003	FFC014	
600 cc. XT 600 L / LC / Z / TENENRE' / T / S / N	1981-1990	FFC014	
600 cc. YX 600 S / SC / T / TC	1986-1990	FFC012	
600 cc. YZF R6 S 600	2006-2008	FFP008	
600 cc. YZF 600 R THUNDER CAT	1995-2002	FFP008C	Cromato
	1995-2002	FFP008	
600 cc. YZF 600 R6	2001-2005	FFP008	
	2006-2013	FFP004	
650 cc. V 650 STAR CLASSIC/CUSTOM/SILVERADO	1998-2013	FFC014	
650 cc. XJ 650 G / H / LH / RJ EUROPA	1980-1990	FFC012	
650 cc. XJ 650 J / K MAXIM AMERICA	1980-1990	FFC012	
650 cc. XJ 650 T / LJ / LK TURBO	1980-1990	FFC012	
650 cc. XVS DRAG STAR / A CLASSIC	1997-2004	FFC014	
650 cc. XVS 650	1997-2002	FFC014	
650 cc. XVS 650 STAR CLASSIC / CUSTOM / SILVERADO	1998-2008	FFC014	
660 cc. MT-03 660	2006-2011	FFC014	
660 cc. SZR 660	1995-1997	FFC014	
660 cc. XT 660 R / X	2004-2012	FFC014	
660 cc. XT 660 X SUPER MOTARD	2004-2008	FFC014	
660 cc. XTZ 660 TENERE'	1991-1999	FFC014	
700 cc. FZ 700	1986-1987	FFC012	
700 cc. FZX 700	1982-1988	FFC018	
700 cc. XJ 700	1985-1986	FFC012	
700 cc. XJ 700 N / MAXIM	1985-1986	FFC012	
700 cc. XV 700	1984-1987	FFC012	
750 cc. FZ 750	1985-1994	FFC018	
750 cc. FZR 750 R	1987-1988	FFC018	
	1989-1992	FFP008	
750 cc. FZX 750 FASER	1986-1990	FFC018	
750 cc. MAXIM 750	1981	FFC012	
750 cc. XJ 750	1981-1984	FFC012	
750 cc. XJ 750 R	1981-1984	FFC012	
750 cc. XS 750	1977-1982	FFC011	
750 cc. XTZ 750 SUPER TENERE'	1989-1997	FFC014	
750 cc. XV 750 VIRAGO	1981-1983	FFC014	
	1992-1999	FFC014	

APPLICAZIONI / APPLICATIONS	ANNO / YEAR	ATHENA #	NOTE / NOTES
750 cc. YZF 750 R	1993-1998	FFP008	
750 cc. YZF 750 R7 OW02	1999-2001	FFP008	
750 cc. YZF 750 SP / R	1993-1998	FFP008	
800 cc. FZ8 800	2011-2012	FFP004	
850 cc. TDM 850	1991-2001	FFC014	
850 cc. TRX 850	1996-2000	FFC014	
850 cc. XS 850	1980-1988	FFC011	
900 cc. TDM 900	2002-2010	FFC014	
900 cc. XJ 900 F SECA	1982-1993	FFC012	
900 cc. XJ 900 S / DIVERSION	1982-1993	FFC012	
	1994-2002	FFP008	
	1994-2002	FFP008C	Cromato
920 cc. XV 920 RH / J / RJ / K	1981-1983	FFC014	
950 cc. XVS 950 A MIDNIGHT STAR	2009-2013	FFP004	
1.000 cc. FZR 1000 GENESIS / EXUP / D / DC / E / EC	1987-1990	FFC018	
	1991-1995	FFP008	
	1991-1995	FFP008C	Cromato
	2004	FFP008	
1.000 cc. FZS 1000	2001-2003	FFP008	
1.000 cc. FZS 1000 FAZER	2006-2010	FFP004	
1.000 cc. FZ1 FAZER 1000 (ABS)	2006-2013	FFP004	
1.000 cc. FZ1 1000	1993-2000	FFP008	
1.000 cc. GRS 1000	1992-1998	FFP008	
1.000 cc. GTS 1000 AE / AEC	1981-1990	FFC014	
1.000 cc. TR1 1000	1981-1989	FFC014	
1.000 cc. XV 1000 SE / VIRAGO	1996-2002	FFP008	
1.000 cc. YZF 1000 R THUNDER ACE	1998-2004	FFP008	
1.000 cc. YZF 1000 R1	2007-2013	FFP004	
	2003	FFP004	
1.000 cc. ZR 1000	2002-2005	FFC014	
1.100 cc. BT BULLDOG 1100	1984-1994	FFC018	
1.100 cc. FJ 1100	1982	FFC011	
1.100 cc. XJ 1100	1978-1989	FFC011	
1.100 cc. XS 1100	1989-2000	FFC014	
1.100 cc. XV 1100 VIRAGO	1999-2002	FFC014	
1.100 cc. XVS 1100 DRAG STAR	1999-2002	FFC014	
1.100 cc. XVS 1100 DRAG STAR / A CLASSIC	1999-2002	FFC014	
1.100 cc. XVS 1100 V-STAR (USA) CLASSIC/CUSTOM/SILVERADO	1999-2008	FFC014	
1.200 cc. FJ 1200 / ABS	1986-1995	FFC018	
1.200 cc. V-MAX 1200	1985-1995	FFC011	
	1996-2003	FFP008	
1.200 cc. XJR 1200 / SP	1995-1998	FFC018	
1.200 cc. XT 1200 Z SUPER TENERE	2010-2013	FFP004	
1.200 cc. XVZ 12 / D / TD VENTURE ROYALE	1983-1990	FFC011	
1.200 cc. XVZ 12 / T VENTURE	1983-1988	FFC011	
1.300 cc. FJR A 1300	2001-2009	FFP016	
1.300 cc. FJR AS 1300	2001-2009	FFP016	
1.300 cc. FJR 1300	2001-2012	FFP016	
	2013	FFP004	
1.300 cc. FJR 1300 ABS	2005-2012	FFP016	
1.300 cc. V-MAX 1300	1988	FFC011	
1.300 cc. XJR 1300 / XJR 1300 SP	1999-2011	FFC018	
1.300 cc. XVS STRYKER	2011-2012	FFP004	
1.300 cc. XVS V STAR / V STAR TOURER	2011-2013	FFP004	
1.300 cc. XVS 1300 A MIDNIGHT STAR	2011-2013	FFP004	
1.300 cc. XVZ 13 A / AT ROYAL STAR / TUOR CLASSIC	1991-1993	FFC011	
	1996-2002	FFP008	
1.300 cc. XVZ 13 CT / CTS ROYAL STAR TUOR DELUXE / S	2005-2008	FFC012	
1.300 cc. XVZ 13 T	1989-1996	FFC011	
1.300 cc. XVZ 13 TD 1300	1989-1990	FFC011	
1.300 cc. XVZ 13 U 2WWW	1988	FFC012	
1.300 cc. XVZ 13 VENTURE / VENTURE ROYALE	1986-1989	FFC011	
	1996-2002	FFP008	
	1996-2002	FFP008C	Cromato
1.300 cc. XVZ 1300 ROYAL STAR VENTURE	2001-2011	FFP008	
1.600 cc. XV A WILD STAR 1600	1999-2002	FFP008C	Cromato
	1999-2002	FFP008	
1.600 cc. XV 1600 ROAD STAR / SILVERADO / MADNIGHT STAR / WARRIOR	1999-2003	FFP008	
	1999-2003	FFP008C	Cromato
1.700 cc. MT-01 1700	2005-2009	FFP008	
1.700 cc. V-MAX 1700	2009-2013	FFP008	
1.700 cc. XV ROAD STAR WARRIOR / MIDNIGHT / SILVERADO	2002-2004	FFP008C	Cromato
	2002-2013	FFP008	
1.700 cc. XV 1700 PC ROAD STAR WARRIOR	2003	FFP008C	Cromato
	2003	FFP008	
1.900 cc. XV ROADLINER / STRATOLINER	2006-2007	FFP008	
	2011-2012	FFP004	
1.900 cc. XV19 RAIDER	2011-2013	FFP004	

APPLICAZIONI PER CODICE / APPLICATION BY CODE

APPLICAZIONI / APPLICATIONS	ANNO/YEAR
CH6075	
CAGIVA	
350 cc. ALA ROSSA 350	1983 - 1985
350 cc. R / E 350	
500 cc. CANYON 500	1996 - 2000
500 cc. E 500	
500 cc. RIVER 500	1995 - 1999
500 cc. W16 500	1994 - 1998
FFC003	
HYOSUNG	
125 cc. EXCEED 125	2005
125 cc. GF 125	1997 - 2001
125 cc. GT COMET 125	2003 - 2008
125 cc. GV AGUILA 125	2000 - 2008
125 cc. RT KARION 125	2004 - 2008
125 cc. RX 125 SM	2007 - 2008
125 cc. RX 125	2000 - 2008
250 cc. AQUILA 250	2001 - 2008
SUZUKI	
100 cc. DR 100	1983 - 1990
100 cc. SP 100	1993 - 1990
125 cc. CS 125 D	1983 - 1987
125 cc. GN 125	1982 - 2000
125 cc. GS 125 SZ / D	1979 - 1982
125 cc. GZ 125 MARAUDER	1998 - 2002
125 cc. TU 125 XT	1999
FFC006	
YAMAHA	
230 cc. YFU1TW 230	1989
FFC007	
HONDA	
650 cc. FMX 650	2005
FFC008	
KAWASAKI	
400 cc. KLX 400 SR	2002 - 2003
FFC009	
SUZUKI	
85 cc. XD 85 D	1983
250 cc. GNX 250 E	1982
250 cc. GS 250	1980 - 1981
250 cc. GSX 250 T / EX	1980 - 1984
250 cc. GSX 250 Z / ESZ	1980 - 1984
250 cc. GSX-R 250 R	1987 - 1989
300 cc. GS 300	1982 - 1985
400 cc. GS 400	1982
400 cc. GS 400	1977 - 1979
400 cc. GSF 400 BANDIT	1990 - 1995
400 cc. GSX 400 EFX	1980 - 1983
400 cc. GSX 400 ET / ES	1980 - 1990
400 cc. GSX 400 EZ / SX	1982 - 1986
400 cc. GSX 400 FE / F	1982 - 1986
400 cc. GSX 400 FX / FZ	
400 cc. GSX 400 S / E / L	1983 - 1990
400 cc. SP 400	1979 - 1982
425 cc. GS 425	1979 - 1980
450 cc. GS 450 E / L / S / T / LZ	1980 - 1990
450 cc. GS 450 L / T / TX	1982 - 1988
500 cc. GS 500	1988 - 2003
500 cc. GS 500 E	1989 - 1998
500 cc. GS 500 E/ES/MX/LN/T	1981 - 1986
500 cc. GS 500 H / F	2004 - 2007
500 cc. GSX 500 E	
550 cc. GS 550	1977 - 1980
550 cc. GS 550 E / EF / ES / L CHAIN DRIVE	1977 - 1986
550 cc. GSX 550 E	1983 - 1987
550 cc. GT 550	
650 cc. GR 650	1983 - 1985
650 cc. GS 650 / E	1981 - 1983
650 cc. GS 650 G / GL / M KATANA	1981 - 1983
650 cc. GS 650 MD KATANA	1981 - 1983
650 cc. GSX 650	1984 - 1990 / 2008

APPLICAZIONI / APPLICATIONS	ANNO/YEAR
650 cc. XN85 650	1983 - 1986
700 cc. GS 700	1985
750 cc. GS 750	1977 - 1983
750 cc. GS 750	1977 - 1983
750 cc. GS 750 E / S KATANA	1977 - 1983
750 cc. GSX 750	1980 - 1984
750 cc. GSX 750 ET / EX	1982
750 cc. GSX 750 EZ / SZ	1980 - 1985
750 cc. GSX 750 S / KATANA	1982 - 1986
750 cc. GSX-R 750 T	1980
850 cc. GS 850	1979 - 1985
850 cc. GS 850 EN, GN, GT	1979 - 1985
1.000 cc. GS 1000	1978 - 1981
1.000 cc. GS 1000 N, EN, HN, LN, SN	1979 - 1981
1.000 cc. GS 1000 SZ	1982
1.000 cc. GSX 1000 S	1982 - 1984
1.100 cc. GS 1100 ET / LT / EX / EZ / ESD / SD / KATANA	1982 - 1986
1.100 cc. GS 1100 LT / E / GK2 / SD	1979
1.100 cc. GSX 1100 Z / XD / SD / EFE / EFG / KATANA	1980 - 1987
1.100 cc. GSX 1100 T / SX / SZ	1980 - 1985
1.150 cc. GS 1150	1984 - 1986
FFC010	
HONDA	
125 cc. VT 125 C SHADOW	1999 - 2008
125 cc. XL 125 VARADERO	2001 - 2005
125 cc. XLV 125 VARADERO	2001 - 2010
FFC011	
YAMAHA	
750 cc. XS 750	1977 - 1982
850 cc. XS 850	1980 - 1988
1.100 cc. XJ 1100	1982
1.100 cc. XS 1100	1978 - 1989
1.200 cc. V-MAX 1200	1985 - 1995
1.200 cc. XVZ 12 / D / TD VENTURE ROYALE	1983 - 1990
1.200 cc. XVZ 12 / T VENTURE	1983 - 1988
1.300 cc. V-MAX 1300	1988
1.300 cc. XVZ 13 A / AT ROYAL STAR / TUOR CLASSIC	1991 - 1993
1.300 cc. XVZ 13 T	1989 - 1996
1.300 cc. XVZ 13 TD 1300	1989 - 1990
1.300 cc. XVZ 13 VENTURE / VENTURE ROYALE	1986 - 1989
FFC012	
YAMAHA	
250 cc. XS 250	1978 - 1982
360 cc. XS 360	1976 - 1977
400 cc. FZ 400 N	
400 cc. FZR 400	1988 - 1990
400 cc. FZR 400 R	1987 - 1989
400 cc. XJ 400	1982
400 cc. XS 400	1977 - 1983
500 cc. XJ 500 (AUSTRIA)	1978 - 1983
550 cc. XJ 550	1981 - 1988
600 cc. FJ 600 CHAIN DRIVE AC	1984 - 1985
600 cc. FZ 600	1986 - 1989
600 cc. FZR 600	1989 - 1990
600 cc. XJ 600	1984 - 1991
600 cc. XJ 600 H / L / LC / N / NC	1984 - 1990
600 cc. YX 600 S / SC / T / TC	1986 - 1990
650 cc. XJ 650 G / H / LH / RJ EUROPA	1980 - 1990
650 cc. XJ 650 J / K MAXIM AMERICA	1980 - 1990
650 cc. XJ 650 T / LJ / LK TURBO	1980 - 1990
700 cc. FZ 700	1986 - 1987
700 cc. XJ 700	1985 - 1986
700 cc. XJ 700 N / MAXIM	1985 - 1986
700 cc. XV 700	1984 - 1987
750 cc. MAXIM 750	1981
750 cc. XJ 750	1981 - 1984
750 cc. XJ 750 R	1981 - 1984
900 cc. XJ 900 F SECA	1982 - 1993
900 cc. XJ 900 S / DIVERSION	1982 - 1993
1.300 cc. XVZ 13 CT / CTS ROYAL STAR TUOR DELUXE / S	2005 - 2008
1.300 cc. XVZ 13 U 2WW	1988

APPLICAZIONI / APPLICATIONS	ANNO/YEAR
FFC013	
FFC013	
KAWASAKI	
250 cc. ER 250 SCORPION	1988
250 cc. Z 250 A1 / 3	1978 - 1982
250 cc. Z 250 B1 / 2	1978 - 1982
305 cc. EX 305 B1	1983 - 1997
305 cc. GPZ 305 UNI-TRAK / BELT-DRIVE	1983 - 1997
305 cc. KZ 305 A / B BELT / BAYOU 4X4	1982 - 1988
FFC014	
APRILIA	
660 cc. PEGASO STRADA / FUN / FACTORY / TRAIL MZ	2005 - 2008
660 cc. BAGHIRA ENDURO 660	1998 - 2000
660 cc. (MUZ) BAGHIRA 660	1997
660 cc. (MUZ) SKORPION REPLICA 660	1995 - 1999
660 cc. (MUZ) SKORPION SPORT 660	1994 - 2000
660 cc. (MUZ) SKORPION TOUR 660	1994 - 2000
660 cc. (MUZ) SKORPION TRAVELLER 660	1996 - 2000
660 cc. SKORPION GRESPANN 660	1994
660 cc. SKORPION SUPERSPORT 660	1996 - 2000
850 cc. KOBRA 850	1994
YAMAHA	
125 cc. XV 125 VIRAGO	1997 - 2001
125 cc. XVS 125 DRAG STAR	2000 - 2004
180 cc. XC 180 K / L / Z / ZLC / NC / ZN / DN	1983 - 1985
200 cc. XC 200 ZA / ZB	1990 - 1991
250 cc. SR 250 CLASSIC	1996
250 cc. SR 250 SE / SPECIAL	1980 - 1996
250 cc. TT 250 G / H / J	1980 - 1982
250 cc. TT 250 R	
250 cc. XC 250 ZCT	1987
250 cc. XT 250	1980 - 1989
250 cc. XV 250 V STAR	2011 - 2013
250 cc. XV 250 VIRAGO	2004 - 2008
250 cc. XVS 250 DRAG STAR	2001 - 2004
400 cc. SRX 400	
400 cc. XT 400	1981 - 1984
500 cc. SR 500 E / F / G / SP	1978 - 1994
500 cc. SR 500 E / F / G / SP	1998 - 2000
500 cc. TT 500	1976 - 1981
500 cc. XS 500	1978 - 1983
500 cc. XT 500	1976 - 1993
500 cc. XV 500 K VIRAGO	1983
535 cc. XV 535 / VIRAGO	1982
535 cc. XV 535 / VIRAGO	1988 - 2002
550 cc. XT 550	1982 - 1988
550 cc. XV 550	1982 - 1983
550 cc. XZ 550	1982 - 1983
550 cc. XZ 550 R VISION	1982 - 1983
600 cc. SRX 600	1986 - 1991
600 cc. TT 600 E	1994 - 2001
600 cc. TT 600 N	1983 - 1992
600 cc. TT 600 R	1993-1996/ - 1998-2002
600 cc. TT 600 RE	2004
600 cc. TT 600 S	1993-1996/ - 1998-2002
600 cc. TT 600 W	1989 - 1992
600 cc. XT 600 U / UC / E / K TENERE'	1984 - 2003
600 cc. XT 600 L / LC / Z / TENENRE' / T / S / N	1981 - 1990
650 cc. V 650 STAR CLASSIC/CUSTOM/SILVERADO	1998 - 2013
650 cc. XVS DRAG STAR / A CLASSIC	1997 - 2004
650 cc. XVS 650	1997 - 2002
650 cc. XVS 650 STAR CLASSIC / CUSTOM / SILVERADO	1998 - 2008
660 cc. MT-03 660	2006 - 2011
660 cc. SZR 660	1995 - 1997
660 cc. XT 660 R / X	2004 - 2012
660 cc. XT 660 X SUPER MOTARD	2004 - 2008
660 cc. XTZ 660 TENERE'	1991 - 1999
750 cc. XTZ 750 SUPER TENERE'	1989 - 1997
750 cc. XV 750 VIRAGO	1992 - 1999
750 cc. XV 750 VIRAGO	1981 - 1983
850 cc. TDM 850	1991 - 2001
850 cc. TRX 850	1996 - 2000

APPLICAZIONI / APPLICATIONS	ANNO/YEAR
900 cc. TDM 900	2002 - 2010
920 cc. XV 920 RH / J / RJ / K	1981 - 1983
1.000 cc. TR1 1000	1981 - 1990
1.000 cc. XV 1000 SE / VIRAGO	1981 - 1989
1.100 cc. BT BULLDOG 1100	2002 - 2005
1.100 cc. XV 1100 VIRAGO	1989 - 2000
1.100 cc. XVS 1100 DRAG STAR	1999 - 2002
1.100 cc. XVS 1100 DRAG STAR / A CLASSIC	1999 - 2002
1.100 cc. XVS 1100 V-STAR (USA) CLASSIC/CUSTOM/SILVERADO	1999 - 2008
FFC015	
YAMAHA	
125 cc. YZF 125 R	2008 - 2012
250 cc. XG TRICKER 250	2005 - 2008
250 cc. XT 250	2008 - 2013
250 cc. YBR 250	2007 - 2011
FFC016	
HONDA	
250 cc. CB 250	1995
250 cc. CB 250	1978 - 1985
250 cc. CB 250 TWO FIFTY / N	1996
250 cc. CBR 250	
250 cc. CM 250 / CUSTOM	1981 - 1985
250 cc. VT 250	1982 - 1990
250 cc. VTR 250 INTERCEPTOR	1988 - 1994
350 cc. CB 350 SG / T / SJ	1986 - 1988
400 cc. CB 400	1976 - 1984
400 cc. CB 400 T HAWK / A / N / SC	1978 - 1986
400 cc. CBX 400 F / F2	1983 - 1986
400 cc. CM 400 A / C / E / T	1979 - 1985
400 cc. CX 400 EC	1982 - 1984
450 cc. CB 450 N	1985
450 cc. CB 450 S	1986 - 1989
450 cc. CB 450 SC / T	1978 - 1988
450 cc. CM 450 / CUSTOM	1981 - 1986
450 cc. CM 450 A HONDAMATIC	1981 - 1986
450 cc. CM 450 E	1981 - 1986
450 cc. CMX 450 C REBEL	1986 - 1987
500 cc. CB 500 T	1975 - 1977
500 cc. CX 500	1978 - 1988
500 cc. CX 500 CC / CD	1979 - 1988
500 cc. CX 500 D DELUXE	1979 - 1988
500 cc. CX 500 TURBO	1979 - 1988
500 cc. CX 500 Z / A / B / CUSTOM	1979 - 1988
500 cc. EC 500	1982 - 1984
500 cc. GL 500	1981 - 1986
550 cc. CBX 550	1981 - 1986
650 cc. CBX 650	1983
650 cc. CX 650	1978 - 1983
650 cc. CX 650 C CUSTOM	1983 - 1986
650 cc. CX 650 TURBO	1983 - 1986
650 cc. GL 650 / I / SILVER WING	1983 - 1987
650 cc. GL 650 D	1983 - 1987
VICTORY	
1.507 cc. DELUXE CRUISER/TOURING CRUISER 1507	2002
FFC018	
BENELLI	
350 cc. RS 350	
354 cc. 354 SPORT	
354 cc. 354 T	
500 cc. 500 LS	
500 cc. 500 QUATTRO	
500 cc. 500 4T	
654 cc. 654 SPORT	1985
654 cc. 654 T	1985
750 cc. 4T 6 CIL.	1982
900 cc. 4T 6 CIL.	1991
HONDA	
350 cc. CB 350 F	1972 - 1985
350 cc. CJ 350 TT	1976 - 1984
360 cc. CJ 360	1976 - 1977
400 cc. CB 400 F / F1 / F2	1975 - 1979

APPLICAZIONI / APPLICATIONS	ANNO/YEAR
FFC018	
400 cc. CB 400 F SUPER SPORT	1972 - 1977
500 cc. CB 500 F / SUPER SPORT	1973 - 1985
500 cc. CB 500 FOUR / K / T	1971 - 1976
550 cc. CB 550	1974 - 1983
550 cc. CB 550 F SUPER SPORT/K/SC NIGHTHAWK	1971 - 1983
550 cc. CB 550 NIGHTHAWK	1974 - 1983
650 cc. CB 650 C / SC	1979 - 1985
650 cc. CB 650 Z / S	1979 - 1984
650 cc. CBX 650	
650 cc. CBX 650 AC/NIGHT HAWK	
650 cc. CBX 650 E	1983 - 1987
750 cc. CB 750 A AUTOMATIC	1969 - 1985
750 cc. CB 750 C / SC NIGHTHAWK	1969 - 1984
750 cc. CB 750 F1 / F2	1970 - 1985
750 cc. CB 750 K	1969 - 1984
900 cc. CB 900 C / F	1979 - 1984
1.000 cc. CB 1000 SF	1983
1.000 cc. CBX 1000	1978 - 1982
1.000 cc. CBX 1000 (6 CYL.)	1979 - 1980
1.000 cc. GL 1000	1975 - 1987
1.100 cc. CB 1100 F/F2/R	1981 - 1983
1.100 cc. CB 1100 R / F	1983
1.100 cc. CBX 1100	1983
1.100 cc. GL 1100	1980 - 1985
1.200 cc. FJ 1200 3CV6 / 3CW2	1990
1.200 cc. GL 1200 / GOLDWING / INTERSTATE	1984 - 1990
1.200 cc. GL 1200 DX	1984 - 1987
KAWASAKI	
250 cc. EL 250 B / E	1988 - 1997
250 cc. EL 250 /F2/F5	1996 - 2002
250 cc. EX 250 E / F	1983 - 2008
250 cc. GPZ 250 R	1983 - 1986
250 cc. KZ 250 D	1980 - 1986
250 cc. NINJA EX 250 F	1986 - 1987
250 cc. NINJA R EX 250 F	1986 - 2003
250 cc. NINJA R 250	1986 - 2012
250 cc. ZZ-R 250	1996 - 2002
252 cc. EL 252	1996 - 2002
400 cc. GPZ 400	1986
400 cc. KZ 400 A / B / C / D	1974 - 1985
400 cc. Z 400 B1 / B2 / G1 CUSTOM	1984 - 1986
400 cc. Z 400 J1 / J3 / GPZ 400	1974 - 1987
400 cc. ZR 400 A1	1989 - 1993
400 cc. ZR 400 A1	1983 - 1985
440 cc. KZ 440 D LTD	1980 - 1983
440 cc. Z 440	1980 - 1985
500 cc. Z 500 B1 / B2	1979 - 1981
550 cc. GPZ 550	
550 cc. GT 550	1986 - 1991
550 cc. KZ 550	1980 - 1984
550 cc. Z 550	1980 - 2001
550 cc. Z 550 C1 / C2 / B / LTD	1979 - 1983
550 cc. Z 550 C3 / LTD	1979 - 1983
550 cc. Z 550 F	1979 - 1983
550 cc. Z 550 GT	1983 - 2001
550 cc. ZEPHIR 550 CLASSIC	1991 - 2000
550 cc. ZR 550	1980 - 1983
550 cc. ZR 550 B1-B4 ZEPHYR	1991 - 2000
550 cc. ZX 550 A1 / A3 GPZ	1982 - 1992
600 cc. GPX / GPZ 600 R	1985 - 1994
600 cc. GPX 600 R / C	1988 - 2000
600 cc. GPZ 600 R	1992
600 cc. NINJA ZX 600 A1/A3/B1/C1	1985 - 1989
600 cc. ZL 600 A / B ELIMINATOR	1986 - 1987
600 cc. ZL 600 A / B ELIMINATOR	1995 - 1998
650 cc. KR 650 C1	1993
650 cc. KZ 650 B / C / D / E / F / H / CSR / LTD	1977 - 1980
650 cc. Z 650	1977 - 1983
650 cc. Z 650 B / C / D / F1	1980 - 1985
700 cc. KZ 700 A	1977 - 1984
700 cc. ZN 700	1984 - 1985
750 cc. GP R 750	1985

APPLICAZIONI / APPLICATIONS	ANNO/YEAR
750 cc. GPX 750 R	1986 - 1992
750 cc. GPZ 750	1983 - 1985
750 cc. GPZ 750 / TURBO / R / R1	1983 - 1989
750 cc. GPZ 750 R / RG / A	1983 - 1989
750 cc. GT 750 P	1983 - 1992
750 cc. KZ 750 E / N SPECTRE / F / L / H LTD	1980 - 1984
750 cc. KZ 750 H LTD	1980 - 1984
750 cc. KZ 750 R1 GPZ/CSR/GP/TURBO	1980 - 1984
750 cc. NINJA ZX-7 / ZX 750 H1/H2/J1/J2	1990
750 cc. NINJA 750 R ZX 750 F1/F4	1983 - 1989
750 cc. Z 750 / ABS	1980 - 1983
750 cc. Z 750 E1 / H1 / H2 LTD / L1 / L4	1980 - 1982
750 cc. Z 750 GT	1982 - 1996
750 cc. Z 750 H1 / H2 / LTD	1980 - 1982
750 cc. Z 750 K1 / K2	1980 - 1982
750 cc. ZN 750 LTD	1984 - 1985
750 cc. ZR 750 ZEPHIR C1 / C3	1991 - 1996
750 cc. ZR 750 ZEPHYR	1991 - 1999
750 cc. ZR 750 ZEPHYR / CHAIN DRIVE	1991 - 1996
750 cc. ZR-7 750 F1-F3/S H1	1999 - 2002
750 cc. ZX 750	1983 - 1991
750 cc. ZX 750 E1 TURBO	1983 - 1989
750 cc. ZX 750 GPZ 750 CHAIN DRIVE	1983 - 1989
750 cc. ZXR 750 H1 / H2	1990
900 cc. GPZ 900 R	1986 - 1989
900 cc. NINJA ZX 900 / GPZ 900 R	1984 - 1986
900 cc. ZL 900 ELIMINATOR	1985 - 1986
900 cc. Z1 / Z1A / Z1B / Z900 A4	1976
1.000 cc. GPZ 1000	1985 - 1988
1.000 cc. GPZ 1000	1995
1.000 cc. GTR 1000	1986 - 2003
1.000 cc. KZ 1000 J / K / M / R / P	1981 - 2005
1.000 cc. NINJA ZX-10 / ZX 1000 A/B	1988 - 1990
1.000 cc. Z 1000 J1 / J3	1981 - 1983
1.000 cc. ZG 1000 A CONCOURS	1986 - 2005
1.000 cc. ZL 1000 A1 / A2 ELIMINATOR	1987 - 1988
1.000 cc. ZX 1000 / GPZ 1000 RX	1986 - 1989
1.000 cc. ZX-10 1000	1988 - 1990
1.000 cc. Z1 R 1000	1983
1.100 cc. GPZ 1100	1981 - 1982
1.100 cc. GPZ 1100 ABS / HORIZONT	1983 - 1985
1.100 cc. GPZ 1100 ABS E1 / E2	1983 - 1985
1.100 cc. GPZ 1100 ABS E1 / E2	1995 - 1998
1.100 cc. KZ 1100 GP / GPZ / LTD	1981 - 1983
1.100 cc. LTD 1100	1983 - 1987
1.100 cc. NINJA ZX-11 / ZX 1100 C/D/E/F/GP UNITRAK	1990 - 2001
1.100 cc. Z 1100	1981 - 1982
1.100 cc. Z 1100 GP	1981 - 1986
1.100 cc. Z 1100 ST	1981 - 1986
1.100 cc. ZEPHIR LEFT 1100	1992
1.100 cc. ZEPHIR RIGHT 1100	1992
1.100 cc. ZN 1100 B / B1 / B1L / B2 LTD	1984 - 1985
1.100 cc. ZR 1100 ZEPHYR / CHAIN DRIVE	1991 - 2000
1.100 cc. ZRX 1100	1996 - 2000
1.100 cc. ZRX 1100 STANDARD	1996 - 2000
1.100 cc. ZX 1100 / GPZ 1100 UNITRAK	1983 - 1984
1.100 cc. ZX 1100 C / D ZZ-R 1100	1990 - 1998
1.100 cc. ZX 1100 E1 / E3 / F1 GPZ	1990 - 2001
1.100 cc. ZXR 1100 D1 / D3	1995 - 1998
1.100 cc. ZZ-R 1100 C1 / C3 / D1 / D7	1990 - 2001
1.200 cc. ZG 1200 A / B VOYAGER X11	1986 - 2003
1.200 cc. ZRX 1200 / R / S	2001 - 2003
1.200 cc. ZZ-R 1200	2002 - 2003
MOTO GUZZI	
350 cc. GTS 350 WITH OR	
TRIUMPH	
750 cc. DAYTONA 750	1991 - 1995
750 cc. SPEED TRIPLE 750	1997
750 cc. THUNDERBIRD TR65 750	1995
750 cc. TRIDENT 750	1991 - 1998
900 cc. ADVENTURE 900	1995 - 2001

APPLICAZIONI / APPLICATIONS	ANNO/YEAR
FFC018	
900 cc. DAYTONA SUPER THREE 900	1991
900 cc. DAYTONA 900	1995 - 1997
900 cc. LEGEND 900 TT	1999 - 2001
900 cc. SPEED TRIPLE 900	1994 - 1996
900 cc. SPRINT RS 900	1995 - 1998
900 cc. THUNDERBIRD SPORT	1999 - 2000
900 cc. THUNDERBIRD SPORT	2003
900 cc. THUNDERBIRD 900	1995 - 2003
900 cc. TIGER 900	1993 - 2000
900 cc. TRIDENT SPRINT 900	1991 - 1998
900 cc. TROPHY 900	1991 - 2001
1.000 cc. DAYTONA 1000	1991 - 1996
1.000 cc. SPEED TRIPLE 1000	1996
1.200 cc. DAYTONA 1200	1993 - 1997
1.200 cc. TROPHY 1200	1991 - 2003
YAMAHA	
700 cc. FZX 700	1982 - 1988
750 cc. FZ 750	1985 - 1994
750 cc. FZR 750 R	1987 - 1988
750 cc. FZX 750 FASER	1986 - 1990
1.000 cc. FZR 1000 GENESIS / EXUP / D / DC / E / EC	1987 - 1990
1.100 cc. FJ 1100	1984 - 1994
1.200 cc. FJ 1200 / ABS	1986 - 1995
1.200 cc. XJR 1200 / SP	1995 - 1998
1.300 cc. XJR 1300 / XJR 1300 SP	1999 - 2011
FFC020	
KAWASAKI	
750 cc. KZ 750 B/G/M/K LTD 2-CYLINDER	1977 - 1982
750 cc. KZ 750 B1 / B4K1 / K2 / G1 / M1	1976 - 1980
750 cc. Z 750 B1 / 2 / D1	1976 - 1982
750 cc. Z 750 Y1 / N / LTD	1976 - 1982
900 cc. KZ 900 A4 / A5 / B1	1973 - 1977
900 cc. Z 900 / Z1F	1975 - 1980
900 cc. Z 900 A	
900 cc. Z1 / A / B / 900	1973 - 1976
900 cc. Z1 900	1975 - 1980
1.000 cc. KZ 1000 A / B / C / D / E	1977 - 1981
1.000 cc. KZ 1000 C POLICE / CHAIN DRIVE	1977 - 1981
1.000 cc. Z 1000 A1 / A2 / A3 / A4	1977 - 1981
1.000 cc. Z 1000 E/K	1974 - 1975
1.000 cc. Z 1000 H1	1974 - 1975
1.000 cc. Z 1000 K / M / CSR	1977 - 1981
1.000 cc. Z 1000 MKII	1970 - 1981
1.300 cc. KZ 1300 A / B TOURING	1979 - 1983
1.300 cc. Z 1300	1979 - 1987
1.300 cc. ZG 1300	1980 - 1987
1.300 cc. ZN 1300 A VOYAGER	1983 - 1988
FFC022	
HONDA	
250 cc. CBR 250 R / ABS	2011 - 2013
250 cc. CBR 250 RA	2013
250 cc. CBX 250	1983
250 cc. NX 250 DOMINATOR	1988 - 1995
250 cc. TLR 250	1985 - 1987
250 cc. XLX 250 RE	1983 - 1984
500 cc. CBR 500 F	1988 - 1991
500 cc. FT 500	1982 - 1986
500 cc. GB 500	1989 - 1992
500 cc. NX DOMINATOR 500 (AUSTRIA)	
500 cc. SL 500	1982 - 1986
500 cc. XBR 500 F	1985 - 1989
650 cc. FX 650 VIGOR	1999 - 2002
650 cc. NX 650 DOMINATOR	1988 - 2002
650 cc. SLR 650 TRAIL / AIR	1997 - 2000
650 cc. SR 650 L	1996
650 cc. XR 650 R	2000 - 2006
650 cc. XR650L	1993 - 2013
KAWASAKI	
125 cc. BN 125 A ELIMINATOR	1998 - 2003
FFC023	
BMW	

APPLICAZIONI / APPLICATIONS	ANNO/YEAR
650 cc. R 65 GS	1978 - 1992
800 cc. R 80 R / RT / ST	1983
FFC024	
BMW	
450 cc. R 45	1978 - 1985
500 cc. R 50 / 5	1969 - 1973
600 cc. R 60	1969 - 1984
650 cc. R 65 / LS / T / GS / 20 / 35 / RT	1978 - 1993
750 cc. R 75 / 5 / 6	1969 - 1979
750 cc. R 75 / 5 / 6 / T	1979
800 cc. GS 80	1975 - 1986
800 cc. R 80 / RT / GS / PD / CH / T / ST	
800 cc. R 80 / 7	1976 - 1993
800 cc. R 80 GS PARIS DAKAR	1980 - 1997
800 cc. R 80 N	1981
800 cc. R 80 R / R 80 MYS	1991 - 1995
800 cc. R 80 R / RT / ST	1976 - 1997
800 cc. R 80 TN / TS	1978 - 1981
900 cc. R 90 / 6 / S	1973 - 1976
1.000 cc. G / S 1000 CON RADIATORE OLIO II S.	1980
1.000 cc. R 100	1978 - 1995
1.000 cc. R 100 / 7	1976 - 1978
1.000 cc. R 100 CS / RS / RT	1980 - 1990
1.000 cc. R 100 GS	1986 - 1995
1.000 cc. R 100 GS / PD / RS / RT / CS	1995
1.000 cc. R 100 GS / 88	1990 - 1991
1.000 cc. R 100 ParisDakar	1990 - 1991
1.000 cc. R 100 R / MYSTIC	1991 - 1996
1.000 cc. R 100 RS / RT	1977 - 1992
1.000 cc. R 100 S / T	1976 - 1984
FFC025	
MZ	
500 cc. GREEN STAR 500	1996
500 cc. MZ 500	1990 - 1993
500 cc. SILVER STAR GRESPANN 500	1994
FFC027	
SUZUKI	
125 cc. GS 125 E / KATANA	1982 - 2000
125 cc. RV VAN VAN 125	2008 - 2010
200 cc. DR 200 / SE	1996 - 2008
200 cc. SP 200	1986 - 1988
FFC029	
KAWASAKI	
200 cc. KZ 200 A	1977 - 1983
200 cc. Z 200	1977 - 1983
250 cc. BJ 250 A2 / A3 / C2 / C3	1994 - 2000
250 cc. ESTRELLA 250	1994 - 2000
250 cc. KL 250	1977 - 2005
250 cc. KL 250 KLR	1977 - 2005
250 cc. KLR 250	1984 - 2005
250 cc. KZ 250 C	1980 - 1983
250 cc. KZ 250 D1 / D2 / L1 / LTD SELT DRIVE	1977 - 1983
250 cc. KZ 250 G	1983
250 cc. Z 250 C1 / C2 / G1 / G2	1978 - 1983
650 cc. KL 650 B1-B3 / A1-A10 TENGAI (KLR)	1987 - 1991
650 cc. KLR 650	2008 - 2013
650 cc. KLR 650 TENGAI	1995 - 2005
FFC032	
APRILIA	
150 cc. MOJITO / MOJITO CUSTOM 150	2003 - 2005
BMW	
125 cc. C1 125	2001 - 2002
200 cc. C1	2002
FFC033	
APRILIA	
350 cc. ETX 350	1985 - 1990
350 cc. TUAREG 350 WIND	1985 - 1990
600 cc. PEGASO 600	1986 - 1993
600 cc. TUAREG 600 / SPX / PARIS DAKAR / WIND	1987 - 1993
650 cc. MOTO' 6.5	1995 - 2001
650 cc. PEGASO 650	1990 - 2000

APPLICAZIONI / APPLICATIONS	ANNO/YEAR
FFC033	
650 cc. PEGASO 650 I.E. BIMOTA	2001 - 2004
650 cc. SUPERMONO 650 BMW	1994 - 1997
650 cc. F 65 / F 65 ST	1993 - 2000
650 cc. F 650 CS SCARVER	2002 - 2005
650 cc. F 650 GS	2000 - 2004
650 cc. F 650 GS DAKAR	2001 - 2007
650 cc. G650 X CHALLENGE/ MOTO/ COUNTRY MZ	2007 - 2008
500 cc. RED STAR 500	1996 - 1997
500 cc. SAXON COUNTRY 500	1991 - 1997
500 cc. SAXON FUN 500	1992 - 1994
500 cc. SAXON TPUR 500	1991 - 1996
500 cc. SAXON VOJAGER 500	1991 - 1997
500 cc. SILVER STAR CLASSIC 500	1991 - 1998
FFC034	
DUCATI	
750 cc. GT 750	1972 - 1975
750 cc. S 750	1971 - 1990
750 cc. SS SPECIAL 750	1971 - 1990
750 cc. SS 750	1971 - 1990
860 cc. GT 860	1975 - 1976
900 cc. DS DARMAH S / SS 900	1975 - 1985
900 cc. MHR 900	
900 cc. SD 900	1975 - 1985
ITALJET	
350 cc. TRIAL T 350 PIUMA	
FFC035	
MOTO GUZZI	
350 cc. NTX 350	1987 - 1988
350 cc. V35	1977 - 1980
350 cc. V35 CARABINIERI PA 350	1990 - 2001
350 cc. V35 CUSTOM	1985 - 1987
350 cc. V35 FLORIDA / C	1982 - 1986
350 cc. V35 II	1981 - 1985
350 cc. V35 IMOLA 2	1985 - 1988
350 cc. V35 SHORT TYPE 350	
350 cc. V35 350 C	1982 - 1987
350 cc. V35 350 FLORIDA	1986 - 1988
350 cc. V35 350 GT	1985 - 1987
350 cc. V35 350 III	1985 - 1987
350 cc. 350	
350 cc. 350 4C	
400 cc. 400	1979
400 cc. 400 4C	
500 cc. V 50 C/III/POLIZIA PA VECCHIO TIPO	1982 - 1988
500 cc. V 50 III	1980 - 1984
500 cc. V 50 MONZA II	1988
500 cc. V 50 SHORT TYPE 500	
500 cc. V50 PA 500	1992 - 2001
650 cc. NTX 650	1987 - 1988
650 cc. VI 65 CUSTOM 650	1982 - 1985
650 cc. V65 POLIZIA PA N.TIPO (TELAIO FINO A PG17000)	1988 - 1995
650 cc. V65 SHORT TYPE 650	
650 cc. V65 650 FLORIDA	1986 - 1992
650 cc. V65 650 GT	1987 - 1988
750 cc. V75 SHORT TYPE 750	
FFC036	
MOTO GUZZI	
350 cc. FALCO 350	
350 cc. NEVADA 350	1995
350 cc. NEVADA 350 CLUB	1998 - 1999
350 cc. NEVADA 350 NUOVO TIPO	1993 - 1997
350 cc. NEVADA 350 VECCHIO TIPO	1992 - 1993
350 cc. NTX 350	1988 - 1990
350 cc. V35 CARABINIERI PA 350	1990 - 2001
350 cc. V35 CUSTOM	
350 cc. V35 III CARABINIERI 350	1990 - 1991
350 cc. V35 IMOLA 2	1988 - 1990
350 cc. V35 LONGER TYPE 350	

APPLICAZIONI / APPLICATIONS	ANNO/YEAR
350 cc. V35 350 FLORIDA	1988 - 1990
350 cc. V35 350 GT	
350 cc. V35 350 III	
500 cc. V 50 C/III/POLIZIA PA VECCHIO TIPO	1988 - 1990
500 cc. V 50 LONGER TYPE 500	
500 cc. V 50 MONZA II	1988
500 cc. V50 PA 500	1992 - 2001
650 cc. NTX 650	1988 - 1990
650 cc. V65 LONGER TYPE 650	
650 cc. V65 POLIZIA PA N.TIPO (TELAIO FINO A PG17000)	1988 - 1995
650 cc. V65 650 FLORIDA	1986 - 1992
650 cc. V65 650 GT	1988 - 1989
750 cc. BREVA 750	2003 - 2007
750 cc. NEVADA CLASSIC / AQUILA NERA 750	2009 - 2010
750 cc. NEVADA NT / CLUB 750	1998 - 2001
750 cc. NEVADA NUOVO TIPO 750	1993 - 1997
750 cc. NEVADA VECCHIO TIPO 750	1991 - 1993
750 cc. NEVADA 750	1995
750 cc. NEVADA 750	1991 - 1993
750 cc. NTX 750	1985 - 1993
750 cc. SP 750	1990 - 1992
750 cc. STRADA 750	1993 - 1995
750 cc. TARGA 750	1990 - 1992
750 cc. VI 75 PA VECCHIO/NUOVO TIPO 750	1991 - 2001
750 cc. V7 CAFE' CLASSIC 750	2009 - 2012
750 cc. V7 CLASSIC 750	2008 - 2011
750 cc. V7 RACER 750	2010 - 2011
750 cc. V7 SPECIAL - STONE 750	2012
750 cc. V75 LONGER TYPE 750	
750 cc. V75 PA NUOVO TIPO 750	1996 - 2001
750 cc. V75 750	1992 - 2000
750 cc. X POLIZIA PA I / II S 750	1992 - 2001
FFC037	
YAMAHA	
125 cc. SR 125	1980 - 2002
125 cc. TW 125	1999 - 2003
125 cc. XT 125	1988 - 1996
125 cc. XT 125	1982 - 1986
185 cc. SR 185	1981 - 1982
200 cc. TW 200	1987 - 2012
200 cc. TW 200 T/TC/U/UC/H/HC TRAILWAY	1987 - 2008
200 cc. XT 200	1982 - 1983
225 cc. TT 225	1986 - 1987
225 cc. TTR 225	2000 - 2003
225 cc. XT 225	1992 - 2007
250 cc. SRX 250 T / TC	1987
250 cc. XT 250 L/LC	1984
350 cc. TT 350 S / T / A	1985 - 1995
350 cc. XT 350	1985 - 2001
350 cc. XT 350 N / NC / H / HC / A / 3YT1 / B	1985 - 2001
FFC038	
SUZUKI	
400 cc. LS 400 SAVAGE	1987
500 cc. DR 500	1981 - 1986
500 cc. SP 500	1981 - 1983
600 cc. SP 600 F	1985 - 1987
650 cc. DS 650	1992 - 1993
650 cc. KF 650 FREEWIND	1997 - 2002
650 cc. LS 650 F / P / SAVAGE	1986 - 2002
650 cc. XF 650 FREEWIND	1997 - 2002
FFC039	
APRILIA	
125 cc. RS-4 125	2011 - 2013
FFC040	
APRILIA	
1.000 cc. ETV CAPO NORD / RALLY / ABS	2001 - 2008
1.000 cc. RST 1000 FUTURA	2001 - 2002
1.000 cc. RSV 1000	1998 - 2005
1.000 cc. RSV 1000 R	1998 - 2008
1.000 cc. RSV 1000 R FACTORY / DREAM	2004 - 2008
1.000 cc. RSV 1000 SL FALCO	2000 - 2002

APPLICAZIONI / APPLICATIONS	ANNO/YEAR
FFC040	
1.000 cc. RSV 1000 SP	2000 - 2001
1.000 cc. RSV 1000 TUONO R	2002 - 2009
1.000 cc. TUONO 1000 R FACTORY	2006 - 2008
FFC042	
PIAGGIO	
420 cc. APE CAR DIESEL / TMP 703 D / APE POKER	
SUZUKI	
125 cc. VL 125 INTRUDER	2000 - 2002
250 cc. DR-R 250	2001 - 2002
250 cc. GN 250	1982 - 2000
250 cc. GZ 250 MARAUDER	2004 - 2008
250 cc. SP 250	1982 - 1985
250 cc. TU 250 X VOLTY V / W	1997 - 2011
250 cc. VL 250 INTRUDER	2000 - 2001
250 cc. VL 250 INTRUDER	2005
350 cc. DR 350 S / SE	1990 - 2000
400 cc. GN 400	1980 - 1982
FFC043	
KTM	
1.190 cc. RC8 1190	2009 - 2013
FFC050	
DAELIM	
125 cc. NS 125 I / II / III	1998 - 2005
FFC051	
DAELIM	
125 cc. VC 125	1996
125 cc. VS 125 EVOLUTION	1997 - 2005
125 cc. VT 125 EVOLUTION	1997 - 2005
FFP001	
APRILIA	
750 cc. DORSODURO	2008 - 2012
750 cc. SHIVER	2008 - 2012
750 cc. SHIVER GT 750	2008 - 2009
850 cc. MANA / GT	2008 - 2012
850 cc. SRV	2012
1.200 cc. DORSODURO 1200	2011 - 2012
BMW	
1.000 cc. S 1000 RR	2010 - 2012
1.200 cc. K 1200 R	2005 - 2008
1.200 cc. K 1200 RS	2005 - 2008
1.200 cc. K 1200 S	2005 - 2008
1.300 cc. K 1300 GT	2009 - 2010
1.300 cc. K 1300 R	2009 - 2012
1.300 cc. K 1300 R DYNAMIC	2012
1.300 cc. K 1300 S	2009 - 2012
DUCATI	
1.100 cc. STREETFIGHTER	2010 - 2012
FFP002	
APRILIA	
250 cc. SCARABEO GT 250	2003 - 2005
PIAGGIO	
125 cc. B 125 CITY SLICKER	2002
FFP004	
HONDA	
500 cc. CB 500 FOUR / K / T	2013
500 cc. CBR 500 R	2013
600 cc. CB 600 HORNET F / S F2	2003 - 2012
600 cc. CBF 600	2004 - 2010
600 cc. CBF 600 S / ABS	2006 - 2010
600 cc. CBR 600 F	2005 - 2007/2012
600 cc. CBR 600 FS/FS SPORT	2001 - 2004
600 cc. CBR 600 F4 SPORT	2001 - 2004
600 cc. CBR 600 RR	2003 - 2012
700 cc. DN 01 NSA700	2008 - 2009
700 cc. NC700DC / NC700SAC / NC700SDC INTEGRA	2012
700 cc. NT 700 V DEAUVILLE / ABS	2006 - 2011
700 cc. XL 700 V TRANSALP	2008 - 2011
750 cc. VT 750 CA SHADOW AERO	2008
750 cc. VT 750 C2 SHADOW SPIRIT	2004 - 2008
750 cc. VT 750 SHADOW	2004
750 cc. VT 750 SHADOW AERO USA	2004 - 2006

APPLICAZIONI / APPLICATIONS	ANNO/YEAR
800 cc. VFR800XB / VFR800XC CROSSRUNNER	
800 cc. VFR 800 V-TEC 02-09	2002
900 cc. CB 900 F	2002 - 2007
900 cc. CBR 900 RE	2001 - 2003
900 cc. CBR 900 RR	2000 - 2003
900 cc. CBR 900 RR / RR FIRE BLADE	2000 - 2003
1.000 cc. CB 1000 R/ABS	2008 - 2013
1.000 cc. CB 1000 SF	2008
1.000 cc. CBF 1000 ABS	2006 - 2012
1.000 cc. CBF 1000 F TRAVEL / CBF1000 F (ABS)	2006 - 2011
1.000 cc. CBR 1000 RA	2013
1.000 cc. CBR 1000 RR FIREBLADE	2004 - 2013
1.000 cc. CBR 1000 RR-8 FIREBLADE	2008 - 2013
1.000 cc. RVT 1000 R (RC51)	2000 - 2005
1.000 cc. VTR 1000 SP	2001 - 2002
1.000 cc. VTR 1000 F FIRESTORM	2001 - 2005
1.000 cc. XL VARADERO TRAVEL / ABS 1000	2003 - 2011
1.000 cc. XL 1000 VARADERO	2003 - 2011
1.100 cc. CB 1100	2013
1.200 cc. VFR 1200	2010 - 2011
1.200 cc. VFR1200XC / VFR1200XDC CROSSTOURER	2012
1.300 cc. CB 1300 F-3	2003 - 2010
1.300 cc. ST 1300	2002 - 2011
1.300 cc. ST 1300 PAN EUROPEAN / ABS	2002 - 2011
1.300 cc. VT 1300	2010 - 2013
1.300 cc. VTX 1300	2003
1.300 cc. VTX 1300 R / RETRO	2003 - 2008
1.800 cc. GL 1800 GOLD WING	2003 - 2013
1.800 cc. GL 1800A GOLD WING ABS	2003 - 2013
1.800 cc. VTX 1800 C / S (RETRO)	2002 - 2012
1.800 cc. VTX 1800 R RETRO	2003 - 2012
KAWASAKI	
500 cc. EN VULCAN 500	2003 - 2005
500 cc. GPZ 500 S A1-A4	2003
500 cc. GPZ 500 S B/E	2003
500 cc. NINJA EX 500 A / D	2004 - 2005
600 cc. NINJA ZX-6RR 600	2005 - 2006
600 cc. ZZ-R 600	2002 - 2005
636 cc. NINJA ZX-6R/ZX-6RR	2002 - 2004
650 cc. EJ 650 (W650)	1999 - 2003
650 cc. W 650	1999 - 2002
750 cc. VN 750 A VULCAN	2004 - 2005
750 cc. Z 750 / ABS	2004 - 2006
800 cc. EJ 800	2011 - 2013
800 cc. VN 800 VULCAN	2000 - 2005
800 cc. VN 800 VULCAN CLASSIC	2001 - 2005
800 cc. VN 800 VULCAN DRIFTER	2001 - 2004
900 cc. NINJA ZX-9 R 900	2000 - 2003
1.000 cc. NINJA ZX-10R 1000	2004 - 2005
1.000 cc. Z 1000 / ABS	2003 - 2005
1.000 cc. ZR 1000	2003 - 2005
1.200 cc. NINJA ZX-12R	2000 - 2004
1.500 cc. VN 1500 CLASSIC FI	1999 - 2006
1.500 cc. VN 1500 CLASSIC TOURER	2001 - 2002
1.500 cc. VN 1500 CLASSIC TOURER FL	2001 - 2002
1.500 cc. VN 1500 DRIFTER	1999 - 2000
1.500 cc. VN 1500 MAIN STREAK	1999 - 2006
1.500 cc. VN 1500 NOMAD	1998 - 2001
1.500 cc. VN 1500 NOMAD FI	2000 - 2005
1.600 cc. VN 1600 CLASSIC	2003 - 2006
1.600 cc. VN 1600 NOMAD	2006
TRIUMPH	
650 cc. DAYTONA 650	2005 - 2010
670 cc. DAYTONA 675	2006 - 2013
675 cc. SPEED TRIPLE 675	2007 - 2013
675 cc. STREET TRIPLE 675 R	2006 - 2013
800 cc. TIGER / XC 800	2011 - 2013
865 cc. BONNEVILLE	2006 - 2013
865 cc. SCRAMBLER	2007 - 2012
865 cc. THRUXTON / SPEEDMASTER 865	2007 - 2012
1.050 cc. SPEED TRIPLE 1050	2006 - 2013
1.050 cc. SPRINT ST 1050 / GT ABS	2006 - 2013

APPLICAZIONI / APPLICATIONS	ANNO/YEAR
FFP004	
1.050 cc. TIGER 1050	2007 - 2013
1.200 cc. TROPHY 1200	2013
1.600 cc. TUNDEBIRD 1600	2009 - 2013
1.700 cc. THUNDERBIRD STORM 1700	2011 - 2013
2.300 cc. ROCKET III CLASSIC 2300	2009 - 2012
2.300 cc. ROCKET III 2300	2004 - 2012
YAMAHA	
600 cc. FZR 600	2012 - 2013
600 cc. FZ6 / ABS	2007 - 2009
600 cc. FZ6 FAZER ABS	2007
600 cc. FZ6 FAZER S2	2007 - 2008
600 cc. FZ6 FAZER S2 ABS	2008
600 cc. FZ6 FAZER 600	2007 - 2008
600 cc. FZ6 S2 / ABS	2007 - 2008
600 cc. FZ6R 600	2012 - 2013
600 cc. XJ 600 S DIVERSION / CHAIN DRIVE	2009 - 2011
600 cc. XJ6-F DIVERSION 600	2010 - 2011
600 cc. XJ6-N / DIVERSION 600	2009 - 2010
600 cc. YZF 600 R6	2006 - 2013
800 cc. FZ8 800	2011 - 2012
950 cc. XVS 950 A MIDNIGHT STAR	2009 - 2013
1.000 cc. FZ1 FAZER 1000 (ABS)	2006 - 2010
1.000 cc. FZ1 1000	2006 - 2013
1.000 cc. YZF 1000 R1	2007 - 2013
1.000 cc. ZR 1000	2003
1.200 cc. XT 1200 Z SUPER TENERE	2010 - 2013
1.300 cc. FJR 1300	2013
1.300 cc. XVS STRYKER	2011 - 2012
1.300 cc. XVS V STAR / V STAR TOURER	2011 - 2013
1.300 cc. XVS 1300 A MIDNIGHT STAR	2011 - 2013
1.900 cc. XV ROADLINER / STRATOLINER	2011 - 2012
1.900 cc. XV19 RAIDER	2011 - 2013
FFP005	
CAGIVA	
350 cc. ELEFANT 350	
650 cc. ELEFANT 650	
DUCATI	
900 cc. MHR 900	
GILERA	
350 cc. DAKOTA 350	
350 cc. ER 350	
350 cc. NORD WEST 350	
350 cc. SATURNO BIALBERO 350	
350 cc. XRT 350 SATURNO	
500 cc. DAKOTA 500 / AE / ER AE	
500 cc. ER 500	
500 cc. SATURNO PIUMA 500	
500 cc. SATURNO 500	
600 cc. NORD WEST/ R 600	
600 cc. R 600	1991 - 1992
600 cc. RC 600 / TOP RALLY	1989 - 1993
600 cc. XRT 600	1988
LAVERDA	
650 cc. SPORT 650	1995
650 cc. 650	1995
668 cc. GHOST / DIAMANTE 668	1995 - 1998
668 cc. STRIKE / LEGEND 668	1996 - 1998
750 cc. DIAMANTE 750	1997
750 cc. FORMULA 750 S	1997
750 cc. GHOST STRIKE 750	1997
750 cc. S CARENATO 750	1997 - 1998
750 cc. S 750	1997
750 cc. STRIKE / BLACK STRIKE 750	1998
FFP006	
HONDA	
400 cc. VF 400	1983
500 cc. VF 500 C	1983 - 1986
500 cc. VF 500 F / F2	1983 - 1987
500 cc. VT 500	1983 - 1986
700 cc. CB 700 SC NIGHTHAWK	1984 - 1986
700 cc. VF 700 C MAGNA	1984 - 1987

APPLICAZIONI / APPLICATIONS	ANNO/YEAR
700 cc. VF 700 F INTERCEPTOR	1984 - 1987
700 cc. VF 700 S SABRE	1984 - 1987
700 cc. VFR 700 F	1986 - 1988
700 cc. VT 700 C SHADOW	1984 - 1994
750 cc. CBX 750	1984 - 1986
750 cc. NR 750	1992 - 1994
750 cc. VF 750 C / CD MAGNA / DELUXE	1982 - 1983
750 cc. VF 750 C / CD MAGNA / DELUXE	1987 - 1989
750 cc. VF 750 F	1982 - 1983
750 cc. VF 750 F	1987 - 1989
750 cc. VF 750 S V45 SABRE	1987 - 1989
750 cc. VF 750 S V45 SABRE	1982 - 1983
750 cc. VFR 750 F	1986 - 1989
750 cc. VT 750 C MAGNA	1987 - 1997
750 cc. VT 750 SHADOW	1983
750 cc. XLV 750 R	1983 - 1985
800 cc. VT 800 C SHADOW	1986 - 1988
1.000 cc. VF 1000	1984 - 1986
1.000 cc. VF 1000 R	1984 - 1986
1.100 cc. VF 1100 C MAGNA/S SABRE/F/CD	1983 - 1987
1.100 cc. VF 1100 F	1982 - 1986
1.100 cc. VR 1100 S SABRE	1984 - 1985
1.100 cc. VT 1100 C SHADOW	1985 - 1988
1.100 cc. VT 1100 SHADOW ACE	1985 - 1988
KAWASAKI	
400 cc. GPZ 400	1989 - 1990
450 cc. EN 450	1985 - 1990
450 cc. LTD 450	1982 - 1992
500 cc. GPZ 500 S A1-A4	1987 - 1989
500 cc. NINJA EX 500 A / D	1987 - 1989
700 cc. VN 700 A1 VULCAN	1985
750 cc. VN 750 A VULCAN	1986 - 1998
FFP007	
SUZUKI	
700 cc. GV 700 GLF / GLF2	1985 - 1986
700 cc. VS 700 GL INTRUDER	1985 - 1986
750 cc. GSX-R 750	1985 - 1987
750 cc. VS 750 GL INTRUDER	1985 - 1986
1.200 cc. GV 1200 GLF2 / GLF / GLG	1985 - 1986
1.400 cc. GV 1400	1985 - 1986
FFP008	
BIMOTA	
600 cc. YB9 600 SRI	1996
1.000 cc. YB 11 1000	1996
HONDA	
400 cc. CB 400 F / F1 / F2	1989 - 1990
400 cc. CB 400 F SUPER SPORT	1989 - 1990
400 cc. CBR 400 RR	
400 cc. CB-1 400	1989 - 1992
400 cc. VFR 400 R	1990
500 cc. CB 500	1994 - 2002
500 cc. CB 500 CITY DRIVING / STANDARD	1994 - 2002
500 cc. CBF 500	2004 - 2005
600 cc. CB 600 HORNET F / S F2	1998 - 2002
600 cc. CBR 600 F	1987 - 2000
600 cc. CBR 600 F HURRICANE/F2/F3/SMOKIN JOE EDITION	1987 - 2000
600 cc. CBR 600 F4 SPORT	1999 - 2000
600 cc. NTV 600	1988 - 1992
600 cc. VT 600 C / CD SHADOW	1988 - 2005
600 cc. VT 600 VLX DELUXE	1988 - 1998
600 cc. XL 600 V TRANSALP	1987 - 2000
650 cc. CB 650	1991 - 1992
650 cc. CB 650 F2	1991 - 1992
650 cc. NT 650 HAWK GT	1988 - 1991
650 cc. NT 650 V DEAILILLE	1998 - 2005
650 cc. NTV 650	1988 - 1996
650 cc. NTV 650 REVERE	1988 - 1997
650 cc. XL 650 V TRANSALP	2000 - 2007
650 cc. XRV 650 AFRICA TWIN	1988 - 1990
700 cc. VFR 700 F	1990 - 1992
750 cc. CB F2 SEVEN FIFTY 750	1992 - 2002
750 cc. CB 750 SEVEN FIFTY / NIGHTHAWK	1991 - 2002

APPLICAZIONI / APPLICATIONS	ANNO/YEAR
FFP008	
750 cc. RVF 750 R / RR (RC-45)	1994 - 1998
750 cc. VF 750 C / CD MAGNA / DELUXE	1993 - 2002
750 cc. VF 750 C2 SHADOW CP/CS	1993 - 2002
750 cc. VFR 750 F	1990 - 1997
750 cc. VFR 750 R	1988 - 1992
750 cc. VT 750 C CD CD2 / CD / C2 / DC SPRINT	1997 - 2003
750 cc. VT 750 DC SHADOW SPRINT	2003 - 2007
750 cc. VT 750 DCA SHADOW SPIRIT	2003 - 2006
750 cc. VT 750 SHADOW	1997 - 2002
750 cc. XRV 750 AFRICA TWIN	1990 - 2002
800 cc. PC 800 PACIFIC COAST	1989 - 1998
800 cc. VFR 800 FI 98-01	1998 - 2001
900 cc. CBR 900 R / RR	1992 - 1999
1.000 cc. CB 1000 SF	1993 - 1997
1.000 cc. CBR 1000 F / FP	1987 - 1999
1.000 cc. VTR 1000 SP	2000
1.000 cc. VTR 1000 F FIRESTORM	1997 - 2002
1.000 cc. XL 1000 VARADERO	1999 - 2002
1.100 cc. CB 1100 SF X-ELEVEN	2000 - 2002
1.100 cc. CBR 1100 XX	1997 - 2002
1.100 cc. ST 1100	1990 - 2002
1.100 cc. ST 1100 A6 ABS-TCS-CBS	1990 - 2002
1.100 cc. VT 1100 C SHADOW/C2 ACE SH/C2 ACE TOURER	1989 - 2002
1.100 cc. VT 1100 C1 SHADOW/SPIRIT	1989 - 2002
1.100 cc. VT 1100 SHADOW ACE	1989 - 1998
1.300 cc. GL 1300	1994 - 1997
1.500 cc. F6 CUSTOM 1500	1997 - 2002
1.500 cc. GL 1500 A / I / SE	1988 - 2001
1.500 cc. GL 1500 BLACK WIDOW	2001
1.500 cc. GL 1500 C/CT VALKYRIE/ASPENCADE	1988 - 2001
1.500 cc. GL 1500 GOLD WING	1988 - 2001
KAWASAKI	
300 cc. NINJA 300 EX 300 / ABS	2013
400 cc. ZRX 400	1990 - 1999
400 cc. ZXR 400 H2 / L1 / L9	1991 - 1999
500 cc. EN 500 A/B/C VULCAN LTD	1990 - 2002
500 cc. ER-5 500	1996 - 2004
500 cc. GPZ 500	1994 - 1998
500 cc. GPZ 500 S A1-A4	1990 - 2002
500 cc. GPZ 500 S B/E	1988 - 2002
500 cc. KL A/B 500	1980 - 1989
500 cc. NINJA EX 500 A / D	2007 - 2008
500 cc. ZZR 500	1990 - 1996
600 cc. NINJA R ZX 600 C	1995 - 1997
600 cc. NINJA ZX 600 D1/D2 (ZX-6)	1990 - 1992
600 cc. NINJA ZX 600 R (ZX-6)	1995 - 2001
600 cc. NINJA ZX-6R 600 (ZX6/ZX6R)	1998 - 2013
600 cc. ZX 600 USA	2007 - 2008
600 cc. ZZ-R 600	1990 - 2001
650 cc. ER-6 F/N	2006 - 2013
650 cc. ER-6F 650 ABS	2006 - 2012
650 cc. ER-6N 650 ABS	2006 - 2013
650 cc. KLE VERSYS 650 / ABS	2007 - 2013
650 cc. NINJA 650 R	2011 - 2013
750 cc. NINJA ZX-7 / ZX 750 H1/H2/J1/J2	1989
750 cc. NINJA ZX-7 / ZX 750 H1/H2/J1/J2	1996 - 2002
750 cc. NINJA ZX-7 750 R	1991 - 2002
750 cc. NINJA ZX-7 750 RR	1991 - 2002
750 cc. VN 750 A VULCAN	1999 - 2003
750 cc. Z 750 / ABS	2007 - 2012
750 cc. Z 750 R / ABS	2007 - 2012
750 cc. ZRX 750	1988 - 1995
750 cc. ZX 750 E / J / K / L / M / P / N	1991 - 1998
750 cc. ZXR 750 H1 / H2	1989
750 cc. ZXR 750 J1 / J2 / L1 / L3	1988 - 1995
750 cc. ZXR 750 R	1991 - 1995
800 cc. VN 800 A1-A8 VULCAN/DRIFTER C1-C2/DRIFTER E1-E2	1995 - 2002
800 cc. VN 800 VULCAN	1995 - 1999
800 cc. VN 800 VULCAN CLASSIC	1996 - 2000
800 cc. VN 800 VULCAN DRIFTER	1999 - 2000
800 cc. Z 800	2013
800 cc. ZR 800	2013

APPLICAZIONI / APPLICATIONS	ANNO/YEAR
900 cc. NINJA ZX-9 R 900	1994 - 1997
900 cc. NINJA ZX-9R / ZX 900 B1/B4/C1	1994 - 2001
900 cc. VN 900 CCF	2012
900 cc. VULCAN 900 CLASSIC / LT	2006 - 2013
900 cc. VULCAN 900 COSTUM	2007 - 2013
1.000 cc. KLZ 1000 VERSYS	2012 - 2013
1.000 cc. NINJA ZX-10R 1000	2006 - 2013
1.000 cc. NINJA 1000 / ABS	2012 - 2013
1.000 cc. Z 1000 / ABS	2007 - 2013
1.000 cc. Z 1000 SX/ABS	2011 - 2013
1.000 cc. ZR 1000	2007 - 2008
1.000 cc. ZX 1000 NINJA / ABS	2012 - 2013
1.000 cc. ZX-10R 1000	2006 - 2013
1.400 cc. GTR 1400	2008 - 2013
1.400 cc. NINJA ZX-14R 1400	2006 - 2013
1.400 cc. ZG 1400	2008 - 2013
1.400 cc. ZZR 1400	2008 - 2013
1.500 cc. VN 1500 A / B / C / D / E	1987 - 1998
1.500 cc. VN 1500 B1 / B4 / C1 / C4 VULCAN	1991 - 1998
1.500 cc. VN 1500 CLASSIC	2007 - 2008
1.500 cc. VN 1500 CLASSIC TOURER	1987 - 2000
1.500 cc. VN 1500 CLASSIC TOURER FL	2000
1.500 cc. VN 1500 DRIFTER	2001 - 2003
1.500 cc. VN 1500 E / D VULCAN 1500 CLASSIC	1996 - 2003
1.500 cc. VN 1500 MAIN STREAK	2000 - 2002
1.500 cc. VN 1500 VULCAN VV/VOYAGER	1991 - 1998
1.600 cc. VN 1600 CLASSIC	2007 - 2008
1.600 cc. VN 1600 MEAN STREAK	2007 - 2008
1.600 cc. VN 1600 NOMAD	2007 - 2008
1.700 cc. VULCAN 1700 CLASSIC / TOURER / NOMAD / VAQUERO	2009 - 2013
1.700 cc. VULCAN 1700 VOYAGER / ABS	2009 - 2013
2.000 cc. VN 2000 VULCAN CLASSIC / LT / USA	2004 - 2009
YAMAHA	
400 cc. FZR 400 RR SP / RR	1990 - 1994
400 cc. XJR 400 R	1992 - 1998
600 cc. FZR 600 R	1991 - 1999
600 cc. FZ6 / ABS	2004 - 2006
600 cc. FZ6 FAZER ABS	2006
600 cc. FZ6 FAZER 600	2004 - 2006
600 cc. FZ6-N 600	2004
600 cc. FZ6-NS 600	2005 - 2006
600 cc. XJ 600 H / L / LC / N / NC	1991 - 1999
600 cc. XJ 600 N/NSD/SE/SC/SH/SF/SJ/SG/SK SECA II	1997 - 2002
600 cc. XJ 600 S DIVERSION / CHAIN DRIVE	1997 - 2003
600 cc. XJ 600 SH / SHC	1997 - 2002
600 cc. XS 600	1992 - 1995
600 cc. YZF R6 S 600	2006 - 2008
600 cc. YZF 600 R THUNDER CAT	1995 - 2002
600 cc. YZF 600 R6	2001 - 2005
750 cc. FZR 750 R	1989 - 1992
750 cc. YZF 750 R	1993 - 1998
750 cc. YZF 750 R7 OW02	1999 - 2001
750 cc. YZF 750 SP / R	1993 - 1998
900 cc. XJ 900 S / DIVERSION	1994 - 2002
1.000 cc. FZR 1000 GENESIS / EXUP / D / DC / E / EC	1991 - 1995
1.000 cc. FZS 1000	2004
1.000 cc. FZS 1000 FAZER	2001 - 2003
1.000 cc. GRS 1000	1993 - 2000
1.000 cc. GTS 1000 AE / AEC	1992 - 1998
1.000 cc. YZF 1000 R THUNDER ACE	1996 - 2002
1.000 cc. YZF 1000 R1	1998 - 2004
1.200 cc. V-MAX 1200	1996 - 2003
1.300 cc. XVZ 13 A / AT ROYAL STAR / TUOR CLASSIC	1996 - 2002
1.300 cc. XVZ 13 VENTURE / VENTURE ROYALE	1996 - 2002
1.300 cc. XVZ 1300 ROYAL STAR VENTURE	2001 - 2011
1.600 cc. XV A WILD STAR 1600	1999 - 2002
1.600 cc. XV 1600 ROAD STAR / SILVERADO / MADNIGHT STAR / WARRIOR	1999 - 2003
1.700 cc. MT-01 1700	2005 - 2009
1.700 cc. V-MAX 1700	2009 - 2013
1.700 cc. XV ROAD STAR WARRIOR / MIDNIGHT / SILVERADO	2002 - 2013
1.700 cc. XV 1700 PC ROAD STAR WARRIOR	2003
1.900 cc. XV ROADLINER / STRATOLINER	2006 - 2007

APPLICAZIONI / APPLICATIONS	ANNO/YEAR
FFP008C	
FFP008C	
HONDA	
400 cc. CBR 400 RR	
500 cc. CBF 500	2004 - 2005
750 cc. VT 750 C CD CD2 / CD / C2 / DC SPRINT	1997 - 2003
750 cc. XRV 750 AFRICA TWIN	1990 - 2002
800 cc. PC 800 PACIFIC COAST	1989 - 1998
800 cc. VFR 800 FI 98-01	1998 - 2001
900 cc. CBR 900 R / RR	1992 - 1999
1.000 cc. VTR 1000 SP	2000
1.000 cc. VTR 1000 F FIRESTORM	1997 - 2002
1.000 cc. XL 1000 VARADERO	1999 - 2002
1.100 cc. VT 1100 C SHADOW/C2 ACE SH./C2 ACE TOURER	1989 - 2002
1.500 cc. F6 CUSTOM 1500	1997 - 2002
1.500 cc. GL 1500 BLACK WIDOW	2001
KAWASAKI	
400 cc. ZRX 400	1990 - 1999
500 cc. EN 500 A/B/C VULCAN LTD	1990 - 2002
500 cc. GPZ 500 S A1-A4	1990 - 2002
600 cc. NINJA R ZX 600 C	1995 - 1997
750 cc. VN 750 A VULCAN	1999 - 2003
800 cc. VN 800 VULCAN	1995 - 1999
800 cc. VN 800 VULCAN DRIFTER	1999 - 2000
900 cc. NINJA ZX-9R / ZX 900 B1/B4/C1	1994 - 2001
1.500 cc. VN 1500 E / D VULCAN 1500 CLASSIC	1996 - 2003
YAMAHA	
400 cc. FZR 400 RR SP / RR	1990 - 1994
400 cc. XJR 400 R	1992 - 1998
600 cc. FZR 600 R	1991 - 1999
600 cc. FZ6-N 600	2004
600 cc. YZF 600 R THUNDER CAT	1995 - 2002
900 cc. XJ 900 S / DIVERSION	1994 - 2002
1.000 cc. FZR 1000 GENESIS / EXUP / D / DC / E / EC	1991 - 1995
1.300 cc. XVZ 13 VENTURE / VENTURE ROYALE	1996 - 2002
1.600 cc. XV A WILD STAR 1600	1999 - 2002
1.600 cc. XV 1600 ROAD STAR/ SILVERADO/ MADNIGHT STAR/ WARRIOR	1999 - 2003
1.700 cc. XV ROAD STAR WARRIOR / MIDNIGHT/ SILVERADO	2002 - 2004
1.700 cc. XV 1700 PC ROAD STAR WARRIOR	2003
FFP009	
APRILIA	
1.000 cc. RSV4 1000 R/FACTORY/SPECIAL EDITION	2009 - 2013
1.000 cc. TUONO V4 R STD - APRC 1000	2011 - 2013
BIMOTA	
750 cc. SB7 750	1993
1.100 cc. SB6 1100	1997
CAGIVA	
650 cc. RAPTOR 650	2000 - 2005
650 cc. V-RAPTOR 650	2000 - 2005
1.000 cc. NAVIGATOR 1000	2000 - 2005
1.000 cc. RAPTOR 1000	2000 - 2005
1.000 cc. V-RAPTOR 1000	2000 - 2005
1.000 cc. XTRA-RAPTOR 1000	2000 - 2005
SUZUKI	
250 cc. INAZUMA 250	2013
600 cc. GSF 600 BANDIT	1995 - 2003
600 cc. GSF 600 S BANDIT	1995 - 1999
600 cc. GSR 600	2006 - 2010
600 cc. GSX 600 F	1987 - 2002
600 cc. GSX-R 600	2006 - 2013
600 cc. RF 600 R	1993 - 1997
600 cc. VS 600 GL INTRUDER S-V	1995 - 1998
650 cc. DL V-STROM 650	2007 - 2012
650 cc. GSF 650 BANDIT	2005 - 2012
650 cc. GSF 650 BANDIT S	2005 - 2010
650 cc. GSX F 650	2008 - 2012
650 cc. SFV 650 GLADIUS	2009 - 2011
650 cc. SV 650	2003 - 2010
700 cc. GV 700 GLF / GLF2	1984
700 cc. VS 700 GL INTRUDER	1987 - 1988
750 cc. GSF 750 F KATANA	1989 - 1996
750 cc. GSR 750	2011 - 2013

APPLICAZIONI / APPLICATIONS	ANNO/YEAR
750 cc. GSX 750	1998 - 2001
750 cc. GSX 750 ESD / EEA	1983 - 1986
750 cc. GSX 750 F KATANA	1989 - 2000
750 cc. GSX 750 R J / L	1994
750 cc. GSX-R 750	88 - 91/2004-12
750 cc. GSX-R 750 SP R	1994
750 cc. GSX-R 750 W / T / V	1992 - 1999
750 cc. VS 750 GL INTRUDER	1987 - 1991
800 cc. VL INTRUDER C800 / VZ INTRUDER M800	2006 - 2011
800 cc. VL 800 INTRUDER / TOURING / CUSTOM VOLUSIA	2001 - 2008
800 cc. VS 800 GL INTRUDER	1992 - 2002
800 cc. VX 800	1990 - 1997
800 cc. VZ 800 INTRUDER	2005 - 2009
800 cc. VZ 800 MARAUDER	1997 - 2011
850 cc. C50 B/T BOULEVARD BLACK USA	2005 - 2008
900 cc. RF 900 R / T	1994 - 2000
1.000 cc. DL V-STROM 1000	2002 - 2011
1.000 cc. GSX-R 1000	1993-1995/ - 2003-2013
1.000 cc. SV 1000	2003 - 2004
1.000 cc. TL 1000 R / S	1997 - 2002
1.100 cc. GSX 1100 F / G L-P SHAFT / KATANA	1988 - 1996
1.100 cc. GSX-R 1100	1986 - 1993
1.100 cc. GSX-R 1100 W	1992 - 1998
1.200 cc. GSF 1200 BANDIT	1996 - 2006
1.200 cc. GSF 1200 S BANDIT	1996 - 2003
1.200 cc. GSX 1200	1999 - 2001
1.200 cc. GV 1200 GL	1984
1.250 cc. GSF BANDIT 1250	2007 - 2012
1.250 cc. GSX FA 1250	2012
1.250 cc. GSX 1250	2010 - 2011
1.300 cc. GSX B-KING 1300	2008 - 2009
1.300 cc. GSX-R 1300 HAYABUSA	2004 - 2011
1.400 cc. GSX 1400	2001 - 2003
1.400 cc. GV 1400	1987 - 1988
1.400 cc. S83 BOULEVARD (USA)	2005 - 2008
1.400 cc. VS 1400 GL / GLP INTRUDER	1997 - 2008
1.500 cc. VL 1500 INTRUDER LC W / R	1998 - 2008
1.800 cc. VZR INTRUDER M 1800	2006 - 2010
FFP009C	
CAGIVA	
650 cc. RAPTOR 650	2000 - 2005
650 cc. V-RAPTOR 650	2000 - 2005
1.000 cc. NAVIGATOR 1000	2000 - 2005
1.000 cc. RAPTOR 1000	2000 - 2005
1.000 cc. V-RAPTOR 1000	2000 - 2005
1.000 cc. XTRA-RAPTOR 1000	2000 - 2005
SUZUKI	
600 cc. GSF 600 BANDIT	1995 - 2003
600 cc. GSF 600 S BANDIT	1995 - 1999
600 cc. GSX 600 F	1987 - 2002
600 cc. GSX-R 600	1993 - 2003
600 cc. RF 600 R	1993 - 1997
600 cc. VS 600 GL INTRUDER S-V	1995 - 1998
650 cc. DL V-STROM 650	2004
650 cc. SV 650	1999 - 2004
700 cc. GV 700 GLF / GLF2	1984
700 cc. VS 700 GL INTRUDER	1987 - 1988
750 cc. GSF 750 F KATANA	1989 - 1996
750 cc. GSX 750	1998 - 2001
750 cc. GSX 750 R J / L	1994
750 cc. GSX-R 750	1996 - 2003
750 cc. GSX-R 750	1991 - 1996
750 cc. GSX-R 750 SP R	1994
750 cc. GSX-R 750 W / T / V	1992 - 1999
750 cc. VS 750 GL INTRUDER	1987 - 1991
800 cc. VL 800 INTRUDER / TOURING / CUSTOM VOLUSIA	2001 - 2003
800 cc. VS 800 GL INTRUDER	1992 - 2002
800 cc. VX 800	1990 - 1997
800 cc. VZ 800 MARAUDER	1997 - 2002
900 cc. RF 900 R / T	1994 - 2000
1.000 cc. DL V-STROM 1000	2002 - 2004
1.000 cc. GSX-R 1000	1993-1995/ - 2001-2002

APPLICAZIONI / APPLICATIONS	ANNO/YEAR
FFP009C	
1.000 cc. SV 1000	2003 - 2004
1.000 cc. TL 1000 R / S	1997 - 2002
1.100 cc. GSX 1100 F / G L-P SHAFT / KATANA	1988 - 1996
1.100 cc. GSX-R 1100	1986 - 1993
1.100 cc. GSX-R 1100 W	1992 - 1998
1.200 cc. GSF 1200 BANDIT	1996 - 2006
1.200 cc. GSF 1200 S BANDIT	1996 - 2003
1.200 cc. GSX 1200	1999 - 2001
1.200 cc. GV 1200 GL	1984
1.300 cc. GSX-R 1300 HAYABUSA	1999 - 2003
1.400 cc. GSX 1400	2001 - 2003
1.400 cc. GV 1400	1987 - 1988
1.400 cc. VS 1400 GL / GLP INTRUDER	1987
1.500 cc. VL 1500 INTRUDER LC W / R	1998 - 2003
FFP010	
BMW	
750 cc. K 75 / 2 / C / S / RT / SE	1984 - 1997
850 cc. R 850 C	1999 - 2001
850 cc. R 850 GS	1999 - 2001
850 cc. R 850 R	2000 - 2006
850 cc. R 850 R 4V	1995 - 1998
1.000 cc. K 100 LT	1986 - 1991
1.000 cc. K 100 LT ABS	1983 - 1994
1.000 cc. K 100 RS / RT	1983 - 1994
1.000 cc. K 100 RS ABS	1983 - 1994
1.000 cc. K 100 RS 16V	1989 - 1992
1.000 cc. K 100 RT	1983 - 1994
1.000 cc. K 100 RT / LT 8V	1983 - 1994
1.000 cc. KL 100 LT / LS / RT	1983 - 1993
1.000 cc. K1	1989 - 1994
1.100 cc. K 1100 LT	1989 - 1999
1.100 cc. K 1100 LT / RS	1992 - 1999
1.100 cc. K 1100 RS	1992 - 1999
1.100 cc. K 1100 RT 16V	1990 - 1993
1.100 cc. R 1100 R / RS 4V / RT / GS	1992 - 2001
1.100 cc. R 1100 S	1999 - 2004
1.100 cc. R 1100 SPORT / SPORT BOXER	1999 - 2004
1.150 cc. R 1150	1999 - 2005
1.200 cc. R 1200 RS	1997 - 2004
1.200 cc. R 1200 C	1997 - 2004
1.200 cc. R 1200 C MONTAUK/ PHOENIX/ AVANTGARDE	2000 - 2005
FFP011	
BIMOTA	
900 cc. MANTRA 900	1995
CAGIVA	
350 cc. ALA BLU 350 SX	
350 cc. ALAZURRA 350 / GT	
350 cc. ELEFANT 350	
650 cc. ALAZURRA 650	1982 - 1988
650 cc. ELEFANT 650	1982 - 1988
750 cc. ALAZURRA 750	
750 cc. ELEFANT 750 / BIFARO	1989 - 1998
900 cc. CANYON 900 I.E.	1998 - 2000
900 cc. ELEFANT 900 I.E.	1992 - 1997
900 cc. GRAN CANYON 900	1998 - 2000
900 cc. I.E. 900 / GT	1991
900 cc. LUCKY EXPLORER 900	
900 cc. SXT 900 E	
DUCATI	
350 cc. F3 / INDIANA / PANTAH 350	1978 - 1990
350 cc. SUPERSPORT 350	
350 cc. SUPERSPORT 350 JUNIOR	
400 cc. MONSTER 400	2000 - 2004
400 cc. MONSTER 400	1995 - 1997
400 cc. MONSTER 400 I.E.	2005 - 2006
400 cc. MONSTER 400 ONLY JAPAN	2001 - 2008
400 cc. SUPERSPORT 400	1993 - 1997
500 cc. PANTAH SL / TL 500	
550 cc. SUPER MONO 550	1993
600 cc. MONSTER CITY / CITY DARK 600	1999
600 cc. MONSTER DARK 600	1993 - 2001
600 cc. MONSTER 600	1993 - 2001

APPLICAZIONI / APPLICATIONS	ANNO/YEAR
600 cc. PANTAH TL / SL 600	1981 - 1985
600 cc. SUPERSPORT 600	1991 - 1997
620 cc. MONSTER IE / S 620	2002 - 2006
620 cc. MONSTER 620 I.E. / DARK / EUR / USA	2002 - 2006
620 cc. MULTISTRADA 620	2005
620 cc. SPORT 620	2003
650 cc. INDIANA CUSTOM 650	1986 - 1988
650 cc. PANDIT SL 650	1986 - 1988
660 cc. MONSTER 659 / ABS (AUST-NZ)	2012 - 2013
695 cc. MONSTER 695	2007 - 2008
700 cc. MONSTER 696 / ABS	2008 - 2013
748 cc. 748	2002
748 cc. 748 BIPOSTO	1995 - 2002
748 cc. 748 BIPOSTO SP	1995 - 1997
748 cc. 748 R	2000 - 2002
748 cc. 748 RACING	1998 - 1999
748 cc. 748 S	2000 - 2002
748 cc. 748 SP	1995 - 2002
748 cc. 748 SPS	1998 - 1999
748 cc. 748 TESTA BASSA	2001
748 cc. 749 DARK EUROPE	2004 - 2006
748 cc. 749 R	2004 - 2006
748 cc. 749 S EUROPA/USA	2003 - 2006
750 cc. INDIANA CUSTOM / F1MK II S. 750	1985 - 1990
750 cc. INDIANA 750	
750 cc. LAGUNA SECA 750	1987 - 1988
750 cc. MONSTER CITY / CITY DARK 750	1996 - 2002
750 cc. MONSTER I.E. 750	1996 - 2002
750 cc. MONSTER 750	1996 - 2002
750 cc. MONTJUICH 750	1987 - 1988
750 cc. MONTJUICH 750	1991 - 1998
750 cc. PASO 750	1984 - 1990
750 cc. SANTAMONICA 750	
750 cc. SPORT 750	2001 - 2002
750 cc. SPORT 750	1984 - 1990
750 cc. SS SUPERSPORT 750	1991 - 2002
750 cc. SUPERSPORT 750	1991 - 2002
750 cc. SUPERSPORT 750 I.E.	1991 - 2002
800 cc. HYPERMOTARD 796 (2V)	2010 - 2012
800 cc. MONSTER	2003 - 2004
800 cc. MONSTER S2R 800 / DARK / EUROPE / USA	2005 - 2007
800 cc. MONSTER 795 800 / ABS	2012 - 2013
800 cc. MONSTER 796 / ABS	2010 - 2012
800 cc. SPORT 800	2003
800 cc. SUPERSPORT 800	2003 - 2006
848 cc. STREETFIGHTER 848	2012 - 2013
848 cc. SUPERBIKE 848 EVO	2013
850 cc. 848 / NH / EVO	2008 - 2013
851 cc. ALL MODELS 851	1989 - 1993
851 cc. 851 SUPERBIKE	1989 - 1993
851 cc. 851 SUPERBIKE BIPOSTO	1989 - 1993
851 cc. 851 SUPERBIKE STRADA	1982 - 1995
851 cc. 851 SUPERBIKE USA	1992 - 1995
888 cc. 888 SBK S.P.O USA	1994 - 1995
888 cc. 888 SP4	
888 cc. 888 S.P.5 DESMO4	1992 - 1995
888 cc. 888 STRADA DESMO4	1992 - 1994
888 cc. 888 SUPERBIKE SPO / SP5	1993
888 cc. 888 SUPERBIKE STRADA	1994 - 1995
888 cc. 888 SUPERBIKE USA	1994 - 1995
900 cc. MH EVOLUZIONE 900	2001 - 2002
900 cc. MH 900	2001 - 2002
900 cc. MONSTER CITY / CITY DARK 900	1993 - 2002
900 cc. MONSTER CROMO / SPECIAL 900	1998
900 cc. MONSTER I.E. 900	1993 - 2002
900 cc. MONSTER S4 FOGARTY 900	2001 - 2002
900 cc. MONSTER USA 900	1993 - 2002
900 cc. MONSTER 900	1993 - 1998
900 cc. PASO 906	1988 - 1991
900 cc. SPORT 900 I.E.	2002
900 cc. SS / SS SUPERSPORT 900	1998
900 cc. SS / SS SUPERSPORT 900	1992

APPLICAZIONI / APPLICATIONS	ANNO/YEAR
FFP011	
900 cc. SS 900	
900 cc. SUPERSPORT CR USA / FE 900	1990 - 2002
900 cc. SUPERSPORT 900	1990 - 1998
900 cc. SUPERSPORT 900 I.E.	1991 - 2002
900 cc. SUPERSPORT 900 SUPERLIGHT	1991 - 1997
907 cc. 907 I.E.	1990 - 1993
907 cc. 907 I.E. USA	1990 - 1993
916 cc. 916 BIPOSTO / SENNA	1994 - 1998
916 cc. 916 BIPOSTO SENNA / USA	1994 - 1998
916 cc. 916 MONSTER S4	2001 - 2002
916 cc. 916 MONSTER S4 FOGGY	2001 - 2002
916 cc. 916 RACING	1997 - 1998
916 cc. 916 SP	1994 - 1998
916 cc. 916 SPORT TOURING 4 / USA	1999 - 2003
916 cc. 916 SPS	1997 - 1998
916 cc. 916 USA	1994 - 1998
944 cc. 944 ST2	1997 - 2003
989 cc. DESMOSEDICI RR 989	2008
996 cc. 916 RACING	1997 - 1998
996 cc. 916 SPS	1997 - 1998
996 cc. 916 (996) SPORT TOURING 4	2001 - 2005
996 cc. 996	1999 - 2001
996 cc. 996 MONSTER S4R / USA / EUROPE	2004 - 2006
996 cc. 996 R	2001
996 cc. 996 RACING	1997 - 2001
996 cc. 996 RS	2000
996 cc. 996 SPECIAL USA	1999 - 2001
996 cc. 996 SPS	1997 - 2000
996 cc. 996 SPS II / III	1999 - 2000
996 cc. 996 USA	1999 - 2000
998 cc. 998	2002 - 2003
998 cc. 998 MATRIX	2004
998 cc. 998 MONSTER 4SRS / TRICOLORE EUR/USA	2007
998 cc. 998 R	2002 - 2003
998 cc. 998 S BAYLISS / BOSTROM	2002 - 2003
998 cc. 998 S FINAL EDITION	2004
998 cc. 999 R EUR/USA	2003 - 2006
998 cc. 999 RS	2004 - 2005
998 cc. 999 S	2003 - 2006
998 cc. 999 998cc	2003 - 2006
1.000 cc. GT 1000 EUROPE/USA	2007 - 2010
1.000 cc. MONSTER S	2005
1.000 cc. MONSTER S2R	2006 - 2008
1.000 cc. MONSTER 1000	2003 - 2005
1.000 cc. MULTISTRADA 1000	2003 - 2006
1.000 cc. MULTISTRADA 1000 S	2006
1.000 cc. SPORT CLASSIC 1000 EUROPA / USA	2006 - 2009
1.000 cc. SPORT MONOPOSTO JPN	2007
1.000 cc. SPORT TOURING 3 EUROPE / USA	2004 - 2007
1.000 cc. SPORT TOURING 3S ABS EUROPE / USA	2004 - 2007
1.000 cc. SUPERSPORT 1000 EUROPE / USA	2003 - 2006
1.100 cc. HYPERMOTARD EVO 1100	2010 - 2012
1.100 cc. HYPERMOTARD 1100	2008 - 2009
1.100 cc. HYPERMOTARD 1100 S	2008 - 2009
1.100 cc. MONSTER EVO ABS 1100	2011 - 2013
1.100 cc. MONSTER 1100	2009 - 2010
1.100 cc. MONSTER 1100 S	2009 - 2010
1.100 cc. MULTISTRADA 1100	2008 - 2009
1.100 cc. MULTISTRADA 1100 S	2006 - 2009
1.100 cc. STREETFIGHTER S	2010 - 2012
1.100 cc. 1098	2007 - 2008
1.100 cc. 1098 S	2007 - 2008
1.100 cc. 1098 STREETFIGHTER S	2013
1.200 cc. DIAVEL / ABS 1200	2011 - 2013
1.200 cc. MULTISTRADA 1200	2012 - 2013
1.200 cc. MULTISTRADA 1200 / ABS	2010
1.200 cc. 1198	2009 - 2010
1.200 cc. 1198 S / SP	2009 - 2011
GILERA	
125 cc. ARCORE 125	
150 cc. ARCORE 150	
FFP012	

APPLICAZIONI / APPLICATIONS	ANNO/YEAR
BENELLI	
230 cc. 304	1994
254 cc. 254	
MOTO GUZZI	
0 cc. CALIFORNIA C I.E. GT / S	1993
700 cc. V7 SPORT / SPECIAL / CALIFORNIA	
750 cc. S3 750	
750 cc. TARGA 750	1988
850 cc. CALIFORNIA / CALIFORNIA II 850	
850 cc. LE MANS I / II / MK II / MK III 850	1993
850 cc. LE MANS III 850	1981 - 1984
850 cc. T3 850	1979 - 1985
850 cc. T3 850 / S3	1993
850 cc. T5 POLIZIA CC / PA (NC) 850	1988 - 1993
850 cc. T5 850	1993
850 cc. 850	
1.000 cc. CALIFORNIA II 1000	1983 - 1993
1.000 cc. CALIFORNIA III CARB. 1000	1983 - 1993
1.000 cc. CALIFORNIA INIEZ. 1000	1983 - 1993
1.000 cc. DAYTONA 1000	1992 - 1995
1.000 cc. DAYTONA 1000 IE BIPOSTO	1994
1.000 cc. GT 1000	1987 - 1991
1.000 cc. G5 1000	
1.000 cc. LE MANS IV 1000	1993
1.000 cc. LE MANS 1000	1984 - 1993
1.000 cc. QUOTA I.E. 1000	1994
1.000 cc. QUOTA 1000	1992 - 1997
1.000 cc. S 1000	1989 - 1994
1.000 cc. SP II 1000	1979 - 1994
1.000 cc. SP 1000 III	1979 - 1994
1.000 cc. STRADA 1000	1993 - 1994
1.000 cc. V1000 CALIFORNIA III/CALIFORNIA III INJ.	1994
1.000 cc. V1000 IDROCONVERT/ CX 100 / V 1000 SP	
1.000 cc. V1000 LE MANS / SP III	1994
FFP013	
YAMAHA	
600 cc. FZS 600 FAZER	1998 - 2003
FFP014	
CAGIVA	
350 cc. ELEFANT 350	1978 - 1989
MOTO GUZZI	
0 cc. CALIFORNIA C I.E. GT / S	1994
850 cc. BREVA 850	2006 - 2008
850 cc. GRISO 850	2006 - 2008
850 cc. NORGE 850	2007
850 cc. T5 CIVILE II SERIE	1985 - 1989
850 cc. T5 POLIZIA CC / PA (NC) 850	1993 - 2001
850 cc. T5 POLIZIA CC-PA VECCHIO TIPO 850	1985 - 1989
850 cc. T5 850 POLIZIA NUOVO TIPO	1994
1.000 cc. CALIFORNIA 1000 2 / 3	1997 - 1999
1.000 cc. DAYTONA 1000	1996
1.000 cc. DAYTONA 1000 IE BIPOSTO	1994
1.000 cc. LE MANS IV 1000	1994
1.000 cc. QUOTA I.E. 1000	1994
1.000 cc. QUOTA 1000	1992 - 1997
1.000 cc. RS 1000 DAYTONA	1997 - 1998
1.000 cc. SP 1000 III	1994
1.000 cc. V1000 CENTAURO / 1000 INJ	1996
1.100 cc. CALIFORNIA / SPORT 1100	1997 - 2002
1.100 cc. CALIFORNIA ALUMINIUM 1100	2002 - 2004
1.100 cc. CALIFORNIA JACKAL 1100	1999 - 2001
1.100 cc. CALIFORNIA SPECIAL SPORT ALLOY 1100	2002 - 2003
1.100 cc. CALIFORNIA SPECIAL 1100	1999 - 2000
1.100 cc. CALIFORNIA STONE / STONE TOURING 1100	2001 - 2005
1.100 cc. CALIFORNIA STONE METAL 1100	2002 - 2004
1.100 cc. CALIFORNIA TITANIUM 1100	2003 - 2004
1.100 cc. CALIFORNIA VINTAGE 1100	2006 - 2012
1.100 cc. CALIFORNIA 1100	1994 - 1997
1.100 cc. CARBURATORI/INIEZIONE/CORSA 1100	1994 - 1999
1.100 cc. ES 1100 QUOTA	1999 - 2001
1.100 cc. EV 1100 CALIFORNIA	1997 - 2004

APPLICAZIONI / APPLICATIONS	ANNO/YEAR
FFP014	
1.100 cc. EV 1100 CALIFORNIA, 80, TOURING	2005 - 2008
1.100 cc. SPORT KE 1100	1994
1.100 cc. SPORT 1100	1994 - 1999
1.100 cc. V11 1100 CAFE SPORT / BALLABIO / COPPA ITALIA	2003 - 2004
1.100 cc. V11 1100 SPORT/LE MANS/NAKED	1999 - 2004
1.200 cc. BREVA 1200 SPORT	2007 - 2008
1.200 cc. GRISO 8V 1200	2007 - 2013
1.200 cc. MGS-01 CORSA 1200	2005 - 2007
1.200 cc. NORGE 1200	2006 - 2013
1.200 cc. SPORT 1200	2006 - 2008
1.200 cc. SPORT 8V1200	2009 - 2013
1.200 cc. STELVIO / STELVIO NTX ABS 1200	2009 - 2013
FFP016	
VICTORY	
1.507 cc. CRUISER 1507	2003
1.507 cc. KINGPIN 1507	2004 - 2005
1.507 cc. NESS SIGNATURE SERIES KINGPIN 1507	2005
1.507 cc. NESS SIGNATURE SERIES VEGAS 1507	2005
1.507 cc. STANDARD CRUISER 1507	2002
1.507 cc. TOURING CRUISER 1507	2006 - 2009
1.507 cc. VEGAS 1507	2003 - 2005
1.507 cc. VEGAS 8-BALL 1507	2005 - 2012
1.634 cc. ARLEN NESS JACKPOT 1634	2008
1.634 cc. CORY NESS JACKPOT 1634	2008 - 2010
1.634 cc. HAMMER	2005 - 2013
1.634 cc. HAMMER S 1634	2005 - 2012
1.634 cc. KINGPIN 1634	2006 - 2012
1.634 cc. KINGPIN 1634 TOUR	2007 - 2010
1.634 cc. KINGPIN 8-BALL 1634	2008 - 2010
1.634 cc. NESS SIGNATURE SERIES JACKPOT 1634	2006 - 2007
1.634 cc. VEGAS LOW 1634	2008 - 2010
1.634 cc. VEGAS 1634 JACKPOT	2006 - 2010
1.634 cc. VEGAS 8-BALL 1634	2008 - 2013
1.731 cc. ARLEN NESS VICTORY VISION 1731	2009 - 2010
1.731 cc. BOARDWALK 1731	2013
1.731 cc. CROSS ROADS / COUNTRY	2011 - 2013
1.731 cc. HIGH BALL 1731	2013
1.731 cc. JACKPOT	2013
1.731 cc. JUDGE	2013
1.731 cc. VISION 8 BALL TOUR 1731	2008 - 2012
YAMAHA	
1.300 cc. FJR A 1300	2001 - 2009
1.300 cc. FJR AS 1300	2001 - 2009
1.300 cc. FJR 1300	2001 - 2012
1.300 cc. FJR 1300 ABS	2005 - 2012
FFP021	
TRIUMPH	
600 cc. SPEED FOUR 600	2003 - 2006
600 cc. TT 600	2000 - 2005
800 cc. BONNEVILLE T100 CENTENNIAL EDITION	2002 - 2003
800 cc. BONNEVILLE 800	2001 - 2003
800 cc. BONNEVILLE 800 AMERICA	2002 - 2003
800 cc. SPEEDMASTER 800	2003
900 cc. SPEED TRIPLE T509 885	1997 - 1998
950 cc. DAYTONA T595 950	1997 - 1998
955 cc. DAYTONA 955i	1999 - 2003
955 cc. SPEED TRIPLE 955	1999 - 2003
955 cc. SPRINT RS 955	2001 - 2003
955 cc. SPRINT ST 955	1999 - 2003
955 cc. TIGER 955i	2001 - 2003
FFP024	
BMW	
600 cc. C600 SPORT	2012
650 cc. C650 GT	2012
650 cc. F 650 GS	2008 - 2012
700 cc. F 700 GS	2013
800 cc. F 800 GS	2007 - 2013
800 cc. F 800 R	2010 - 2011
800 cc. F 800 S	2004 - 2010
800 cc. F 800 ST	2004 - 2012
1.200 cc. R 1200 GS / ADVENTURE	2004 - 2012

APPLICAZIONI / APPLICATIONS	ANNO/YEAR
1.200 cc. R 1200 GS HP2	2005 - 2008
1.200 cc. R 1200 HP2 SPORT	2007 - 2010
1.200 cc. R 1200 R	2007 - 2012
1.200 cc. R 1200 S	2006 - 2009
1.200 cc. R 1200 ST/RT	2005 - 2012
1.600 cc. K 1600 GT/GTL	2011 - 2012
HUSQVARNA	
900 cc. NUDA - NUDA R 900	2012
P6089	
PIAGGIO	
420 cc. APE CAR DIESEL / TMP 703 D / APE POKER	
420 cc. APE TM P 703 / P 703 V DIESEL	1987 - 1998



ATHENA ha sviluppato una gamma completa di filtri aria per moto stradali, scooter e maxi-scooter realizzati in doppio strato con poliuretani a celle aperte di altissima qualità che garantiscono un perfetto filtraggio combinato ad un eccellente passaggio d'aria in ogni condizione d'utilizzo. Per praticità di consultazione abbiamo dato due possibilità di ricerca: la prima in ordine di applicazione di marca e modello e la seconda che elenca tutte le applicazioni possibili per singolo codice.



ATHENA has designed a complete range of air filters for Off-Road - ATV bikes that are manufactured by using open cells polyurethane. These high quality air filters guarantee a perfect filtering combined with an excellent air flow in each condition of use. In order to easily carry out information, we provide for two methods of research: the first one is by make/model and the second one showing all the applications for every Part Number.



ATHENA a développé une gamme complète de filtres à air pour motos Off-Road et ATV fabriqués avec polyuréthane à cellules ouvertes. Ces filtres à air de haute qualité garantissent un filtrage parfait, combiné avec un passage d'air excellent en toutes conditions d'usage.

Pour une consultation plus rapide et facile, nous proposons deux modalités de recherche : la première par marque/modèle et la seconde en choisissant les affectations disponibles pour chaque référence.



ATHENA ha desarrollado una gama completa de filtros de aire para motos Off-Road y ATV realizados en doble capa con poliuretano a celdas de altísima calidad que garantizan un filtrado perfecto combinado con un excelente paso de aire en cualquier condición de uso.

Para facilitar las consultas, damos dos posibilidad de búsqueda: la primera en orden de aplicaciones de marca y modelo y la segunda que detalla todas las aplicaciones de cada referencia.



APPLICAZIONI PER MARCA / APPLICATION BY MAKE

APPLICAZIONI / APPLICATIONS	ANNO / YEAR	ATHENA #	NOTE / NOTES	APPLICAZIONI / APPLICATIONS	ANNO / YEAR	ATHENA #	NOTE / NOTES
APRILIA				125 cc. MOJITO RETRO	1999-2001	S410010200015	
50 cc. AMICO 50	1990-2000	S410010200002		125 cc. MOJITO 125	2003-2007	S410480200019	
50 cc. ET 50 TUAREG / RALLY	1986-1990	S410010200003		125 cc. MOJITO 125	2008	S410480200022	
50 cc. GULLIVER 50	1995-1998	S410485200037		125 cc. RS 125 / REPLICIA	1999-2007	S410010200009	
50 cc. GULLIVER 50	1995-1998	S410485200002		125 cc. SCARABEO (MOT.ROTAX) 125	1999-2003	S410010200007	
50 cc. GULLIVER 50 LC	1996-1998	S410485200002		125 cc. SCARABEO 125 EU3	2006-2007	S410010200007	
50 cc. GULLIVER 50 LC	1996-1998	S410485200037		125 cc. SCARABEO 125 (Mot. Piaggio)	1999-2007	S410010200007	
50 cc. HABANA CUSTOM 50	1999-2000	S410010200004		125 cc. SCARABEO 125 4T	1999-2007	S410010200007	
50 cc. MOJITO CUSTOM	1999-2003	S410010200004		125 cc. SPORT CITY CUBE 125	2008-2010	S410480200019	
50 cc. MOJITO RETRO	1999-2003	S410010200004		125 cc. SPORT CITY EU3	2006-2008	S410480200019	
50 cc. MOJITO 50	2004-2008	S410480200012		125 cc. SPORT CITY ONE	2008-2010	S410480200022	
50 cc. RALLY 50	1995-2003	S410485200037		125 cc. SPORT CITY 125	2004-2006	S410480200019	
50 cc. RALLY 50	1995-2003	S410485200002		125 cc. SR MAX 125	2011	S410480200019	
50 cc. RALLY 50 LC	1996-1999	S410485200002		125 cc. SR MOTARD 125	2012	S410480200022	
50 cc. RALLY 50 LC	1996-1999	S410485200037		125 cc. SR 125	1999-2001	S410010200012	
50 cc. SCARABEO DITECH 50	2001-2004	S410010200011		125 cc. SR 125 SPORT CITY	2004-2007	S410480200019	
50 cc. SCARABEO QUATTRO 50 CC	2009	S410010200013		125 cc. TUAREG 125	1985-1987	S410010200003	
50 cc. SCARABEO STREET RESTYLING	2006-2009	S410480200012		125 cc. TUAREG 125 RALLY	1984-1986	S410010200003	
50 cc. SCARABEO STREET 50	2005-2006	S410510200036		150 cc. LEONARDO ST 150	2001-2004	S410010200006	
50 cc. SCARABEO 2T 50	2010-2012	S410480200002		150 cc. LEONARDO 150 4T	1996-2001	S410010200006	
50 cc. SCARABEO 4T RESTYLING EU3	2006-2009	S410010200013		150 cc. MOJITO 150	2003-2007	S410480200019	
50 cc. SCARABEO 4T 4V 50	2010	S410010200013		150 cc. SCARABEO (MOT. ROTAX) 150	1999-2003	S410010200007	
50 cc. SCARABEO 4T 4V 50	2010	S410480200020		150 cc. SCARABEO 150 4T	1999-2003	S410010200007	
50 cc. SCARABEO 50	1993-2005	S410010200001		150 cc. SR 150	1999-2001	S410010200012	
50 cc. SONIC GP	1998-2008	S410485200002		200 cc. ATLANTIC 200 4T LC	2003-2005	S410480200019	
50 cc. SONIC GP	1998-2008	S410485200037		200 cc. SCARABEO / SCARABEO GT 200	1999-2007	S410010200007	
50 cc. SONIC 50	1998-2008	S410485200002		200 cc. SCARABEO EU3 200	2006-2007	S410010200007	
50 cc. SONIC 50	1998-2008	S410485200037		200 cc. SCARABEO (MOT. ROTAX) 200	1999-2003	S410010200007	
50 cc. SPORT CITY ONE 50 2T	2008-2010	S410480200022		200 cc. SPORT CITY CUBE 200	2008-2010	S410480200019	
50 cc. SPORT CITY ONE 50 4T	2008-2010	S410480200022		200 cc. SPORT CITY EU3 200	2006-2008	S410480200019	
50 cc. SR DI TECH EURO2 50	2002-2003	S410510200036		200 cc. SPORT CITY 200	2004-2006	S410480200019	
50 cc. SR H2O DITECH E CARBUR.	2000-2003	S410010200010		200 cc. SR 200 SPORT CITY	2004-2007	S410480200019	
50 cc. SR H2O DITECH E CARBUR.	2000-2003	S410510200036		250 cc. ATLANTIC 250	2003-2008	S410480200019	
50 cc. SR R	2004-2008	S410510200036		250 cc. LEONARDO ST 250	1999-2004	S410010200008	
50 cc. SR R FACTORY	2004-2012	S410510200036		250 cc. LEONARDO 250	1999-2004	S410010200008	
50 cc. SR STREET	2003-2012	S410510200036		250 cc. SCARABEO LIGHT 250	2006-2008	S410480200019	
50 cc. SR WWW 50	1997-2001	S410485200002		250 cc. SCARABEO 250	2004-2006	S410010200007	
50 cc. SR WWW 50	1997-2001	S410485200037		250 cc. SPORT CITY CUBE 250	2008-2010	S410480200019	
50 cc. SR 50	1994-1996	S410485200037		250 cc. SPORT CITY EU3 250	2006-2008	S410480200019	
50 cc. SR 50	1994-1996	S410485200002		250 cc. SPORT CITY 250	2006-2007	S410480200019	
50 cc. SR 50 / REPLICIA ARIA	1993	S410010200002		300 cc. ATLANTIC 300	2010-2011	S410480200019	
50 cc. SR 50 DITECH LC	2000-2001	S410510200036		300 cc. SCARABEO LIGHT 300	2009	S410480200019	
50 cc. SR 50 LC	1994-1996	S410485200037		300 cc. SPORT CITY CUBE 300	2008-2010	S410480200019	
50 cc. SR 50 LC	1994-1996	S410485200002		300 cc. SPORT CITY 300	2008	S410480200019	
50 cc. SR 50 R FACTORY (ENGINE APRILIA)	2004-2007	S410510200036		300 cc. SR MAX 300	2011	S410480200019	
50 cc. SR 50 RACING LC	1997-1999	S410485200037		400 cc. ATLANTIC SPRINT 400	2005-2008	S410480200019	
50 cc. SR 50 RACING LC	1997-1999	S410485200002		400 cc. SCARABEO LIGHT 400	2006-2008	S410480200019	
50 cc. SR 50 STEALTH LC	1997-1999	S410485200037		500 cc. ATLANTIC SPRINT 500	2005-2007	S410480200019	
50 cc. SR 50 STEALTH LC	1997-1999	S410485200002		1.000 cc. ETV CAPO NORD / RALLY / ABS	2001	CA8925	
100 cc. SCARABEO MOT.MINARELLI-YAMAHA	2000	S410010200014		BETA			
100 cc. SCARABEO 100	2000	S410010200014		50 cc. QUADRA CHRONO 502 50	1995-1999	S410060200001	
100 cc. SCARABEO 100	2001-2012	S410010200013		50 cc. TEMPO 50	1994-1999	S410060200001	
100 cc. SCARABEO 4T / RESTYLING EU3 50 4T	2006-2012	S410010200013		BMW			
125 cc. ATLANTIC EU3 125	2006-2008	S410480200019		450 cc. R 45	1978-1985	S410068200001	
125 cc. ATLANTIC 125	2003-2005	S410480200019		650 cc. R 65 / LS / T / GS / 20 / 35 / RT	1978-1987	S410068200001	
125 cc. ETX 125	1985-1987	S410010200003		750 cc. K 75 / 2 / C / S / RT / SE	1985-1995	S410068200002	
125 cc. HABANA 125 / CUSTOM	1999-2001	S410010200015		800 cc. R 80 / 7	1984-1987	S410068200001	
125 cc. LEONARDO ST 125	2001-2004	S410010200006		800 cc. R 80 R / RT / ST	1982-1987	S410068200001	
125 cc. LEONARDO 125 4T	1996-2001	S410010200006		1.000 cc. K 100 / LT / RT	1984-1992	S410068200002	
125 cc. MOJITO CUSTOM	1999-2001	S410010200015		1.000 cc. K 100 RS / RT	1984-1989	S410068200002	
				1.000 cc. K1	1989-1992	S410068200002	
				1.000 cc. R 100	1976-1978	S410068200001	
				1.000 cc. R 100 CS / RS / RT	1976-1995	S410068200001	

APPLICAZIONI / APPLICATIONS	ANNO / YEAR	ATHENA #	NOTE / NOTES	APPLICAZIONI / APPLICATIONS	ANNO / YEAR	ATHENA #	NOTE / NOTES
BMW							
1.000 cc. R 100 S / T	1978- 1984	S410068200001		916 cc. 916 BIPOSTO / SENNA	1994- 1998	S410110200001	
1.100 cc. K 1100 LT / RS	1992- 1997	S410068200002		916 cc. 916 SP	1994- 1996	S410110200001	
CAGIVA				916 cc. 916 USA	1994- 1997	S410110200001	
50 cc. CITY 50	1991- 1994	S410090200001		996 cc. 916 SPS	1997	S410110200001	
50 cc. CITY 50	1991- 1994	S410090200001		996 cc. 996	1999- 2001	S410110200001	
50 cc. CUCCILO 50	1998- 1999	S410105200002		996 cc. 996 SPECIAL USA	1999	S410110200001	
50 cc. PROGRESS 50 ARIA	1997- 1999	S410105200002		996 cc. 996 SPS	1999- 2000	S410110200001	
50 cc. PROGRESS 50 LC	1998- 1999	S410105200002		996 cc. 996 SPS II / III	1999- 2000	S410110200001	
125 cc. PASSING125	1993- 1997	S410090200002		996 cc. 996 USA	1999	S410110200001	
DERBI				GILERA			
50 cc. ATLANTIS AIR 50	1999- 2001	S410105200002		50 cc. EASY MOVING 50	1993- 1998	S410480200003	
50 cc. ATLANTIS LC 50	1999- 2001	S410105200002		50 cc. ICE 50	2001- 2005	S410480200012	
50 cc. ATLANTIS O2 50	2002- 2005	S410480200012		50 cc. RUNNER POGGIALI 50	2002	S410480200012	
50 cc. ATLANTIS O2 BULLET 50	2003- 2005	S410480200012		50 cc. RUNNER PUREJET 50	2004- 2010	S410170200002	
50 cc. ATLANTIS O2 CITY 50	2003- 2006	S410480200012		50 cc. RUNNER PUREJET 50 RACE	2006	S410170200002	
50 cc. ATLANTIS O2 RED BULLET 50	2003	S410480200012		50 cc. RUNNER PUREJET 50 ST	2008	S410170200002	
50 cc. ATLANTIS O2 TWO CHIC 50	2005	S410480200012		50 cc. RUNNER SP 50 / ST	2008- 2012	S410480200012	
50 cc. ATLANTIS 50 EU2 2T	2004- 2006	S410480200004		50 cc. RUNNER SP 50 LC	2010- 2012	S410480200012	
50 cc. ATLANTIS 50 EU2 2T	2007- 2010	S410480200012		50 cc. RUNNER SP 50 RACE	2006	S410480200012	
50 cc. ATLANTIS 50 EU2 4T	2007	S410480200004		50 cc. RUNNER SP 50 SC	2002- 2007	S410480200012	
50 cc. BOULEVARD 50 EU2 2T	2009- 2012	S410480200022		50 cc. RUNNER 50 LC	1997- 2001	S410170200002	
50 cc. BOULEVARD 50 4T	2009	S410480200022		50 cc. STALKER DT 50 ARIA	1997- 2004	S410170200002	
50 cc. BULTACO 50 LOBITO / ASTRO	1998- 2001	S410105200001		50 cc. STALKER SPECIAL EDITION	2007- 2009	S410170200002	
50 cc. GP1 OPEN EU2	2006- 2009	S410480200012		50 cc. STALKER 50	1997- 2004	S410480200012	Secondario EURO2
50 cc. GP1 50 LC	2001- 2003	S410480200012		50 cc. STALKER 50	1997- 2009	S410170200002	
50 cc. HUNTER / MANHATTAN 50	1996- 1997	S410105200002		50 cc. STORM EURO2	2007	S410170200002	
50 cc. PADDOCK ARIA 50	1998- 1999	S410105200002		50 cc. STORM 50	1993- 1997	S410170200001	
50 cc. PADDOCK LC 50	1998- 1999	S410105200002		50 cc. TYPHOON X / X KAT 50	1998- 1999	S410170200001	
50 cc. PREDATOR ARIA 50	1998- 2001	S410105200002		50 cc. TYPHOON XR 50	2000- 2001	S410170200001	
50 cc. PREDATOR LC 50	1998- 2001	S410105200002		50 cc. TYPHOON 50	1994- 1997	S410170200001	
50 cc. SENDA R X-RACE E2	2003	S410105200001		125 cc. NEXUS EURO 3	2007- 2008	S410480200019	
50 cc. SENDA R X-TREM 50	2003- 2005	S410105200001		125 cc. NEXUS EURO3 IE 125	2008- 2009	S410480200019	
50 cc. SENDA SM X-RACE 50	2005	S410480200001		125 cc. RUNNER FX 125 LC	1997- 2002	S410170200003	
50 cc. SENDA SM X-TREM 50	2002- 2004	S410105200001		125 cc. RUNNER VX RACE 4T	2006	S410480200019	
50 cc. SENDA SM 50	2000- 2001	S410105200001		125 cc. RUNNER VX 125 SC 4T	2006- 2007	S410480200019	
50 cc. SENDA 50 L	1998- 2000	S410105200001		125 cc. RUNNER VX 4T ST EURO3	2008- 2012	S410480200019	
50 cc. SENDA 50 R	1998- 2001	S410105200001		125 cc. RUNNER VX-VXR 125 4T LC	2000- 2001	S410480200018	
50 cc. SENDA 50 R DRD	2002	S410105200001		125 cc. RUNNER VX-VXR 125 4T LC	2002- 2006	S410480200019	
50 cc. SENDA 50 R DRD RACING LTD	2004- 2005	S410105200001		125 cc. TYPHOON X/XR 125	1999- 2000	S410170200004	
50 cc. SENDA 50 SM DRD / BLACK ED.	2002- 2003	S410105200001		125 cc. TYPHOON 125	1995- 1998	S410170200004	
50 cc. SENDA 50 SM DRD / BLACK ED.	2005	S410105200001		180 cc. RUNNER FXR 180	1997- 2002	S410170200003	
50 cc. SENDA 50 SM DRD RACING LTD / EU2	2004- 2005	S410105200001		180 cc. RUNNER VX-VXR 180 4T	2000- 2001	S410480200018	
50 cc. VAMOS 50	1993- 1995	S410105200002		200 cc. RUNNER VXR 200 RACE 4T	2006	S410480200019	
50 cc. VARIANT SPORT 2T	2012	S410480200012		200 cc. RUNNER VXR 200 ST EURO3 4T	2008	S410480200019	
100 cc. ATLANTIS AIR 100	2000- 2001	S410105200002		200 cc. RUNNER VX-VXR 4T 200	2002- 2006	S410480200019	
100 cc. ATLANTIS 100 4T	2004- 2006	S410480200004		250 cc. NEXUS EU3 250	2006- 2007	S410480200019	
125 cc. BOULEVARD 125 EU3	2002- 2004	S410480200011		250 cc. NEXUS SP EU3 250	2006- 2007	S410480200019	
125 cc. BOULEVARD 125 EU3	2008- 2012	S410480200022		300 cc. NEXUS 300	2008- 2009	S410480200019	
125 cc. GP1 EU2 125	2006	S410480200019		500 cc. FUOCO 500 RC IE	2007- 2011	S410480200019	
125 cc. GP1 LOW SEAT EU3	2007- 2008	S410480200019		HONDA			
125 cc. RAMBLA	2008	S410480200019		50 cc. DIO G / GP 50	1992- 1995	S410210200005	
125 cc. VARIANT SPORT 4T E3 125	2012	S410480200022		50 cc. DIO VISION NSC50	2011- 2014	S410210200082	
150 cc. BOULEVARD 150 EU3	2002- 2004	S410480200011		50 cc. PK 50 WALLARO	1991- 1996	S410210200006	
200 cc. BOULEVARD 200	2005	S410480200011		50 cc. SA 50	1991- 1995	S410210200004	
200 cc. GP1 200	2006	S410480200019		50 cc. SC01 50		S410210200002	
250 cc. GP1 250	2006	S410480200019		50 cc. SFX 50	1998	S410210200014	
250 cc. RAMBLA 250	2008	S410480200019		50 cc. SH SCOOPIY 50	1993- 1995	S410210200001	
DUCATI				50 cc. SH 50	1996- 2001	S410210200017	
748 cc. 748 BIPOSTO	1995- 2001	S410110200001		50 cc. SJ 50 BALI	1993- 2001	S410210200003	
748 cc. 748 BIPOSTO USA	1999	S410110200001		50 cc. SKY DX 50	1997- 1999	S410210200015	
748 cc. 748 R	2000	S410110200001		50 cc. SZX 50 X8R	1998- 1999	S410210200016	
748 cc. 748 S	2000	S410110200001		100 cc. SH 100	1997- 1999	S410210200017	
748 cc. 748 SP	1995- 1997	S410110200001		100 cc. SJ 100 BALI EX	1996- 1998	S410210200003	

APPLICAZIONI / APPLICATIONS	ANNO / YEAR	ATHENA #	NOTE / NOTES	APPLICAZIONI / APPLICATIONS	ANNO / YEAR	ATHENA #	NOTE / NOTES
HONDA							
110 cc. DIO VISION NSC110	2011-2014	S410210200082		50 cc. SENTO 50	2008	S410210200059	
125 cc. @ 125 NES LC	2000-2002	S410210200061		50 cc. SNIPER DD 50	1994-1996	S410210200009	
125 cc. DYLAN 125	2002-2007	S410210200061		50 cc. SNIPER 50	1993-1996	S410210200009	
125 cc. PANTHEON 125 LC	1998-2002	S410210200018		50 cc. SUPER 8 50	2007	S410210200059	
125 cc. PCX 125	2010-2011	S410210200075		50 cc. SUPER 8 50 2T	2009	S410210200012	
125 cc. PCX 125	2012	S410210200083		50 cc. SUPER 8 50 4T	2007-2009	S410210200059	
125 cc. PES INJECTION 125	2006-2010	S410210200061		50 cc. SUPER 9 SPORT EURO2 50	2003-2004	S410210200013	
125 cc. PS 125 IJECTION	2006-2008	S410210200061		50 cc. SUPER 9 50 LC	2000-2004	S410210200013	
125 cc. SH 125 4T LC	2001-2012	S410210200061		50 cc. TOP BOY 50	1997-2001	S410210200013	
150 cc. @ 150 NES LC	2000-2007	S410210200061		50 cc. TOPBOY ON / OFF ROAD 50	1997-2001	S410210200013	
150 cc. DYLAN 150	2002-2007	S410210200061		50 cc. VITALITY 50 2T	2004	S410210200013	
150 cc. PANTHEON 150 LC	1998-2002	S410210200018		50 cc. VITALITY 50 4T	2004	S410210200056	
150 cc. PCX 150	2012-2013	S410210200083		50 cc. YUP 50 / EURO2	2002-2003	S410210200013	
150 cc. PES INJECTION 150	2006-2010	S410210200061		125 cc. AGILITY EURO3 125	2006-2008	S410210200058	
150 cc. SH 150 4T LC	2001-2012	S410210200061		125 cc. AGILITY R16 125	2009-2012	S410210200057	
250 cc. FES 250 FORESIGHT 4T LC	2001-2005	S410480200024		125 cc. AGILITY 125	2006	S410210200058	
250 cc. JET 250	2001-2005	S410480200024		125 cc. AGILITY 125 RS	2009	S410210200058	
300 cc. SH 300 / ABS	2007-2013	S410210200074		125 cc. DINK CLASSIC 125 / EURO2	2003	S410210200055	
ITALJET							
50 cc. CRUISE 50	1993-1995	S410229200001		125 cc. DINK LX 125 4T LC	1998-2000	S410210200055	
50 cc. DRAGSTER 50 LC	1998-2000	S410220200002		125 cc. DOWNTOWN 125	2009	S410210200081	
50 cc. FORMULA 50	1994-2000	S410220200003		125 cc. GRAND DINK 125 / EURO2	2001-2004	S410210200054	
50 cc. JET SET 50	2001-2003	S410480200012		125 cc. GRAND DINK 125 EU3	2006-2007	S410210200054	
50 cc. PISTA 2 YANKEE 50	1993-1996	S410229200001		125 cc. LIKE 125	2009	S410210200080	
50 cc. REPORTER 50	1992-1994	S410485200001		125 cc. LIKE 125 LX	2012	S410210200080	
50 cc. SCOOP 2/3 50	1993-1996	S410229200001		125 cc. PEOPLE GTI 125	2010	S410210200079	
50 cc. TORPEDO 50	2001-2003	S410480200012	Motore PIAGGIO	125 cc. PEOPLE S 125 DD EURO3	2007-2008	S410210200057	
50 cc. TORPEDO 50 4T	2000-2003	S410480200011		125 cc. PEOPLE S 125 EURO3	2005-2007	S410210200057	
125 cc. DRAGSTER 125 LC	1999-2000	S410170200003		125 cc. PEOPLE 125 EURO2	2003	S410210200057	
125 cc. FORMULA 125	1997-1999	S410220200003		125 cc. PEOPLE 125 EURO3 / ONE I	2008-2011	S410210200057	
125 cc. JET SET 125	2001-2003	S410480200011		125 cc. PEOPLE 125 4T	1999-2000	S410210200057	
125 cc. TORPEDO 125 LEADER 4T	2000-2003	S410480200008		125 cc. SUPER DINK 125	2009-2011	S410210200076	
125 cc. TORPEDO 125 4T	1998-2000	S410480200008	Fino a <105673	125 cc. SUPER 8 125	2008-2009	S410210200057	
150 cc. JET SET 150	2001-2003	S410480200011		150 cc. AGILITY R16 150	2008-2009	S410210200057	
150 cc. TORPEDO 150 LEADER 4T	2000-2003	S410480200008		150 cc. DINK CLASSIC 150 / EURO2	2003	S410210200055	
180 cc. DRAGSTER 180 LC	1999-2000	S410170200003		150 cc. DINK LX 150 4T LC	1998-2000	S410210200055	
KAWASAKI							
200 cc. KDX 200	1989-2005	S410250200010		150 cc. GRAND DINK 150 / EURO2	2001-2004	S410210200054	
220 cc. KDX 220 A	1997-2005	S410250200010		150 cc. PEOPLE 150 EURO2	2003	S410210200057	
KYMCO							
50 cc. AGILITY CARRY 50 4T	2011	S410210200056		150 cc. PEOPLE 150 4T	1999-2000	S410210200057	
50 cc. AGILITY R12 50 4T	2007-2008	S410210200056		200 cc. AGILITY 200I R16 200	2010-2012	S410210200057	
50 cc. AGILITY R16 50 4T	2008-2012	S410210200059		200 cc. DINK CLASSIC 200	2004	S410210200055	
50 cc. AGILITY 2T R16 / NAKED 50	2010-2012	S410210200012		200 cc. DINK 200 EU3 I	2006-2007	S410210200054	
50 cc. AGILITY 50	2005	S410210200056		200 cc. DOWNTOWN I 200	2010	S410210200081	
50 cc. AGILITY 50 RS	2009	S410210200056		200 cc. LIKE 200	2009-2010	S410210200080	
50 cc. B&W 50 / EURO2	2002-2003	S410210200013		200 cc. LIKE 200 LX	2012	S410210200080	
50 cc. CX 50	1993-1997	S410210200010		200 cc. PEOPLE S 200 / PEOPLE S 200I	2005-2007	S410210200057	
50 cc. CX 50 SUPER	1994-1997	S410210200010		200 cc. PEOPLE S 200 / PEOPLE S 200I	2010	S410210200079	
50 cc. DINK CLASSIC EURO2 50	2003	S410210200013		200 cc. PEOPLE S 200 / PEOPLE S 200I	2010	S410210200079	
50 cc. DINK 50 AIR	1998-2002	S410210200013		250 cc. GRAND DINK EURO2 250	2001-2004	S410210200054	
50 cc. DJ 50 W	1994-2000	S410210200010		250 cc. PEOPLE S/PEOPLE S i 250	2006-2007	S410210200078	
50 cc. DJ 50 X	1991-1992	S410210200010		250 cc. PEOPLE 250 4T	2003-2004	S410210200078	
50 cc. DJ 50 Y	1993	S410210200010		250 cc. X CITING/ X CITING i 250	2006-2007	S410210200054	
50 cc. FEVER ZX EURO2 50	2003-2004	S410210200011		300 cc. DOWNTOWN 300 / ABS	2009-2011	S410210200076	
50 cc. FEVER ZX 50	1999-2000	S410210200011		300 cc. PEOPLE 300 GTi	2010-2011	S410210200079	
50 cc. HEROISM 50	1995-2001	S410210200009		300 cc. PEOPLE 300 SI	2008	S410210200078	
50 cc. KB 50	1995-2000	S410210200011		300 cc. SUPER DINK 300	2009-2011	S410210200076	
50 cc. K12 50	1995-2000	S410210200011		300 cc. X CITING 300I / R	2009	S410210200054	
50 cc. PEOPLE S 50	2005-2008	S410210200012		MALAGUTI			
50 cc. PEOPLE S 50 4T	2006-2008	S410210200059		50 cc. CENTRO SL KAT 50	1999-2000	S410485200037	
50 cc. PEOPLE 50	1999-2004	S410210200012		50 cc. CENTRO SL KAT 50	1999-2000	S410485200002	
50 cc. PEOPLE 50 EURO2	199-2003-2008-201	S410210200012		50 cc. CENTRO SL 50	1994-1998	S410485200037	
				50 cc. CENTRO SL 50	1994-1998	S410485200002	
				50 cc. CENTRO SL 50	2010	S410480200022	
				50 cc. CENTRO 4T	2008	S410480200022	

APPLICAZIONI / APPLICATIONS	ANNO / YEAR	ATHENA #	NOTE / NOTES	APPLICAZIONI / APPLICATIONS	ANNO / YEAR	ATHENA #	NOTE / NOTES
MALAGUTI							
50 cc. CENTRO 50 BASE	1993- 1994	S410485200002		50 cc. F15 TDS RESTYLING EURO1 50 LC	2001	S410325200003	
50 cc. CENTRO 50 BASE	1993- 1994	S4104852000037		50 cc. F15 50 FIRE FOX LC / KAT	1996- 1998	S410325200003	
50 cc. CIAK MASTER EU2	2006	S410325200004		50 cc. F15 50 F.TWIN DISK SP. / DIGIT KAT	1998- 2000	S410325200003	
50 cc. CIAK MASTER 4T 50	2005- 2006	S410480200022		50 cc. GRIZZLY 50 RCX 10 / 12	1990- 2007	S410325200002	
50 cc. CIAK MASTER 50	2004	S410325200004		50 cc. GRIZZLY 50 RCX 10/12	1990- 2007	S410325200002	
50 cc. CIAK MONO EURO 2.2.3 50	2003	S410325200004		50 cc. JX 50	1987- 1992	S410325200002	
50 cc. CIAK MONO EURO 2 50	2003	S410325200004		50 cc. MRX 50	1987- 1992	S410325200002	
50 cc. CIAK TD 50	2000- 2001	S410325200004		50 cc. RST 50	1989- 1995	S410325200002	
50 cc. CIAK 50	1999- 2000	S410325200004		50 cc. YESTERDAY-YESTERDAY EURO 50	1997- 2000	S410485200037	
50 cc. CROSSER 50 CR1	1995- 1999	S410325200001		50 cc. YESTERDAY-YESTERDAY EURO 50	1997- 2000	S410485200002	
50 cc. FIFTY FULL CX 50	1989- 1995	S410325200002		100 cc. CIAK 100	1999- 2000	S410325200005	
50 cc. FIFTY 50 EVOLUTION	1990- 1994	S410325200002		100 cc. F12 100 PHANTOM	1999- 2000	S410325200005	
50 cc. FIFTY 50 HF / MIX	1989- 1993	S410325200002		125 cc. CIAK MASTER EURO 3	2006	S410210200057	
50 cc. FIFTY 50 TOP	1989- 1998	S410325200002		125 cc. CIAK MASTER 125	2004	S410210200057	
50 cc. FIFTY 50 TOP	1989- 1998	S410325200002		125 cc. CIAK RESTYLING EURO2 125	2003	S410210200057	
50 cc. FIFTY 50 UP	1994	S410325200002		125 cc. CIAK 125 4T	2000- 2001	S410210200057	
50 cc. F10 JET LINE 50 / KAT	1992- 2000	S4104852000037		125 cc. MADISON 3 125	2006- 2009	S410480200019	
50 cc. F10 JET LINE 50 / KAT	1992- 2000	S410485200002		150 cc. CIAK MASTER 150	2004	S410210200057	
50 cc. F10 RESTYLING / EURO2-2.3	2003- 2004	S410485200002		150 cc. CIAK RESTYLING EURO2 150	2003	S410210200057	
50 cc. F10 RESTYLING / EURO2-2.3	2003- 2004	S4104852000037		150 cc. CIAK 150 4T	2000- 2002	S410210200057	
50 cc. F10 RESTYLING EURO2 50	2002- 2006	S4104852000037		180 cc. MADISON R 180 4T LC	2001- 2002	S410480200018	
50 cc. F10 RESTYLING EURO2 50	2002- 2006	S410485200002		200 cc. CIAK MASTER 200	2006	S410210200057	
50 cc. F10 RESTYLING EU1 50	2001- 2002	S4104852000037		200 cc. MADISON S RESTYLING/EU2 200	2002- 2003	S410480200019	
50 cc. F10 RESTYLING EU1 50	2001- 2002	S410485200002		200 cc. PHANTOM MAX 200	2003	S410480200019	
50 cc. F10 50 AC / ECO	2008- 2009	S410485200002		250 cc. MADISON RS RESTYLING 250	2004	S410480200019	
50 cc. F10 50 AC / ECO	2008- 2009	S4104852000037		250 cc. MADISON 3 250	2006- 2009	S410480200019	
50 cc. F12 PHANTOM EURO1 50	1999- 2000	S4104852000037		250 cc. PHANTOM MAX 250	2004	S410480200019	
50 cc. F12 PHANTOM EURO1 50	1999- 2000	S410485200002		MBK			
50 cc. F12 PHANTOM EURO1 50 LC	1999- 2000	S4104852000037		50 cc. BOOSTER CW 50 R / RS / RSP / RSX / KAT	1990- 2004	S410485200003	
50 cc. F12 PHANTOM EURO1 50 LC	1999- 2000	S410485200002		50 cc. CR 50 Z TARGET	1991- 1995	S410485200004	
50 cc. F12 PHANTOM RESTYLING EU1 50	2001- 2002	S4104852000037		50 cc. CS MACH G 50	2002- 2004	S410485200037	
50 cc. F12 PHANTOM RESTYLING EU1 50	2001- 2002	S410485200002		50 cc. CS MACH G 50	2002- 2004	S410485200002	
50 cc. F12 PHANTOM RESTYLING EU1 50 LC	2001- 2002	S410485200002		50 cc. CT 50 S / SS SORRISO	1991- 1995	S410485200001	
50 cc. F12 PHANTOM RESTYLING EU1 50 LC	2001- 2002	S4104852000037		50 cc. EW STUNT 50	2000- 2002	S410485200003	
50 cc. F12 PHANTOM RESTYLING EU2 50	2002- 2003	S410485200002		50 cc. YA R FORTE 50	1994- 1998	S410485200002	
50 cc. F12 PHANTOM RESTYLING EU2 50	2002- 2003	S4104852000037		50 cc. YA R FORTE 50	1994- 1998	S410485200037	
50 cc. F12 PHANTOM RESTYLING EU2 50 LC	2002	S4104852000037		50 cc. YA TA NEW SORRISO 50	1995- 1996	S410485200001	
50 cc. F12 PHANTOM RESTYLING EU2 50 LC	2002	S410485200002		50 cc. YE EVOLIS 50	1992- 1997	S410485200037	
50 cc. F12 PHANTOM RESTYLING EU2-2.3 50	2003- 2004	S4104852000037		50 cc. YE EVOLIS 50	1992- 1997	S410485200002	
50 cc. F12 PHANTOM RESTYLING EU2-2.3 50	2003- 2004	S410485200002		50 cc. YH 50 FLIPPER	1998- 2000	S410485200012	
50 cc. F12 PHANTOM RESTYLING EU2-2.3 50 LC	2003- 2004	S4104852000037		50 cc. YH 50 FLIPPER CAT	1999- 2000	S410485200012	
50 cc. F12 PHANTOM RESTYLING EU2-2.3 50 LC	2003- 2004	S410485200002		50 cc. YH 50 FLIPPER EURO2	2003- 2004	S410485200012	
50 cc. F12 RESTYLING EU2 50	2006	S410485200002		50 cc. YM 50 FIZZ	1994- 1995	S410485200002	
50 cc. F12 RESTYLING EU2 50	2006	S4104852000037		50 cc. YM 50 FIZZ	1994- 1995	S410485200037	
50 cc. F12 RESTYLING EU2 50 LC	2006	S4104852000037		50 cc. YN R OVETTO 50	1997- 2004	S410485200037	
50 cc. F12 RESTYLING EU2 50 LC	2006	S410485200002		50 cc. YN R OVETTO 50	1997- 2004	S410485200002	
50 cc. F12 50 PHANTOM AC / KAT / RESTYLING	1999- 2004	S4104852000037		50 cc. YQ L NITRO JAGUAR 50	2004	S410485200037	
50 cc. F12 50 PHANTOM AC / KAT / RESTYLING	1999- 2004	S410485200002		50 cc. YQ L NITRO JAGUAR 50	2004	S410485200002	
50 cc. F12 50 PHANTOM LC / KAT / RESTYLING	1994- 2004	S410485200002		50 cc. YQ NITRO 50 LC / CAT	1997- 2004	S410485200037	
50 cc. F12 50 PHANTOM LC / KAT / RESTYLING	1994- 2004	S4104852000037		50 cc. YQ NITRO 50 LC / CAT	1997- 2004	S410485200002	
50 cc. F12 50 PHANTOM LC TWIN DISK	1998	S410485200002		100 cc. BOOSTER YW 100	1999- 2001	S410485200013	
50 cc. F12 50 PHANTOM LC TWIN DISK	1998	S4104852000037		100 cc. YN OVETTO 100	2000- 2001	S410485200013	
50 cc. F12R PHANTOM 50 AC	2007- 2010	S4104852000037		100 cc. YQ NITRO 100	2000- 2001	S410485200013	
50 cc. F12R PHANTOM 50 AC	2007- 2010	S410485200002		150 cc. XC VERTEX 150	1997	S410485200010	
50 cc. F12R PHANTOM 50 LC	2007- 2010	S4104852000037		250 cc. YP SKYLINER 250 4T	2000- 2003	S410485200009	
50 cc. F12R PHANTOM 50 LC	2007- 2010	S410485200002		PEUGEOT			
50 cc. F15 FIREFOX EURO2 50	2002- 2003	S4104852000037		50 cc. BUXY 50	1994- 1998	S410420200004	
50 cc. F15 FIREFOX EURO2 50	2002- 2003	S410485200002		50 cc. ELYSEO 50	1999	S410420200004	
50 cc. F15 FIREFOX RESTYLING EURO2-2.3 50	2003- 2004	S4104852000037		50 cc. ELYSTAR 50 TSDI	2003- 2005	S410420200004	
50 cc. F15 FIREFOX RESTYLING EURO2-2.3 50	2003- 2004	S410485200002		50 cc. FOX 50 / L	1994- 1998	S410420200005	
50 cc. F15 FIREFOX 50 AC	2005- 2006	S410485200002		50 cc. LOOXOR 50	2001- 2003	S410420200004	
50 cc. F15 FIREFOX 50 AC	2005- 2006	S4104852000037		50 cc. LOOXOR 50 TSDI	2002	S410420200004	
50 cc. F15 RESTYLING EURO2 50 LC	2004- 2005	S410485200002		50 cc. METAL-X 50	2002	S410420200004	
50 cc. F15 RESTYLING EURO2 50 LC	2004- 2005	S4104852000037					

APPLICAZIONI / APPLICATIONS	ANNO / YEAR	ATHENA #	NOTE / NOTES
PEUGEOT			
50 cc. SC 50 METROPOLIS LM	1984- 1993	S410420200001	
50 cc. SPEEDAKE 50	1995- 1997	S410420200004	
50 cc. SPEEDFIGHT 2	2005- 2006	S410420200004	
50 cc. SPEEDFIGHT 2 LC 307WRC-SILVERSPOR	2005- 2006	S410420200004	
50 cc. SPEEDFIGHT 50	1997- 1998	S410420200004	
50 cc. SPEEDFIGHT 50 KAT	1999	S410420200004	
50 cc. SPEEDFIGHT 50 LC	1997- 1998	S410420200004	
50 cc. SQUAB 50	1995- 1997	S410420200004	
50 cc. ST 50 RAPIDO/ L / L2 / 3		S410420200002	
50 cc. SV 50 GEO	1991- 1995	S410420200003	
50 cc. TREKKER 2 WRC	2004- 2006	S410420200004	
50 cc. TREKKER 50 / ROAD	1998- 2001	S410420200004	
50 cc. VIVACITY 50 KAT	1999- 2002	S410420200004	
50 cc. X-FIGHT 50	2000- 2001	S410420200004	
50 cc. X-FIGHT 50 LC	2000- 2001	S410420200004	
50 cc. X-RACE 50	2003	S410420200004	
50 cc. ZENITH 50 LN / LS / N	1994- 1998	S410420200004	
100 cc. ELYSEO 100	1999- 2001	S410420200006	
100 cc. LOOXOR 100	2001	S410420200006	
100 cc. SPEEDFIGHT 100	1997- 2001	S410420200006	
100 cc. SV 100 L	1998	S410420200003	
100 cc. TREKKER 100	1998- 2001	S410420200006	
100 cc. VIVACITY 100	1999- 2001	S410420200006	
100 cc. X-FIGHT 100	2000- 2001	S410420200006	
125 cc. ELYSEO 125 4T LC	1999- 2001	S410420200007	
125 cc. ELYSTAR 125	2002- 2003	S410420200007	
125 cc. SATELIS	2006	S410420200008	
150 cc. ELYSEO 150 4T LC	2001- 2003	S410420200007	
150 cc. ELYSTAR 150	2003	S410420200007	
250 cc. GEO RS 250	2008- 2009	S410480200019	
250 cc. GEOPOLIS 250	2007- 2009	S410480200019	
250 cc. SATELIS 250	2007- 2009	S410480200019	
250 cc. SV 250	2001- 2002	S410480200024	
400 cc. GEO RS 400	2007- 2009	S410480200019	
400 cc. GEOPOLIS 400	2007- 2009	S410480200019	
400 cc. SATELIS / RS 400	2007 - 2012	S410480200019	
500 cc. GEOPOLIS 500	2007- 2009	S410480200019	
500 cc. SATELIS 500	2007 - 2012	S410480200019	
PIAGGIO			
50 cc. DIESIS 50	2000- 2001	S410480200012	
50 cc. DIESIS 50	2001	S410170200002	
50 cc. FLY 50 2T	2005	S410480200012	
50 cc. FLY 50 2T	2005	S410170200002	
50 cc. FLY 50 2T	2005- 2010	S410170200002	
50 cc. FLY 50 4T	2005- 2012	S410480200022	
50 cc. FREE 50	1992- 2000	S410480200004	
50 cc. FREE 50 FL	1995- 2002	S410480200004	
50 cc. LIBERTY MOC 50 2T	2009- 2011	S410170200002	
50 cc. LIBERTY MOC 50 4T	2009- 2010	S410170200002	
50 cc. LIBERTY MOC 50 4T	2009- 2010	S410480200020	
50 cc. LIBERTY MOC 50 4T	2009- 2010	S410480200025	
50 cc. LIBERTY 2T	2006- 2008	S410170200002	
50 cc. LIBERTY 4T DELIVERY TNT 50	2009	S410480200025	
50 cc. LIBERTY 50	1997- 2005	S410480200009	
50 cc. LIBERTY 50 PTT EU2 2T	2004- 2005	S410480200012	
50 cc. LIBERTY 50 PTT EU2 2T	2004- 2005	S410170200002	
50 cc. LIBERTY 50 RST 2T	2004	S410480200012	
50 cc. LIBERTY 50 RST 2T	2004	S410170200002	
50 cc. LIBERTY 50 RST 4T	2004- 2006	S410480200015	
50 cc. LIBERTY 50 SPORT 2T	2006- 2008	S410170200002	
50 cc. LIBERTY 50 SPORT 4T / EU3	2006- 2008	S410480200015	
50 cc. LIBERTY 50 4T	2000- 2008	S410480200015	
50 cc. NRG MC3 50 LC	2001- 2004	S410170200002	

APPLICAZIONI / APPLICATIONS	ANNO / YEAR	ATHENA #	NOTE / NOTES
50 cc. NRG POWER DD 50	2005- 2010	S410480200012	
50 cc. NRG POWER DT 50	2006- 2008	S410480200012	
50 cc. NRG POWER PUREJET 50	2004- 2011	S410170200002	
50 cc. NRG PUREJET 50	2002- 2004/20	S410170200002	
50 cc. NRG 50 / RST MC2 LC	1994- 1998	S410170200001	
50 cc. NRG 50 EXTREME	1999- 2000	S410170200002	
50 cc. NRG 50 MC3 DD LC	2001	S410480200012	
50 cc. NRG 50 RST MC2 W DISCO	1996- 1998	S410170200002	
50 cc. NTT 50 LC	1995- 1998	S410480200001	
50 cc. NTT 50 LC	1995- 1998	S410170200001	
50 cc. QUARTZ 50	1992- 1997	S410480200002	
50 cc. SFERA 50 / BASE	1991- 1994	S410480200001	
50 cc. SFERA 50 MAQUILLAGE 2	1994	S410480200001	
50 cc. SFERA 50 RST	1995- 1997	S410480200008	
50 cc. TYPHOON 5 KAT ARIA	2001	S410480200012	
50 cc. TYPHOON 50	2001 - 2012	S410480200012	
50 cc. VELOFAX 50	1996- 1999	S410480200010	
50 cc. VESPA ET4 50 ARIA	2000- 2005	S410480200011	
50 cc. VESPA FL2 AUTOMATICA	1990	S410480200021	
50 cc. VESPA LX 50 FL 2T	2009- 2011	S410480200012	
50 cc. VESPA LX 50 2T	2005- 2008	S410480200012	
50 cc. VESPA LX 50 2T TOURING	2009- 2011	S410480200012	
50 cc. VESPA LX 50 4T	2005- 2008	S410480200012	
50 cc. VESPA LX 50 4T 4V / TOURING	2009- 2011	S410480200022	
50 cc. VESPA LXV NAVY 50 2T	2008	S410480200012	
50 cc. VESPA LXV 2T	2006- 2009	S410480200012	
50 cc. VESPA PK 50 S AUTOMATICA	1984- 1989	S410480200021	
50 cc. VESPA PK 50 XL / XLS / RUSH / A.E.	1958- 1990	S410480200021	
50 cc. VESPA S 2T	2007- 2010	S410480200012	
50 cc. VESPA S 50 4T 4V	2008- 2010	S410480200022	
50 cc. VESPA 50 ET2 - CARBURATORE	1997- 2005	S410480200008	
50 cc. VESPA 50 ET2 I.E.	1997- 2001	S410480200008	
50 cc. ZIP & ZIP 50 BIMODALE	1994- 1997	S410480200016	
50 cc. ZIP FAST RAIDER RST 50	1996- 1997	S410480200013	
50 cc. ZIP 50 / BASE / RST / RESTYLING / FAST R	1992- 1996	S410480200003	
50 cc. ZIP 50 / BASE / RST / RESTYLING / FAST R	1996- 1999	S410480200013	
50 cc. ZIP 50 H2O / SP	1996- 2000	S410480200013	
50 cc. ZIP 50 H2O / SP	2001- 2004	S410480200012	
50 cc. ZIP 50 SP EU2	2006 - 2012	S410480200012	
50 cc. ZIP 50 4T	2000- 2001	S410480200003	
50 cc. ZIP 50 4T	2000- 2008	S410480200020	
80 cc. SKR 80 CITY	1999	S410170200004	
100 cc. DIESIS 100	2001	S410105200002	
100 cc. FLY 4T	2006- 2008	S410480200022	
100 cc. FREE 100	2002- 2003	S410480200004	
100 cc. ZIP 4T	2006 - 2012	S410480200020	
125 cc. BEVERLY TOURER 125 EU3	2008- 2010	S410480200019	
125 cc. BEVERLY 125	2001- 2003	S410480200019	
125 cc. BEVERLY 125 EU3	2007- 2008	S410480200019	
125 cc. BEVERLY 125 MIC EU3	2007	S410480200019	
125 cc. BEVERLY 125 RST	2004- 2007	S410480200019	
125 cc. BEVERLY 125 RST 4T 4V IE EURO3	2012	S410480200019	
125 cc. BEVERLY 125 SPORT EU3	2007- 2008	S410480200019	
125 cc. CARNABY 125	2007- 2010	S410480200019	
125 cc. FLY 125	2005- 2008	S410480200022	
125 cc. FLY 125	2005- 2008	S410480200023	
125 cc. HEXAGON LX4 125 4T	1998- 1999	S410480200008	
125 cc. HEXAGON 125 LX 2T LC	1998- 1999	S410480200006	
125 cc. HEXAGON 125 2T LC	1994- 1997	S410480200006	
125 cc. LIBERTY MOC 125 4T	2009 - 2012	S410480200022	
125 cc. LIBERTY SPORT EU3 125 4T	2006- 2008	S410480200015	
125 cc. LIBERTY 125 DELIVERY 4T EURO3	2008	S410480200015	
125 cc. LIBERTY 125 RST / PTT	2004- 2006	S410480200015	
125 cc. LIBERTY 125 SPORT	2006	S410480200015	

APPLICAZIONI / APPLICATIONS PIAGGIO	ANNO / YEAR	ATHENA #	NOTE / NOTES	APPLICAZIONI / APPLICATIONS	ANNO / YEAR	ATHENA #	NOTE / NOTES
125 cc. LIBERTY 125 4T	1998- 2001	S410480200008		150 cc. X8 STREET EURO 2	2006- 2008	S410480200022	
125 cc. LIBERTY 125 4T	2006- 2008	S410480200015		180 cc. HEXAGON 180 LXT	1998- 1999	S410480200006	
125 cc. LIBERTY 125 4T (LEADER E.G.)	2000- 2001	S410480200015		180 cc. X9 AMALFI 180 4T LC	2000- 2003	S410480200018	
125 cc. MP3 YOURBAN ERL 125	2011	S410480200019		200 cc. BEVERLY 200 4T	2001- 2003	S410480200019	
125 cc. MP3 125	2007- 2010	S410480200017		200 cc. CARNABY	2007- 2008	S410480200019	
125 cc. MP3 125 IE / IBRIDO	2008- 2010	S410480200017		200 cc. LIBERTY 200 RST / EURO3	2004- 2008	S410480200015	
125 cc. SFERA 125 4T LC	1995- 1998	S410480200008		200 cc. LIBERTY 200 SPORT	2006	S410480200015	
125 cc. SKIPPER 125 2T / LX	1994- 1997	S410480200005		200 cc. VESPA GRANTURISMO/EU3 200	2003- 2006	S410480200017	
125 cc. SKIPPER 125 2T / LX	1998- 1999	S410170200003		200 cc. X8 200	2004- 2006	S410480200017	
125 cc. SKIPPER 125 4T	2000- 2002	S410480200011		200 cc. X9 EVOLUTION 200	2003	S410480200019	
125 cc. TYPHOON 2V E3 125	2010- 2011	S410480200022		200 cc. X9 200	2002- 2003	S410480200019	
125 cc. VESPA GRANTURISMO/EU3 125	2003- 2007	S410480200017		250 cc. BEVERLY CRUISER 250	2007- 2009	S410480200019	
125 cc. VESPA GTS EURO 3	2007- 2009	S410480200017		250 cc. BEVERLY RST 250	2004- 2005	S410480200019	
125 cc. VESPA GTS IE SUPER 125 4T	2009- 2012	S410480200017		250 cc. BEVERLY SPORT 250	2006- 2008	S410480200019	
125 cc. VESPA GTV 125	2007- 2008	S410480200017		250 cc. BEVERLY TOURER 250 EU3	2008- 2009	S410480200019	
125 cc. VESPA GTV 4T NAVY EU3 125	2008	S410480200017		250 cc. BEVERLY 250	2006- 2007	S410480200019	
125 cc. VESPA LX EURO 3 / IE 125	2005- 2010	S410480200022		250 cc. BEVERLY 250 IE EU3	2006- 2008	S410480200019	
125 cc. VESPA LX EURO 3 / IE 125	2005- 2010	S410480200023		250 cc. BEVERLY 250 MIC EU3	2007	S410480200019	
125 cc. VESPA LX 125	2005- 2006	S410480200023		250 cc. CARNABY 250	2008	S410480200019	
125 cc. VESPA LX 125	2005- 2006	S410480200022		250 cc. MP3 250	2006- 2008	S410480200017	
125 cc. VESPA LX 125 TOURING	2010- 2011	S410480200022		250 cc. MP3 250 LT	2009	S410480200017	
125 cc. VESPA LX 125 4T FL	2009	S410480200022		250 cc. MP3 250 MIC	2008- 2009	S410480200017	
125 cc. VESPA LX 125 4T FL	2009	S410480200023		250 cc. VESPA GTS 250 / GTS ABS	2005- 2010	S410480200017	
125 cc. VESPA LXV IE 4T	2010- 2012	S410480200022		250 cc. VESPA GTV 250	2006- 2009	S410480200017	
125 cc. VESPA LXV 4T EURO 3 125	2006- 2009	S410480200022		250 cc. VESPA GTV 4T NAVY EU3 250	2008	S410480200017	
125 cc. VESPA LXV 4T EURO 3 125	2006- 2009	S410480200023		250 cc. X EVO 250	2007	S410480200017	
125 cc. VESPA LXV 4T NAVY EURO3	2008	S410480200022		250 cc. X7/EU3 250	2008	S410480200019	
125 cc. VESPA PK 125 S AUTOMATICA	1984- 1989	S410480200021		250 cc. X8/EU3 250	2005- 2008	S410480200017	
125 cc. VESPA S 4T EU3 125	2007- 2010	S410480200023		250 cc. X9 250	2000- 2001	S410480200024	
125 cc. VESPA S 4T EU3 125	2007- 2010	S410480200022		250 cc. X9 250 EVOLUTION	2004- 2006	S410480200019	
125 cc. VESPA 125 ET4	1996- 1999	S410480200008		300 cc. BEVERLY TOURER IE / RST 4T 4V IE EU3	2009- 2010	S410480200019	
125 cc. VESPA 125 ET4	1999- 2002	S410480200011		300 cc. BEVERLY 300 RST 4T 4V IE EURO3	2010- 2013	S410480200019	
125 cc. X EVO 125	2007- 2012	S410480200017		300 cc. CARNABY CRUISER 300	2009- 2010	S410480200019	
125 cc. X10 4T 4V IE EURO3 125	2012	S410480200019		300 cc. MP3 IE LT / MIC	2010- 2011	S410480200017	
125 cc. X7 EU3 125	2008	S410480200019		300 cc. MP3 YOURBAN ERL 300	2011	S410480200019	
125 cc. X7 EVO IE EURO3 125	2009- 2010	S410480200019		300 cc. VESPA GTS IE	2012	S410480200017	
125 cc. X8 PREMIUM EU2/EU3 125	2006	S410480200017		300 cc. VESPA GTS SUPER / SUPER SPORT 300	2008- 2012	S410480200017	
125 cc. X8 STREET EURO 2	2006	S410480200022		300 cc. VESPA GTV 4T 4V IE	2010- 2012	S410480200017	
125 cc. X8 STREET EURO 2	2006	S410480200023		300 cc. X7 EVO 300 IE EURO3	2009- 2010	S410480200019	
125 cc. X8 125	2004- 2006	S410480200017		400 cc. BEVERLY TOURER 400 EURO3	2008- 2010	S410480200019	
125 cc. X9 EVOLUTION 125 EU3	2003	S410480200019		400 cc. BEVERLY 400 EURO3	2006- 2007	S410480200019	
125 cc. X9 EVOLUTION 125 EU3	2005- 2006	S410480200017		400 cc. MP3 MIC 400	2008- 2009	S410480200019	
125 cc. X9 125 4T	2001- 2002	S410480200018		400 cc. MP3 400	2007- 2008	S410480200019	
125 cc. ZIP 125	2000- 2002	S410480200014		400 cc. MP3 400 LT	2009- 2012	S410480200019	
150 cc. FLY / EURO3	2005- 2010	S410480200023		400 cc. X EVO 400	2007- 2011	S410480200019	
150 cc. FLY / EURO3	2005- 2010	S410480200022		400 cc. X8 400 EU3	2006- 2008	S410480200019	
150 cc. HEXAGON 150 2T	1994- 1997	S410480200006		500 cc. BEVERLY CRUISER 500	2007- 2012	S410480200019	
150 cc. LIBERTY MOC 150 4T	2009- 2013	S410480200022		500 cc. BEVERLY 500	2002- 2006	S410480200019	
150 cc. LIBERTY 150 4T EURO3 / SPORT 150 4T	2008	S410480200015		500 cc. BEVERLY 500 EURO3	2006- 2008	S410480200019	
150 cc. LIBERTY 150 4T (LEADER E.G.)	1998- 2002	S410480200008		500 cc. MP3 RT - LT SPORT - BUSINESS 500	2012	S410480200019	
150 cc. SKIPPER 150 2T / LX	1994- 1997	S410480200005		SUZUKI			
150 cc. SKIPPER 150 2T / LX	1998- 1999	S410170200003		50 cc. AH 50 ADDRESS	1992- 1995	S410510200005	
150 cc. SKIPPER 150 4T	2000- 2002	S410480200011		50 cc. AJ 50 ZZ SEPIA S	1995- 1997	S410510200006	
150 cc. VESPA ET4 150 4T	1999- 2002	S410480200011		50 cc. AP 50 R / T R7	1994- 1997	S410510200005	
150 cc. VESPA GT/LX EURO 3	2006- 2007	S410480200017		50 cc. AY A 50	2005- 2006	S410510200036	
150 cc. VESPA LX EU3 / IE 150	2006- 2011	S410480200023		50 cc. AY AYW	2001- 2004	S410510200007	
150 cc. VESPA LX EU3 / IE 150	2006- 2011	S410480200022		50 cc. AY 50 AIR	2001- 2004	S410510200007	
150 cc. VESPA LX EU3 / IE 150	2006- 2010	S410480200022		50 cc. AY 50 KATANA	1997- 2001	S410510200007	
150 cc. VESPA LX 150	2005- 2006	S410480200022		50 cc. AY 50 KATANA LC / R	1997- 2001	S410510200007	
150 cc. VESPA LX 150	2005- 2006	S410480200023		50 cc. AY 50 W LC	2001- 2004	S410510200007	
150 cc. VESPA LX 4T FL / TOURING 150	2009- 2011	S410480200022		50 cc. CP 50	1990- 1994	S410510200001	
150 cc. VESPA S 150 4T / IE	2008- 2009	S410480200023	Carb only	50 cc. UF ESTILETE 50	2000	S410510200007	
150 cc. VESPA S 150 4T / IE	2008- 2010	S410480200022		50 cc. UX ZILLION 50 LC	1999- 2001	S410510200007	
150 cc. X8 STREET EURO 2	2006- 2008	S410480200023					

APPLICAZIONI / APPLICATIONS	ANNO / YEAR	ATHENA #	NOTE / NOTES
SUZUKI			
65 cc. RM 65	2003-2004	S410510200012	
110 cc. UG 110 HOKUTO	2000-2001	S410510200008	
125 cc. EPICURO 125 4T LC	1999-2001	S410510200009	
125 cc. UH BURGMAN 125	2002-2006	S410510200037	
150 cc. EPICURO 150 4T LC	1999-2001	S410510200009	
150 cc. UH BURGMAN 150	2002-2006	S410510200037	
250 cc. AN BURGMAN 250 4T LC	1998-2006	S410510200010	
400 cc. AN BURGMAN 400 4T LC	1999-2006	S410510200010	
SYM			
50 cc. JET EURO X EU2 50	2003-2004	S410550200001	
50 cc. JET 4 R 50	2013	S410550200001	
50 cc. JET 50	1997-1999	S410210200009	
50 cc. JET 50	2000-2001	S410550200001	
50 cc. JUNGLE 50	1999	S410210200009	
50 cc. JUNGLE 50	2000	S410550200001	
50 cc. MASK 50	2000-2004	S410550200001	
50 cc. RED DEVIL	1999-2000	S410210200009	
50 cc. SUPER FANCY 50	1998-2001	S410210200009	
125 cc. EURO MX 125	2002-2004	S410550200002	
125 cc. HD EVO 125 / DT / TAMBURO	2005-2010	S410550200003	
125 cc. HD 125 / HD2 / EU2 / EU3	2003-2011	S410550200003	
125 cc. SHARK 125 4V 4T ARIA	1999-2000	S410550200002	
150 cc. EURO MX 150	2002-2004	S410550200002	
150 cc. SHARK 150 4T	2000-2001	S410550200002	
200 cc. HD 200 EVO/EU2/EU3 I/TAMBURO I	2003-2011	S410550200003	
YAMAHA			
50 cc. BWS BUMP 50	1997-1998	S410485200003	
50 cc. BWS NAKED 50	2003-2012	S410485200003	
50 cc. BWS NEXT GENERATION 50	1997-2006	S410485200003	
50 cc. BWS NEXT GENERATION 50 KAT	1999-2001	S410485200003	
50 cc. BWS ORIGINAL EURO2 50	2003	S410485200003	
50 cc. BWS ORIGINAL 50 / SPY	1997-2002	S410485200003	
50 cc. BWS R 50	2001	S410485200003	
50 cc. BWS 50	2006-2012	S410485200003	
50 cc. CR Z TARGET 50	1991-1995	S410485200004	
50 cc. CS JOG R 50	2002-2011	S410485200002	
50 cc. CS JOG R 50	2002-2011	S410485200037	
50 cc. CS 50 JOG R EURO2	2002-2005	S410485200002	
50 cc. CS 50 JOG R EURO2	2002-2005	S410485200037	
50 cc. CT S	1990-1995	S410485200001	
50 cc. CT 50 SUPER SPORT	1990-1995	S410485200001	
50 cc. CW BWS ORIGINAL EURO2 50	2002	S410485200003	
50 cc. CW L BWS 50	2003-2004	S410485200003	
50 cc. CW SP BWS ORIGINAL EURO2 50	2002	S410485200003	
50 cc. CW 50 RS SPY	1995-1998	S410485200003	
50 cc. EW SLIDER 50	2000-2002	S410485200003	
50 cc. YA R AXIS 50	1995-1996	S410485200037	
50 cc. YA R AXIS 50	1995-1996	S410485200002	
50 cc. YA ZA JOG Z 50	1990-1995	S410485200002	
50 cc. YA ZA JOG Z 50	1990-1995	S410485200037	
50 cc. YA ZA JOG Z 50	1995-1996	S410485200001	
50 cc. YH WHY 50	1998-2006	S410485200012	
50 cc. YH 50 WHY EURO2	2003-2005	S410485200012	
50 cc. YM 50 BREEZE	1994-1995	S410485200002	
50 cc. YM 50 BREEZE	1994-1995	S410485200037	
50 cc. YN R NEO'S 50 / OVETTO	1997-2002	S410485200002	
50 cc. YN R NEO'S 50 / OVETTO	1997-2002	S410485200037	
50 cc. YN 50 NEO'S EURO2	2002-2003	S410485200037	
50 cc. YN 50 NEO'S EURO2	2002-2003	S410485200002	
50 cc. YQ AEROX 50 LC	1997-2012	S410485200037	
50 cc. YQ AEROX 50 LC	1997-2012	S410485200002	
50 cc. YQ L AEROX EURO2 50	2003	S410485200037	
50 cc. YQ L AEROX EURO2 50	2003	S410485200002	

APPLICAZIONI / APPLICATIONS	ANNO / YEAR	ATHENA #	NOTE / NOTES
50 cc. YW50 ZUMA 50	2009-2011	S410485200013	
100 cc. BWS 100	1999-2001	S410485200013	
100 cc. YN NEO'S 100	2000-2002	S410485200013	
100 cc. YQ AEROX 100	2000-2002	S410485200013	
125 cc. NXC CYGNUS X 125	2004-2011	S410485200036	
125 cc. VINO 125	2006-2009	S410485200035	
125 cc. XC CYGNUS 125 4T	2000-2003	S410485200035	
125 cc. X-CITY 125 VP	2008-2010	S410485200047	
125 cc. X-MAX 125 YP R / ABS	2006-2012	S410485200047	
125 cc. XN TEO'S 125 4T LC	2000	S410485200035	
150 cc. XC FLY ONE 150	1990-1995	S410485200010	
150 cc. XC 150 FLY ONE R	1990-1999	S410485200010	
150 cc. XN TEO'S 150 4T LC	2001-2002	S410485200035	
250 cc. X-CITY 250 VP	2007-2012	S410485200047	
250 cc. X-MAX 250 YP R / BLACK	2005-2012	S410485200047	
250 cc. YP 250 MAJESTY 4T LC / DX / ABS	1996-2003	S410485200009	

APPLICAZIONI PER CODICE / APPLICATION BY CODE

APPLICAZIONI / APPLICATIONS	ANNO/YEAR	APPLICAZIONI / APPLICATIONS	ANNO/YEAR
CA8925		APRILIA	
APRILIA		100 cc. SCARABEO MOT.MINARELLI-YAMAHA	2000
1.000 cc. ETV CAPO NORD / RALLY / ABS	2001	100 cc. SCARABEO 100	2000
S41000200001		S410010200015	
ALTERNATIVA: FILTRO ARIA UNIVERSALE PPI45		APRILIA	
0 cc. FILTRO 400X300 SP.10 MM COLORE ROSSO	0 - 0	125 cc. HABANA 125 / CUSTOM	1999 - 2001
S41000200002		125 cc. MOJITO CUSTOM	1999 - 2001
ALTERNATIVA: FILTRO ARIA UNIVERSALE PPI45		125 cc. MOJITO RETRO	1999 - 2001
0 cc. FILTRO 400X300 SP.12 MM COLORE ROSSO	0 - 0	S410060200001	
S410010200001		BETA	
APRILIA		50 cc. QUADRA CHRONO 502 50	1995 - 1999
50 cc. SCARABEO 50	1993 - 2005	50 cc. TEMPO 50	1994 - 1999
S410010200002		S410068200001	
APRILIA		BMW	
50 cc. AMICO 50	1990 - 2000	450 cc. R 45	1978 - 1985
50 cc. SR 50 / REPLICIA ARIA	1993	650 cc. R 65 / LS / T / GS / 20 / 35 / RT	1978 - 1987
S410010200003		800 cc. R 80 / 7	1984 - 1987
APRILIA		800 cc. R 80 R / RT / ST	1982 - 1987
50 cc. ET 50 TUAREG / RALLY	1986 - 1990	1.000 cc. R 100	1976 - 1978
125 cc. ETX 125	1985 - 1987	1.000 cc. R 100 CS / RS / RT	1976 - 1995
125 cc. TUAREG 125	1985 - 1987	1.000 cc. R 100 S / T	1978 - 1984
125 cc. TUAREG 125 RALLY	1984 - 1986	S410068200002	
S410010200004		BMW	
APRILIA		750 cc. K 75 / 2 / C / S / RT / SE	1985 - 1995
50 cc. HABANA CUSTOM 50	1999 - 2000	1.000 cc. K 100 / LT / RT	1984 - 1992
50 cc. MOJITO CUSTOM	1999 - 2003	1.000 cc. K 100 RS / RT	1984 - 1989
50 cc. MOJITO RETRO	1999 - 2003	1.000 cc. K1	1989 - 1992
S410010200006		1.100 cc. K 1100 LT / RS	1992 - 1997
APRILIA		S410090200001	
125 cc. LEONARDO ST 125	2001 - 2004	CAGIVA	
125 cc. LEONARDO 125 4T	1996 - 2001	50 cc. CITY 50	1991 - 1994
150 cc. LEONARDO ST 150	2001 - 2004	50 cc. CITY 50	1991 - 1994
150 cc. LEONARDO 150 4T	1996 - 2001	S410090200002	
S410010200007		CAGIVA	
APRILIA		125 cc. PASSING125	1993 - 1997
125 cc. SCARABEO (MOT.ROTAX) 125	1999 - 2003	S410105200001	
125 cc. SCARABEO 125 EU3	2006 - 2007	DERBI	
125 cc. SCARABEO 125 (Mot. Piaggio)	1999 - 2007	50 cc. BULTACO 50 LOBITO / ASTRO	1998 - 2001
125 cc. SCARABEO 125 4T	1999 - 2007	50 cc. SENDA R X-RACE E2	2003
150 cc. SCARABEO (MOT. ROTAX) 150	1999 - 2003	50 cc. SENDA R X-TREM 50	2003 - 2005
150 cc. SCARABEO 150 4T	1999 - 2003	50 cc. SENDA SM X-TREM 50	2002 - 2004
200 cc. SCARABEO / SCARABEO GT 200	1999 - 2007	50 cc. SENDA SM 50	2000 - 2001
200 cc. SCARABEO EU3 200	2006 - 2007	50 cc. SENDA 50 L	1998 - 2000
200 cc. SCARABEO (MOT. ROTAX) 200	1999 - 2003	50 cc. SENDA 50 R	1998 - 2001
250 cc. SCARABEO 250	2004 - 2006	50 cc. SENDA 50 R DRD	2002
S410010200008		50 cc. SENDA 50 R DRD RACING LTD	2004 - 2005
APRILIA		50 cc. SENDA 50 SM DRD / BLACK ED.	2002 - 2003
250 cc. LEONARDO ST 250	1999 - 2004	50 cc. SENDA 50 SM DRD / BLACK ED.	2005
250 cc. LEONARDO 250	1999 - 2004	50 cc. SENDA 50 SM DRD RACING LTD / EU2	2004 - 2005
S410010200009		S410105200002	
APRILIA		CAGIVA	
125 cc. RS 125 / REPLICIA	1999 - 2007	50 cc. CUCCILOLO 50	1998 - 1999
S410010200010		50 cc. PROGRESS 50 ARIA	1997 - 1999
APRILIA		50 cc. PROGRESS 50 LC	1998 - 1999
50 cc. SR H2O DITECH E CARBUR.	2000 - 2003	DERBI	
S410010200011		50 cc. ATLANTIS AIR 50	1999 - 2001
APRILIA		50 cc. ATLANTIS LC 50	1999 - 2001
50 cc. SCARABEO DITECH 50	2001 - 2004	50 cc. HUNTER / MANHATTAN 50	1996 - 1997
S410010200012		50 cc. PADDOCK ARIA 50	1998 - 1999
APRILIA		50 cc. PADDOCK LC 50	1998 - 1999
125 cc. SR 125	1999 - 2001	50 cc. PREDATOR ARIA 50	1998 - 2001
150 cc. SR 150	1999 - 2001	50 cc. PREDATOR LC 50	1998 - 2001
S410010200013		50 cc. VAMOS 50	1993 - 1995
APRILIA		100 cc. ATLANTIS AIR 100	2000 - 2001
50 cc. SCARABEO QUATTRO 50 CC	2009	PIAGGIO	
50 cc. SCARABEO 4T RESTYLING EU3	2006 - 2009	100 cc. DIESIS 100	2001
50 cc. SCARABEO 4T 4V 50	2010	S410110200001	
100 cc. SCARABEO 100	2001 - 2012	DUCATI	
100 cc. SCARABEO 4T / RESTYLING EU3 50 4T	2006 - 2012	748 cc. 748 BIPOSTO	1995 - 2001
S410010200014		748 cc. 748 BIPOSTO USA	1999
		748 cc. 748 R	2000

APPLICAZIONI / APPLICATIONS	ANNO/YEAR
S410110200001	
748 cc. 748 S	2000
748 cc. 748 SP	1995 - 1997
916 cc. 916 BIPOSTO / SENNA	1994 - 1998
916 cc. 916 SP	1994 - 1996
916 cc. 916 USA	1994 - 1997
996 cc. 916 SPS	1997
996 cc. 996	1999 - 2001
996 cc. 996 SPECIAL USA	1999
996 cc. 996 SPS	1999 - 2000
996 cc. 996 SPS II / III	1999 - 2000
996 cc. 996 USA	1999
S410170200001	
GILERA	
50 cc. STORM 50	1993 - 1997
50 cc. TYPHOON X / X KAT 50	1998 - 1999
50 cc. TYPHOON XR 50	2000 - 2001
50 cc. TYPHOON 50	1994 - 1997
PIAGGIO	
50 cc. NRG 50 / RST MC2 LC	1994 - 1998
50 cc. NTT 50 LC	1995 - 1998
S410170200002	
GILERA	
50 cc. RUNNER PUREJET 50	2004 - 2010
50 cc. RUNNER PUREJET 50 RACE	2006
50 cc. RUNNER PUREJET 50 ST	2008
50 cc. RUNNER 50 LC	1997 - 2001
50 cc. STALKER DT 50 ARIA	1997 - 2004
50 cc. STALKER SPECIAL EDITION	2007 - 2009
50 cc. STALKER 50	1997 - 2009
50 cc. STORM EURO2	2007
PIAGGIO	
50 cc. DIESIS 50	2001
50 cc. FLY 50 2T	2005 - 2010
50 cc. FLY 50 2T	2005
50 cc. LIBERTY MOC 50 2T	2009 - 2011
50 cc. LIBERTY MOC 50 4T	2009 - 2010
50 cc. LIBERTY 2T	2006 - 2008
50 cc. LIBERTY 50 PTT EU2 2T	2004 - 2005
50 cc. LIBERTY 50 RST 2T	2004
50 cc. LIBERTY 50 SPORT 2T	2006 - 2008
50 cc. NRG MC3 50 LC	2001 - 2004
50 cc. NRG POWER PUREJET 50	2004 - 2011
50 cc. NRG PUREJET 50	2002 - 2004/2010
50 cc. NRG 50 EXTREME	1999 - 2000
50 cc. NRG 50 RST MC2 W DISCO	1996 - 1998
S410170200003	
GILERA	
125 cc. RUNNER FX 125 LC	1997 - 2002
180 cc. RUNNER FXR 180	1997 - 2002
ITALJET	
125 cc. DRAGSTER 125 LC	1999 - 2000
180 cc. DRAGSTER 180 LC	1999 - 2000
PIAGGIO	
125 cc. SKIPPER 125 2T / LX	1998 - 1999
150 cc. SKIPPER 150 2T / LX	1998 - 1999
S410170200004	
GILERA	
125 cc. TYPHOON X/XR 125	1999 - 2000
125 cc. TYPHOON 125	1995 - 1998
PIAGGIO	
80 cc. SKR 80 CITY	1999
S410210200001	
HONDA	
50 cc. SH SCOOPY 50	1993 - 1995
S410210200002	
HONDA	
50 cc. SC01 50	0 - 0
S410210200003	
HONDA	
50 cc. SJ 50 BALI	1993 - 2001
100 cc. SJ 100 BALI EX	1996 - 1998

APPLICAZIONI / APPLICATIONS	ANNO/YEAR
S410210200004	
HONDA	
50 cc. SA 50	1991 - 1995
S410210200005	
HONDA	
50 cc. DIO G / GP 50	1992 - 1995
S410210200006	
HONDA	
50 cc. PK 50 WALLARO	1991 - 1996
S410210200009	
KYMCO	
50 cc. HEROISM 50	1995 - 2001
50 cc. SNIPER DD 50	1994 - 1996
50 cc. SNIPER 50	1993 - 1996
SYM	
50 cc. JET 50	1997 - 1999
50 cc. JUNGLE 50	1999
50 cc. RED DEVIL	1999 - 2000
50 cc. SUPER FANCY 50	1998 - 2001
S410210200010	
KYMCO	
50 cc. CX 50	1993 - 1997
50 cc. CX 50 SUPER	1994 - 1997
50 cc. DJ 50 W	1994 - 2000
50 cc. DJ 50 X	1991 - 1992
50 cc. DJ 50 Y	1993
S410210200011	
KYMCO	
50 cc. FEVER ZX EURO2 50	2003 - 2004
50 cc. FEVER ZX 50	1999 - 2000
50 cc. KB 50	1995 - 2000
50 cc. K12 50	1995 - 2000
S410210200012	
KYMCO	
50 cc. AGILITY 2T R16 / NAKED 50	2010 - 2012
50 cc. PEOPLE S 50	2005 - 2008
50 cc. PEOPLE 50	1999 - 2004
50 cc. PEOPLE 50 EURO2	1999-2003 - 2008-2011
50 cc. SUPER 8 50 2T	2009
S410210200013	
KYMCO	
50 cc. B&W 50 / EURO2	2002 - 2003
50 cc. DINK CLASSIC EURO2 50	2003
50 cc. DINK 50 AIR	1998 - 2002
50 cc. SUPER 9 SPORT EURO2 50	2003 - 2004
50 cc. SUPER 9 50 LC	2000 - 2004
50 cc. TOP BOY 50	1997 - 2001
50 cc. TOPBOY ON / OFF ROAD 50	1997 - 2001
50 cc. VITALITY 50 2T	2004
50 cc. YUP 50 / EURO2	2002 - 2003
S410210200014	
HONDA	
50 cc. SFX 50	1998
S410210200015	
HONDA	
50 cc. SKY DX 50	1997 - 1999
S410210200016	
HONDA	
50 cc. SZX 50 X8R	1998 - 1999
S410210200017	
HONDA	
50 cc. SH 50	1996 - 2001
100 cc. SH 100	1997 - 1999
S410210200018	
HONDA	
125 cc. PANTHEON 125 LC	1998 - 2002
150 cc. PANTHEON 150 LC	1998 - 2002
S410210200054	
KYMCO	
125 cc. GRAND DINK 125 / EURO2	2001 - 2004

APPLICAZIONI / APPLICATIONS	ANNO/YEAR
S410210200054	
125 cc. GRAND DINK 125 EU3	2006 - 2007
150 cc. GRAND DINK 150 / EURO2	2001 - 2004
200 cc. DINK 200 EU3 I	2006 - 2007
250 cc. GRAND DINK EURO2 250	2001 - 2004
250 cc. X CITING/ X CITING i 250	2006 - 2007
300 cc. X CITING 300I / R	2009
S410210200055	
KYMCO	
125 cc. DINK CLASSIC 125 / EURO2	2003
125 cc. DINK LX 125 4T LC	1998 - 2000
150 cc. DINK CLASSIC 150 / EURO2	2003
150 cc. DINK LX 150 4T LC	1998 - 2000
200 cc. DINK CLASSIC 200	2004
S410210200056	
KYMCO	
50 cc. AGILITY CARRY 50 4T	2011
50 cc. AGILITY R12 50 4T	2007 - 2008
50 cc. AGILITY 50	2005
50 cc. AGILITY 50 RS	2009
50 cc. VITALITY 50 4T	2004
S410210200057	
KYMCO	
125 cc. AGILITY R16 125	2009 - 2012
125 cc. PEOPLE S 125 DD EURO3	2007 - 2008
125 cc. PEOPLE S 125 EURO3	2005 - 2007
125 cc. PEOPLE 125 EURO2	2003
125 cc. PEOPLE 125 EURO3 / ONE I	2008 - 2011
125 cc. PEOPLE 125 4T	1999 - 2000
125 cc. SUPER 8 125	2008 - 2009
150 cc. AGILITY R16 150	2008 - 2009
150 cc. PEOPLE 150 EURO2	2003
150 cc. PEOPLE 150 4T	1999 - 2000
200 cc. AGILITY 200I R16 200	2010 - 2012
200 cc. PEOPLE S 200 / PEOPLE S 200I	2005 - 2007
MALAGUTI	
125 cc. CIAK MASTER EURO 3	2006
125 cc. CIAK MASTER 125	2004
125 cc. CIAK RESTYLING EURO2 125	2003
125 cc. CIAK 125 4T	2000 - 2001
150 cc. CIAK MASTER 150	2004
150 cc. CIAK RESTYLING EURO2 150	2003
150 cc. CIAK 150 4T	2000 - 2002
200 cc. CIAK MASTER 200	2006
S410210200058	
KYMCO	
125 cc. AGILITY EURO3 125	2006 - 2008
125 cc. AGILITY 125	2006
125 cc. AGILITY 125 RS	2009
S410210200059	
KYMCO	
50 cc. AGILITY R16 50 4T	2008 - 2012
50 cc. PEOPLE S 50 4T	2006 - 2008
50 cc. SENTO 50	2008
50 cc. SUPER 8 50	2007
50 cc. SUPER 8 50 4T	2007 - 2009
S410210200061	
HONDA	
125 cc. @ 125 NES LC	2000 - 2002
125 cc. DYLAN 125	2002 - 2007
125 cc. PES INJECTION 125	2006 - 2010
125 cc. PS 125 IJECTION	2006 - 2008
125 cc. SH 125 4T LC	2001 - 2012
150 cc. @ 150 NES LC	2000 - 2007
150 cc. DYLAN 150	2002 - 2007
150 cc. PES INJECTION 150	2006 - 2010
150 cc. SH 150 4T LC	2001 - 2012
S410210200074	
HONDA	
300 cc. SH 300 / ABS	2007 - 2013
S410210200075	
HONDA	

APPLICAZIONI / APPLICATIONS	ANNO/YEAR
125 cc. PCX 125	2010 - 2011
S410210200076	
KYMCO	
125 cc. SUPER DINK 125	2009 - 2011
300 cc. DOWNTOWN 300 / ABS	2009 - 2011
300 cc. SUPER DINK 300	2009 - 2011
S410210200078	
KYMCO	
250 cc. PEOPLE S/PEOPLE S i 250	2006 - 2007
250 cc. PEOPLE 250 4T	2003 - 2004
300 cc. PEOPLE 300 SI	2008
S410210200079	
KYMCO	
125 cc. PEOPLE GTI 125	2010
200 cc. PEOPLE S 200 / PEOPLE S 200I	2010
200 cc. PEOPLE S 200 / PEOPLE S 200I	2010
300 cc. PEOPLE 300 GTi	2010 - 2011
S410210200080	
KYMCO	
125 cc. LIKE 125	2009
125 cc. LIKE 125 LX	2012
200 cc. LIKE 200	2009 - 2010
200 cc. LIKE 200 LX	2012
S410210200081	
KYMCO	
125 cc. DOWNTOWN 125	2009
200 cc. DOWNTOWN I 200	2010
S410210200082	
HONDA	
50 cc. DIO VISION NSC50	2011 - 2014
110 cc. DIO VISION NSC110	2011 - 2014
S410210200083	
HONDA	
125 cc. PCX 125	2012
150 cc. PCX 150	2012 - 2013
S410220200002	
ITALJET	
50 cc. DRAGSTER 50 LC	1998 - 2000
S410220200003	
ITALJET	
50 cc. FORMULA 50	1994 - 2000
125 cc. FORMULA 125	1997 - 1999
S410229200001	
ITALJET	
50 cc. CRUISE 50	1993 - 1995
50 cc. PISTA 2 YANKEE 50	1993 - 1996
50 cc. SCOOP 2/3 50	1993 - 1996
S410250200010	
KAWASAKI	
200 cc. KDX 200	1989 - 2005
220 cc. KDX 220 A	1997 - 2005
S410325200001	
MALAGUTI	
50 cc. CROSSER 50 CR1	1995 - 1999
S410325200002	
MALAGUTI	
50 cc. FIFTY FULL CX 50	1989 - 1995
50 cc. FIFTY 50 EVOLUTION	1990 - 1994
50 cc. FIFTY 50 HF / MIX	1989 - 1993
50 cc. FIFTY 50 TOP	1989 - 1998
50 cc. FIFTY 50 TOP	1989 - 1998
50 cc. FIFTY 50 UP	1994
50 cc. GRIZZLY 50 RCX 10 / 12	1990 - 2007
50 cc. GRIZZLY 50 RCX 10/12	1990 - 2007
50 cc. JX 50	1987 - 1992
50 cc. MRX 50	1987 - 1992
50 cc. RST 50	1989 - 1995
S410325200003	
MALAGUTI	
50 cc. F15 TDS RESTYLING EURO1 50 LC	2001
50 cc. F15 50 FIRE FOX LC / KAT	1996 - 1998

APPLICAZIONI / APPLICATIONS	ANNO/YEAR
S410325200003	
50 cc. F15 50 F.TWIN DISK SP. / DIGIT KAT	1998 - 2000
S410325200004	
MALAGUTI	
50 cc. CIAK MASTER EU2	2006
50 cc. CIAK MASTER 50	2004
50 cc. CIAK MONO EURO 2.2.3 50	2003
50 cc. CIAK MONO EURO 2 50	2003
50 cc. CIAK TD 50	2000 - 2001
50 cc. CIAK 50	1999 - 2000
S410325200005	
MALAGUTI	
100 cc. CIAK 100	1999 - 2000
100 cc. F12 100 PHANTOM	1999 - 2000
S410420200001	
PEUGEOT	
50 cc. SC 50 METROPOLIS LM	1984 - 1993
S410420200002	
PEUGEOT	
50 cc. ST 50 RAPIDO/ L / L2 / 3	0 - 0
S410420200003	
PEUGEOT	
50 cc. SV 50 GEO	1991 - 1995
100 cc. SV 100 L	1998
S410420200004	
PEUGEOT	
50 cc. BUYX 50	1994 - 1998
50 cc. ELYSEO 50	1999
50 cc. ELYSTAR 50 TSDI	2003 - 2005
50 cc. LOOXOR 50	2001 - 2003
50 cc. LOOXOR 50 TSDI	2002
50 cc. METAL-X 50	2002
50 cc. SPEEDAKE 50	1995 - 1997
50 cc. SPEEDFIGHT 2	2005 - 2006
50 cc. SPEEDFIGHT 2 LC 307WRC-SILVERSPORT	2005 - 2006
50 cc. SPEEDFIGHT 50	1997 - 1998
50 cc. SPEEDFIGHT 50 KAT	1999
50 cc. SPEEDFIGHT 50 LC	1997 - 1998
50 cc. SQUAB 50	1995 - 1997
50 cc. TREKKER 2 WRC	2004 - 2006
50 cc. TREKKER 50 / ROAD	1998 - 2001
50 cc. VIVACITY 50 KAT	1999 - 2002
50 cc. X-FIGHT 50	2000 - 2001
50 cc. X-FIGHT 50 LC	2000 - 2001
50 cc. X-RACE 50	2003
50 cc. ZENITH 50 LN / LS / N	1994 - 1998
S410420200005	
PEUGEOT	
50 cc. FOX 50 / L	1994 - 1998
S410420200006	
PEUGEOT	
100 cc. ELYSEO 100	1999 - 2001
100 cc. LOOXOR 100	2001
100 cc. SPEEDFIGHT 100	1997 - 2001
100 cc. TREKKER 100	1998 - 2001
100 cc. VIVACITY 100	1999 - 2001
100 cc. X-FIGHT 100	2000 - 2001
S410420200007	
PEUGEOT	
125 cc. ELYSEO 125 4T LC	1999 - 2001
125 cc. ELYSTAR 125	2002 - 2003
150 cc. ELYSEO 150 4T LC	2001 - 2003
150 cc. ELYSTAR 150	2003
S410420200008	
PEUGEOT	
125 cc. SATELIS	2006
S410480200001	
DERBI	
50 cc. SENDA SM X-RACE 50	2005
PIAGGIO	
50 cc. NTT 50 LC	1995 - 1998
50 cc. SFERA 50 / BASE	1991 - 1994

APPLICAZIONI / APPLICATIONS	ANNO/YEAR
50 cc. SFERA 50 MAQUILLAGE 2	1994
S410480200002	
APRILIA	
50 cc. SCARABEO 2T 50	2010 - 2012
PIAGGIO	
50 cc. QUARTZ 50	1992 - 1997
S410480200003	
GILERA	
50 cc. EASY MOVING 50	1993 - 1998
PIAGGIO	
50 cc. ZIP 50 / BASE / RST / RESTYLING / FAST R.	1992 - 1996
50 cc. ZIP 50 4T	2000 - 2001
S410480200004	
DERBI	
50 cc. ATLANTIS 50 EU2 2T	2004 - 2006
50 cc. ATLANTIS 50 EU2 4T	2007
100 cc. ATLANTIS 100 4T	2004 - 2006
PIAGGIO	
50 cc. FREE 50	1992 - 2000
50 cc. FREE 50 FL	1995 - 2002
100 cc. FREE 100	2002 - 2003
S410480200005	
PIAGGIO	
125 cc. SKIPPER 125 2T / LX	1994 - 1997
150 cc. SKIPPER 150 2T / LX	1994 - 1997
S410480200006	
PIAGGIO	
125 cc. HEXAGON 125 LX 2T LC	1998 - 1999
125 cc. HEXAGON 125 2T LC	1994 - 1997
150 cc. HEXAGON 150 2T	1994 - 1997
180 cc. HEXAGON 180 LXT	1998 - 1999
S410480200008	
ITALJET	
125 cc. TORPEDO 125 LEADER 4T	2000 - 2003
125 cc. TORPEDO 125 4T	1998 - 2000
150 cc. TORPEDO 150 LEADER 4T	2000 - 2003
PIAGGIO	
50 cc. SFERA 50 RST	1995 - 1997
50 cc. VESPA 50 ET2 - CARBURATORE	1997 - 2005
50 cc. VESPA 50 ET2 I.E.	1997 - 2001
125 cc. HEXAGON LX4 125 4T	1998 - 1999
125 cc. LIBERTY 125 4T	1998 - 2001
125 cc. SFERA 125 4T LC	1995 - 1998
125 cc. VESPA 125 ET4	1996 - 1999
150 cc. LIBERTY 150 4T (LEADER E.G.)	1998 - 2002
S410480200009	
PIAGGIO	
50 cc. LIBERTY 50	1997 - 2005
S410480200010	
PIAGGIO	
50 cc. VELOFAX 50	1996 - 1999
S410480200011	
DERBI	
125 cc. BOULEVARD 125 EU3	2002 - 2004
150 cc. BOULEVARD 150 EU3	2002 - 2004
200 cc. BOULEVARD 200	2005
ITALJET	
50 cc. TORPEDO 50 4T	2000 - 2003
125 cc. JET SET 125	2001 - 2003
150 cc. JET SET 150	2001 - 2003
PIAGGIO	
50 cc. VESPA ET4 50 ARIA	2000 - 2005
125 cc. SKIPPER 125 4T	2000 - 2002
125 cc. VESPA 125 ET4	1999 - 2002
150 cc. SKIPPER 150 4T	2000 - 2002
150 cc. VESPA ET4 150 4T	1999 - 2002
S410480200012	
APRILIA	
50 cc. MOJITO 50	2004 - 2008
50 cc. SCARABEO STREET RESTYLING	2006 - 2009
DERBI	

APPLICAZIONI / APPLICATIONS	ANNO/YEAR
S410480200012	
50 cc. ATLANTIS O2 50	2002 - 2005
50 cc. ATLANTIS O2 BULLET 50	2003 - 2005
50 cc. ATLANTIS O2 CITY 50	2003 - 2006
50 cc. ATLANTIS O2 RED BULLET 50	2003
50 cc. ATLANTIS O2 TWO CHIC 50	2005
50 cc. ATLANTIS 50 EU2 2T	2007 - 2010
50 cc. GP1 OPEN EU2	2006 - 2009
50 cc. GP1 50 LC	2001 - 2003
50 cc. VARIANT SPORT 2T	2012
GILERA	
50 cc. ICE 50	2001 - 2005
50 cc. RUNNER POGGIALI 50	2002
50 cc. RUNNER SP 50 / ST	2008 - 2012
50 cc. RUNNER SP 50 LC	2010 - 2012
50 cc. RUNNER SP 50 RACE	2006
50 cc. RUNNER SP 50 SC	2002 - 2007
50 cc. STALKER 50	1997 - 2004
ITALJET	
50 cc. JET SET 50	2001 - 2003
50 cc. TORPEDO 50	2001 - 2003
PIAGGIO	
50 cc. DIESIS 50	2000 - 2001
50 cc. FLY 50 2T	2005
50 cc. LIBERTY 50 PTT EU2 2T	2004 - 2005
50 cc. LIBERTY 50 RST 2T	2004
50 cc. NRG POWER DD 50	2005 - 2010
50 cc. NRG POWER DT 50	2006 - 2008
50 cc. NRG 50 MC3 DD LC	2001
50 cc. TYPHOON 5 KAT ARIA	2001
50 cc. TYPHOON 50	2001 - 2012
50 cc. VESPA LX 50 FL 2T	2009 - 2011
50 cc. VESPA LX 50 2T	2005 - 2008
50 cc. VESPA LX 50 2T TOURING	2009 - 2011
50 cc. VESPA LX 50 4T	2005 - 2008
50 cc. VESPA LXV NAVY 50 2T	2008
50 cc. VESPA LXV 2T	2006 - 2009
50 cc. VESPA S 2T	2007 - 2010
50 cc. ZIP 50 H2O / SP	2001 - 2004
50 cc. ZIP 50 SP EU2	2006 - 2012
S410480200013	
PIAGGIO	
50 cc. ZIP FAST RAIDER RST 50	1996 - 1997
50 cc. ZIP 50 / BASE / RST / RESTYLING / FAST R.	1996 - 1999
50 cc. ZIP 50 H2O / SP	1996 - 2000
S410480200014	
PIAGGIO	
125 cc. ZIP 125	2000 - 2002
S410480200015	
PIAGGIO	
50 cc. LIBERTY 50 RST 4T	2004 - 2006
50 cc. LIBERTY 50 SPORT 4T / EU3	2006 - 2008
50 cc. LIBERTY 50 4T	2000 - 2008
125 cc. LIBERTY SPORT EU3 125 4T	2006 - 2008
125 cc. LIBERTY 125 DELIVERY 4T EURO3	2008
125 cc. LIBERTY 125 RST / PTT	2004 - 2006
125 cc. LIBERTY 125 SPORT	2006
125 cc. LIBERTY 125 4T	2006 - 2008
125 cc. LIBERTY 125 4T (LEADER E.G.)	2000 - 2001
150 cc. LIBERTY 150 4T EURO3 / SPORT 150 4T	2008
200 cc. LIBERTY 200 RST / EURO3	2004 - 2008
200 cc. LIBERTY 200 SPORT	2006
S410480200016	
PIAGGIO	
50 cc. ZIP & ZIP 50 BIMODALE	1994 - 1997
S410480200017	
PIAGGIO	
125 cc. MP3 125	2007 - 2010
125 cc. MP3 125 IE / IBRIDO	2008 - 2010
125 cc. VESPA GRANTURISMO/EU3 125	2003 - 2007
125 cc. VESPA GTS EURO 3	2007 - 2009
125 cc. VESPA GTS IE SUPER 125 4T	2009 - 2012

APPLICAZIONI / APPLICATIONS	ANNO/YEAR
125 cc. VESPA GTV 125	2007 - 2008
125 cc. VESPA GTV 4T NAVY EU3 125	2008
125 cc. X EVO 125	2007 - 2012
125 cc. X8 PREMIUM EU2/EU3 125	2006
125 cc. X8 125	2004 - 2006
125 cc. X9 EVOLUTION 125 EU3	2005 - 2006
150 cc. VESPA GT/LX EURO 3	2006 - 2007
200 cc. VESPA GRANTURISMO/EU3 200	2003 - 2006
200 cc. X8 200	2004 - 2006
250 cc. MP3 250	2006 - 2008
250 cc. MP3 250 LT	2009
250 cc. MP3 250 MIC	2008 - 2009
250 cc. VESPA GTS 250 / GTS ABS	2005 - 2010
250 cc. VESPA GTV 250	2006 - 2009
250 cc. VESPA GTV 4T NAVY EU3 250	2008
250 cc. X EVO 250	2007
250 cc. X8/EU3 250	2005 - 2008
300 cc. MP3 IE LT / MIC	2010 - 2011
300 cc. VESPA GTS IE	2012
300 cc. VESPA GTS SUPER / SUPER SPORT 300	2008 - 2012
300 cc. VESPA GTV 4T 4V IE	2010 - 2012
S410480200018	
GILERA	
125 cc. RUNNER VX-VXR 125 4T LC	2000 - 2001
180 cc. RUNNER VX-VXR 180 4T	2000 - 2001
MALAGUTI	
180 cc. MADISON R 180 4T LC	2001 - 2002
PIAGGIO	
125 cc. X9 125 4T	2001 - 2002
180 cc. X9 AMALFI 180 4T LC	2000 - 2003
S410480200019	
APRILIA	
125 cc. ATLANTIC EU3 125	2006 - 2008
125 cc. ATLANTIC 125	2003 - 2005
125 cc. MOJITO 125	2003 - 2007
125 cc. SPORT CITY CUBE 125	2008 - 2010
125 cc. SPORT CITY EU3	2006 - 2008
125 cc. SPORT CITY 125	2004 - 2006
125 cc. SR MAX 125	2011
125 cc. SR 125 SPORT CITY	2004 - 2007
150 cc. MOJITO 150	2003 - 2007
200 cc. ATLANTIC 200 4T LC	2003 - 2005
200 cc. SPORT CITY CUBE 200	2008 - 2010
200 cc. SPORT CITY EU3 200	2006 - 2008
200 cc. SPORT CITY 200	2004 - 2006
200 cc. SR 200 SPORT CITY	2004 - 2007
250 cc. ATLANTIC 250	2003 - 2008
250 cc. SCARABEO LIGHT 250	2006 - 2008
250 cc. SPORT CITY CUBE 250	2008 - 2010
250 cc. SPORT CITY EU3 250	2006 - 2008
250 cc. SPORT CITY 250	2006 - 2007
300 cc. ATLANTIC 300	2010 - 2011
300 cc. SCARABEO LIGHT 300	2009
300 cc. SPORT CITY CUBE 300	2008 - 2010
300 cc. SPORT CITY 300	2008
300 cc. SR MAX 300	2011
400 cc. ATLANTIC SPRINT 400	2005 - 2008
400 cc. SCARABEO LIGHT 400	2006 - 2008
500 cc. ATLANTIC SPRINT 500	2005 - 2007
DERBI	
125 cc. GP1 EU2 125	2006
125 cc. GP1 LOW SEAT EU3	2007 - 2008
125 cc. RAMBLA	2008
200 cc. GP1 200	2006
250 cc. GP1 250	2006
250 cc. RAMBLA 250	2008
GILERA	
125 cc. NEXUS EURO 3	2007 - 2008
125 cc. NEXUS EURO3 IE 125	2008 - 2009
125 cc. RUNNER VX RACE 4T	2006
125 cc. RUNNER VX 125 SC 4T	2006 - 2007
125 cc. RUNNER VX 4T ST EURO3	2008 - 2012

APPLICAZIONI / APPLICATIONS	ANNO/YEAR
S410480200019	
125 cc. RUNNER VX-VXR 125 4T LC	2002 - 2006
200 cc. RUNNER VXR 200 RACE 4T	2006
200 cc. RUNNER VXR 200 ST EURO3 4T	2008
200 cc. RUNNER VX-VXR 4T 200	2002 - 2006
250 cc. NEXUS EU3 250	2006 - 2007
250 cc. NEXUS SP EU3 250	2006 - 2007
300 cc. NEXUS 300	2008 - 2009
500 cc. FUOCO 500 RC IE	2007 - 2011
MALAGUTI	
125 cc. MADISON 3 125	2006 - 2009
200 cc. MADISON S RESTYLING/EU2 200	2002 - 2003
200 cc. PHANTOM MAX 200	2003
250 cc. MADISON RS RESTYLING 250	2004
250 cc. MADISON 3 250	2006 - 2009
250 cc. PHANTOM MAX 250	2004
PEUGEOT	
250 cc. GEO RS 250	2008 - 2009
250 cc. GEOPOLIS 250	2007 - 2009
250 cc. SATELIS 250	2007 - 2009
400 cc. GEO RS 400	2007 - 2009
400 cc. GEOPOLIS 400	2007 - 2009
400 cc. SATELIS / RS 400	2007 - 2012
500 cc. GEOPOLIS 500	2007 - 2009
500 cc. SATELIS 500	2007 - 2012
PIAGGIO	
125 cc. BEVERLY TOURER 125 EU3	2008 - 2010
125 cc. BEVERLY 125	2001 - 2003
125 cc. BEVERLY 125 EU3	2007 - 2008
125 cc. BEVERLY 125 MIC EU3	2007
125 cc. BEVERLY 125 RST	2004 - 2007
125 cc. BEVERLY 125 RST 4T 4V IE EURO3	2012
125 cc. BEVERLY 125 SPORT EU3	2007 - 2008
125 cc. CARNABY 125	2007 - 2010
125 cc. MP3 YOURBAN ERL 125	2011
125 cc. X10 4T 4V IE EURO3 125	2012
125 cc. X7 EU3 125	2008
125 cc. X7 EVO IE EURO3 125	2009 - 2010
125 cc. X9 EVOLUTION 125 EU3	2003
200 cc. BEVERLY 200 4T	2001 - 2003
200 cc. CARNABY	2007 - 2008
200 cc. X9 EVOLUTION 200	2003
200 cc. X9 200	2002 - 2003
250 cc. BEVERLY CRUISER 250	2007 - 2009
250 cc. BEVERLY RST 250	2004 - 2005
250 cc. BEVERLY SPORT 250	2006 - 2008
250 cc. BEVERLY TOURER 250 EU3	2008 - 2009
250 cc. BEVERLY 250	2006 - 2007
250 cc. BEVERLY 250 IE EU3	2006 - 2008
250 cc. BEVERLY 250 MIC EU3	2007
250 cc. CARNABY 250	2008
250 cc. X7/EU3 250	2008
250 cc. X9 250 EVOLUTION	2004 - 2006
300 cc. BEVERLY TOURER IE / RST 4T 4V IE EURO3	2009 - 2010
300 cc. BEVERLY 300 RST 4T 4V IE EURO3	2010 - 2013
300 cc. CARNABY CRUISER 300	2009 - 2010
300 cc. MP3 YOURBAN ERL 300	2011
300 cc. X7 EVO 300 IE EURO3	2009 - 2010
400 cc. BEVERLY TOURER 400 EURO3	2008 - 2010
400 cc. BEVERLY 400 EURO3	2006 - 2007
400 cc. MP3 MIC 400	2008 - 2009
400 cc. MP3 400	2007 - 2008
400 cc. MP3 400 LT	2009 - 2012
400 cc. X EVO 400	2007 - 2011
400 cc. X8 400 EU3	2006 - 2008
500 cc. BEVERLY CRUISER 500	2007 - 2012
500 cc. BEVERLY 500	2002 - 2006
500 cc. BEVERLY 500 EURO3	2006 - 2008
500 cc. MP3 RT - LT SPORT - BUSINESS 500	2012
S410480200020	
APRILIA	
50 cc. SCARABEO 4T 4V 50	2010
PIAGGIO	

APPLICAZIONI / APPLICATIONS	ANNO/YEAR
50 cc. LIBERTY MOC 50 4T	2009 - 2010
50 cc. ZIP 50 4T	2000 - 2008
100 cc. ZIP 4T	2006 - 2012
S410480200021	
PIAGGIO	
50 cc. VESPA FL2 AUTOMATICA	1990
50 cc. VESPA PK 50 S AUTOMATICA	1984 - 1989
50 cc. VESPA PK 50 XL / XLS / RUSH / A.E.	1958 - 1990
125 cc. VESPA PK 125 S AUTOMATICA	1984 - 1989
S410480200022	
APRILIA	
50 cc. SPORT CITY ONE 50 2T	2008 - 2010
50 cc. SPORT CITY ONE 50 4T	2008 - 2010
125 cc. MOJITO 125	2008
125 cc. SPORT CITY ONE	2008 - 2010
125 cc. SR MOTARD 125	2012
DERBI	
50 cc. BOULEVARD 50 EU2 2T	2009 - 2012
50 cc. BOULEVARD 50 4T	2009
125 cc. BOULEVARD 125 EU3	2008 - 2012
125 cc. VARIANT SPORT 4T E3 125	2012
MALAGUTI	
50 cc. CENTRO SL 50	2010
50 cc. CENTRO 4T	2008
50 cc. CIAK MASTER 4T 50	2005 - 2006
PIAGGIO	
50 cc. FLY 50 4T	2005 - 2012
50 cc. VESPA LX 50 4T 4V / TOURING	2009 - 2011
50 cc. VESPA S 50 4T 4V	2008 - 2010
100 cc. FLY 4T	2006 - 2008
125 cc. FLY 125	2005 - 2008
125 cc. LIBERTY MOC 125 4T	2009 - 2012
125 cc. TYPHOON 2V E3 125	2010 - 2011
125 cc. VESPA LX EURO 3 / IE 125	2005 - 2010
125 cc. VESPA LX 125	2005 - 2006
125 cc. VESPA LX 125 TOURING	2010 - 2011
125 cc. VESPA LX 125 4T FL	2009
125 cc. VESPA LXV IE 4T	2010 - 2012
125 cc. VESPA LXV 4T EURO 3 125	2006 - 2009
125 cc. VESPA LXV 4T NAVY EURO3	2008
125 cc. VESPA S 4T EU3 125	2007 - 2010
125 cc. X8 STREET EURO 2	2006
150 cc. FLY / EURO3	2005 - 2010
150 cc. LIBERTY MOC 150 4T	2009 - 2013
150 cc. VESPA LX EU3 / IE 150	2006 - 2011
150 cc. VESPA LX EU3 / IE 150	2006 - 2010
150 cc. VESPA LX 150	2005 - 2006
150 cc. VESPA LX 4T FL / TOURING 150	2009 - 2011
150 cc. VESPA S 150 4T / IE	2008 - 2010
150 cc. X8 STREET EURO 2	2006 - 2008
S410480200023	
PIAGGIO	
125 cc. FLY 125	2005 - 2008
125 cc. VESPA LX EURO 3 / IE 125	2005 - 2010
125 cc. VESPA LX 125	2005 - 2006
125 cc. VESPA LX 125 4T FL	2009
125 cc. VESPA LXV 4T EURO 3 125	2006 - 2009
125 cc. VESPA S 4T EU3 125	2007 - 2010
125 cc. X8 STREET EURO 2	2006
150 cc. FLY / EURO3	2005 - 2010
150 cc. VESPA LX EU3 / IE 150	2006 - 2011
150 cc. VESPA LX 150	2005 - 2006
150 cc. VESPA S 150 4T / IE	2008 - 2009
150 cc. X8 STREET EURO 2	2006 - 2008
S410480200024	
HONDA	
250 cc. FES 250 FORESIGHT 4T LC	2001 - 2005
250 cc. JET 250	2001 - 2005
PEUGEOT	
250 cc. SV 250	2001 - 2002
PIAGGIO	

APPLICAZIONI / APPLICATIONS	ANNO/YEAR
S410480200024	
250 cc. X9 250	2000 - 2001
S410480200025	
PIAGGIO	
50 cc. LIBERTY MOC 50 4T	2009 - 2010
50 cc. LIBERTY 4T DELIVERY TNT 50	2009
S410485200001	
ITALJET	
50 cc. REPORTER 50	1992 - 1994
MBK	
50 cc. CT 50 S / SS SORRISO	1991 - 1995
50 cc. YA TA NEW SORRISO 50	1995 - 1996
YAMAHA	
50 cc. CT S	1990 - 1995
50 cc. CT 50 SUPER SPORT	1990 - 1995
50 cc. YA ZA JOG Z 50	1995 - 1996
S410485200002	
APRILIA	
50 cc. GULLIVER 50	1995 - 1998
50 cc. GULLIVER 50 LC	1996 - 1998
50 cc. RALLY 50	1995 - 2003
50 cc. RALLY 50 LC	1996 - 1999
50 cc. SONIC GP	1998 - 2008
50 cc. SONIC 50	1998 - 2008
50 cc. SR WWW 50	1997 - 2001
50 cc. SR 50	1994 - 1996
50 cc. SR 50 LC	1994 - 1996
50 cc. SR 50 RACING LC	1997 - 1999
50 cc. SR 50 STEALTH LC	1997 - 1999
MALAGUTI	
50 cc. CENTRO SL KAT 50	1999 - 2000
50 cc. CENTRO SL 50	1994 - 1998
50 cc. CENTRO 50 BASE	1993 - 1994
50 cc. F10 JET LINE 50 / KAT	1992 - 2000
50 cc. F10 RESTYLING / EURO2-2.3	2003 - 2004
50 cc. F10 RESTYLING EURO2 50	2002 - 2006
50 cc. F10 RESTYLING EU1 50	2001 - 2002
50 cc. F10 50 AC / ECO	2008 - 2009
50 cc. F12 PHANTOM EURO1 50	1999 - 2000
50 cc. F12 PHANTOM EURO1 50 LC	1999 - 2000
50 cc. F12 PHANTOM RESTYLING EU1 50	2001 - 2002
50 cc. F12 PHANTOM RESTYLING EU1 50 LC	2001 - 2002
50 cc. F12 PHANTOM RESTYLING EU2 50	2002 - 2003
50 cc. F12 PHANTOM RESTYLING EU2 50 LC	2002
50 cc. F12 PHANTOM RESTYLING EU2-2.3 50	2003 - 2004
50 cc. F12 PHANTOM RESTYLING EU2-2.3 50 LC	2003 - 2004
50 cc. F12 RESTYLING EU2 50	2006
50 cc. F12 RESTYLING EU2 50 LC	2006
50 cc. F12 50 PHANTOM AC / KAT / RESTYLING	1999 - 2004
50 cc. F12 50 PHANTOM LC / KAT / RESTYLING	1994 - 2004
50 cc. F12 50 PHANTOM LC TWIN DISK	1998
50 cc. F12R PHANTOM 50 AC	2007 - 2010
50 cc. F12R PHANTOM 50 LC	2007 - 2010
50 cc. F15 FIREFOX EURO2 50	2002 - 2003
50 cc. F15 FIREFOX RESTYLING EURO2-2.3 50	2003 - 2004
50 cc. F15 FIREFOX 50 AC	2005 - 2006
50 cc. F15 RESTYLING EURO2 50 LC	2004 - 2005
50 cc. YESTERDAY-YESTERDAY EURO 50	1997 - 2000
MBK	
50 cc. CS MACH G 50	2002 - 2004
50 cc. YA R FORTE 50	1994 - 1998
50 cc. YE EVOLIS 50	1992 - 1997
50 cc. YM 50 FIZZ	1994 - 1995
50 cc. YN R OVETTO 50	1997 - 2004
50 cc. YQ L NITRO JAGUAR 50	2004
50 cc. YQ NITRO 50 LC / CAT	1997 - 2004
YAMAHA	
50 cc. CS JOG R 50	2002 - 2011
50 cc. CS 50 JOG R EURO2	2002 - 2005
50 cc. YA R AXIS 50	1995 - 1996
50 cc. YA ZA JOG Z 50	1990 - 1995
50 cc. YM 50 BREEZE	1994 - 1995

APPLICAZIONI / APPLICATIONS	ANNO/YEAR
50 cc. YN R NEO'S 50 / OVETTO	1997 - 2002
50 cc. YN 50 NEO'S EURO2	2002 - 2003
50 cc. YQ AEROX 50 LC	1997 - 2012
50 cc. YQ L AEROX EURO2 50	2003
S410485200003	
MBK	
50 cc. BOOSTER CW 50 R / RS / RSP / RSX / KAT	1990 - 2004
50 cc. EW STUNT 50	2000 - 2002
YAMAHA	
50 cc. BW'S BUMP 50	1997 - 1998
50 cc. BW'S NAKED 50	2003 - 2012
50 cc. BW'S NEXT GENERATION 50	1997 - 2006
50 cc. BW'S NEXT GENERATION 50 KAT	1999 - 2001
50 cc. BW'S ORIGINAL EURO2 50	2003
50 cc. BW'S ORIGINAL 50 / SPY	1997 - 2002
50 cc. BW'S R 50	2001
50 cc. BW'S 50	2006 - 2012
50 cc. CW BW'S ORIGINAL EURO2 50	2002
50 cc. CW L BWS 50	2003 - 2004
50 cc. CW SP BW'S ORIGINAL EURO2 50	2002
50 cc. CW 50 RS SPY	1995 - 1998
50 cc. EW SLIDER 50	2000 - 2002
S410485200004	
MBK	
50 cc. CR 50 Z TARGET	1991 - 1995
YAMAHA	
50 cc. CR Z TARGET 50	1991 - 1995
S410485200009	
MBK	
250 cc. YP SKYLINER 250 4T	2000 - 2003
YAMAHA	
250 cc. YP 250 MAJESTY 4T LC / DX / ABS	1996 - 2003
S410485200010	
MBK	
150 cc. XC VERTEX 150	1997
YAMAHA	
150 cc. XC FLY ONE 150	1990 - 1995
150 cc. XC 150 FLY ONE R	1990 - 1999
S410485200012	
MBK	
50 cc. YH 50 FLIPPER	1998 - 2000
50 cc. YH 50 FLIPPER CAT	1999 - 2000
50 cc. YH 50 FLIPPER EURO2	2003 - 2004
YAMAHA	
50 cc. YH WHY 50	1998 - 2006
50 cc. YH 50 WHY EURO2	2003 - 2005
S410485200013	
MBK	
100 cc. BOOSTER YW 100	1999 - 2001
100 cc. YN OVETTO 100	2000 - 2001
100 cc. YQ NITRO 100	2000 - 2001
YAMAHA	
50 cc. YW50 ZUMA 50	2009 - 2011
100 cc. BWS 100	1999 - 2001
100 cc. YN NEO'S 100	2000 - 2002
100 cc. YQ AEROX 100	2000 - 2002
S410485200035	
YAMAHA	
125 cc. VINO 125	2006 - 2009
125 cc. XC CYGNUS 125 4T	2000 - 2003
125 cc. XN TEO'S 125 4T LC	2000
150 cc. XN TEO'S 150 4T LC	2001 - 2002
S410485200036	
YAMAHA	
125 cc. NXC CYGNUS X 125	2004 - 2011
S410485200037	
APRILIA	
50 cc. GULLIVER 50	1995 - 1998
50 cc. GULLIVER 50 LC	1996 - 1998
50 cc. RALLY 50	1995 - 2003
50 cc. RALLY 50 LC	1996 - 1999

APPLICAZIONI / APPLICATIONS	ANNO/YEAR
S410485200037	
50 cc. SONIC GP	1998 - 2008
50 cc. SONIC 50	1998 - 2008
50 cc. SR WWW 50	1997 - 2001
50 cc. SR 50	1994 - 1996
50 cc. SR 50 LC	1994 - 1996
50 cc. SR 50 RACING LC	1997 - 1999
50 cc. SR 50 STEALTH LC	1997 - 1999
MALAGUTI	
50 cc. CENTRO SL KAT 50	1999 - 2000
50 cc. CENTRO SL 50	1994 - 1998
50 cc. CENTRO 50 BASE	1993 - 1994
50 cc. F10 JET LINE 50 / KAT	1992 - 2000
50 cc. F10 RESTYLING / EURO2-2.3	2003 - 2004
50 cc. F10 RESTYLING EURO2 50	2002 - 2006
50 cc. F10 RESTYLING EU1 50	2001 - 2002
50 cc. F10 50 AC / ECO	2008 - 2009
50 cc. F12 PHANTOM EURO1 50	1999 - 2000
50 cc. F12 PHANTOM EURO1 50 LC	1999 - 2000
50 cc. F12 PHANTOM RESTYLING EU1 50	2001 - 2002
50 cc. F12 PHANTOM RESTYLING EU1 50 LC	2001 - 2002
50 cc. F12 PHANTOM RESTYLING EU2 50	2002 - 2003
50 cc. F12 PHANTOM RESTYLING EU2 50 LC	2002
50 cc. F12 PHANTOM RESTYLING EU2-2.3 50	2003 - 2004
50 cc. F12 PHANTOM RESTYLING EU2-2.3 50 LC	2003 - 2004
50 cc. F12 RESTYLING EU2 50	2006
50 cc. F12 RESTYLING EU2 50 LC	2006
50 cc. F12 50 PHANTOM AC / KAT / RESTYLING	1999 - 2004
50 cc. F12 50 PHANTOM LC / KAT/ RESTYLING	1994 - 2004
50 cc. F12 50 PHANTOM LC TWIN DISK	1998
50 cc. F12R PHANTOM 50 AC	2007 - 2010
50 cc. F12R PHANTOM 50 LC	2007 - 2010
50 cc. F15 FIREFOX EURO2 50	2002 - 2003
50 cc. F15 FIREFOX RESTYLING EURO2-2.3 50	2003 - 2004
50 cc. F15 FIREFOX 50 AC	2005 - 2006
50 cc. F15 RESTYLING EURO2 50 LC	2004 - 2005
50 cc. YESTERDAY-YESTERDAY EURO 50	1997 - 2000
MBK	
50 cc. CS MACH G 50	2002 - 2004
50 cc. YA R FORTE 50	1994 - 1998
50 cc. YE EVOLIS 50	1992 - 1997
50 cc. YM 50 FIZZ	1994 - 1995
50 cc. YN R OVETTO 50	1997 - 2004
50 cc. YQ L NITRO JAGUAR 50	2004
50 cc. YQ NITRO 50 LC / CAT	1997 - 2004
YAMAHA	
50 cc. CS JOG R 50	2002 - 2011
50 cc. CS 50 JOG R EURO2	2002 - 2005
50 cc. YA R AXIS 50	1995 - 1996
50 cc. YA ZA JOG Z 50	1990 - 1995
50 cc. YM 50 BREEZE	1994 - 1995
50 cc. YN R NEO'S 50 / OVETTO	1997 - 2002
50 cc. YN 50 NEO'S EURO2	2002 - 2003
50 cc. YQ AEROX 50 LC	1997 - 2012
50 cc. YQ L AEROX EURO2 50	2003
S410485200047	
YAMAHA	
125 cc. X-CITY 125 VP	2008 - 2010
125 cc. X-MAX 125 YP R / ABS	2006 - 2012
250 cc. X-CITY 250 VP	2007 - 2012
250 cc. X-MAX 250 YP R / BLACK	2005 - 2012
S410510200001	
SUZUKI	
50 cc. CP 50	1990 - 1994
S410510200005	
SUZUKI	
50 cc. AH 50 ADDRESS	1992 - 1995
50 cc. AP 50 R / T R7	1994 - 1997
S410510200006	
SUZUKI	
50 cc. AJ 50 ZZ SEPIA S	1995 - 1997
S410510200007	

APPLICAZIONI / APPLICATIONS	ANNO/YEAR
SUZUKI	
50 cc. AY AYW	2001 - 2004
50 cc. AY 50 AIR	2001 - 2004
50 cc. AY 50 KATANA	1997 - 2001
50 cc. AY 50 KATANA LC / R	1997 - 2001
50 cc. AY 50 W LC	2001 - 2004
50 cc. UF ESTILETE 50	2000
50 cc. UX ZILLION 50 LC	1999 - 2001
S410510200008	
SUZUKI	
110 cc. UG 110 HOKUTO	2000 - 2001
S410510200009	
SUZUKI	
125 cc. EPICURO 125 4T LC	1999 - 2001
150 cc. EPICURO 150 4T LC	1999 - 2001
S410510200010	
SUZUKI	
250 cc. AN BURGMAN 250 4T LC	1998 - 2006
400 cc. AN BURGMAN 400 4T LC	1999 - 2006
S410510200012	
SUZUKI	
65 cc. RM 65	2003 - 2004
S410510200036	
APRILIA	
50 cc. SCARABEO STREET 50	2005 - 2006
50 cc. SR DI TECH EURO2 50	2002 - 2003
50 cc. SR H2O DITECH E CARBUR.	2000 - 2003
50 cc. SR R	2004 - 2008
50 cc. SR R FACTORY	2004 - 2012
50 cc. SR STREET	2003 - 2012
50 cc. SR 50 DITECH LC	2000 - 2001
50 cc. SR 50 R FACTORY (ENGINE APRILIA)	2004 - 2007
SUZUKI	
50 cc. AY A 50	2005 - 2006
S410510200037	
SUZUKI	
125 cc. UH BURGMAN 125	2002 - 2006
150 cc. UH BURGMAN 150	2002 - 2006
S410550200001	
SYM	
50 cc. JET EURO X EU2 50	2003 - 2004
50 cc. JET 4 R 50	2013
50 cc. JET 50	2000 - 2001
50 cc. JUNGLE 50	2000
50 cc. MASK 50	2000 - 2004
S410550200002	
SYM	
125 cc. EURO MX 125	2002 - 2004
125 cc. SHARK 125 4V 4T ARIA	1999 - 2000
150 cc. EURO MX 150	2002 - 2004
150 cc. SHARK 150 4T	2000 - 2001
S410550200003	
SYM	
125 cc. HD EVO 125 / DT / TAMBURIO	2005 - 2010
125 cc. HD 125 / HD2 / EU2 / EU3	2003 - 2011
200 cc. HD 200 EVO/EU2/EU3 I/TAMBURIO I	2003 - 2011

FILTRI UNIVERSALI / UNIVERSAL FILTER

			Ø	NOTE / NOTES
004432	004433	004434	Ø 30 mm	Metallo / Metal
003032	003033	003034	Ø 35 mm	Metallo / Metal
010032	-	-	Ø 40 mm	Metallo / Metal
-	S410000200005	-	Ø 28/29 mm	Spugna / Sponge
S410000200003	-	S410000200007	Ø 30 mm	Spugna / Sponge
S410000200004	S410000200006	S410000200008	Ø 35 mm	Spugna / Sponge































































**FOGLIO SPUGNA FILTRANTE /
 FOAM AIR FILTER**
































































CODICE CODE	DIMENSIONI DIMENSIONES	SPESSORE THICKNESS	NOTE NOTES
S410000200001	400 x 300	10 mm	Spugna / Sponge
S410000200002	400 x 300	12 mm	Spugna / Sponge



 S410010200001	 S410010200002	 S410010200003	 S410010200004	 S410010200006
 S410010200007	 S410010200008	 S410010200009	 S410010200010	 S410010200011
 S410010200012	 S410010200013	 S410010200014	 S410010200015	 S410060200001
 S410090200001	 S410105200001	 S410105200002	 S410170200001	 S410170200002
 S410170200003	 S410170200004	 S410210200001	 S410210200002	 S410210200003
 S410210200004	 S410210200005	 S410210200006	 S410210200009	 S410210200010

 S410210200011	 S410210200012	 S410210200013	 S410210200014	 S410210200015
 S410210200016	 S410210200017	 S410210200018	 S410210200054	 S410210200055
 S410210200056	 S410210200057	 S410210200058	 S410210200059	 S410210200061
 S410220200002	 S410220200003	 S410229200001	 S410325200001	 S410325200002
 S410325200003	 S410325200004	 S410325200005	 S410420200001	 S410420200002
 S410420200003	 S410420200004	 S410420200005	 S410420200006	 S410420200007

 S410420200008	 S41048020A012	 S410480200001	 S410480200002	 S410480200003
 S410480200004	 S410480200005	 S410480200006	 S410480200008	 S410480200009
 S410480200010	 S410480200011	 S410480200012	 S410480200013	 S410480200014
 S410480200015	 S410480200016	 S410480200017	 S410480200018	 S410480200019
 S410480200020	 S410480200021	 S410480200022	 S410480200023	 S410480200024
 S410485200001	 S410485200002	 S410485200003	 S410485200004	 S410485200009

 S410485200010	 S410485200012	 S410485200013	 S410485200035	 S410485200036
 S410485200037	 S410510200005	 S410510200006	 S410510200007	 S410510200008
 S410510200009	 S410510200010	 S410510200036	 S410510200037	 S410550200001
 S410550200002	 P410210200082	 S410068200001	 S410090200002	 S410110200001
 S410210200074	 S410210200075	 S410210200076	 S410210200078	 S410210200079
 S410210200080	 S410210200081	 S410210200083	 S410480200025	 S410510200001
 S410550200003				

NEW!



**EXCLUSIVE DISTRIBUTOR ONLY FOR
ITALIAN MARKET**



Il filtro aria DNA High Performance rappresenta una nuova generazione di filtri aria multistrato in garza di cotone impregnata d'olio. Il filtro è composto internamente da 4 strati di una speciale garza di alta qualità in cotone.

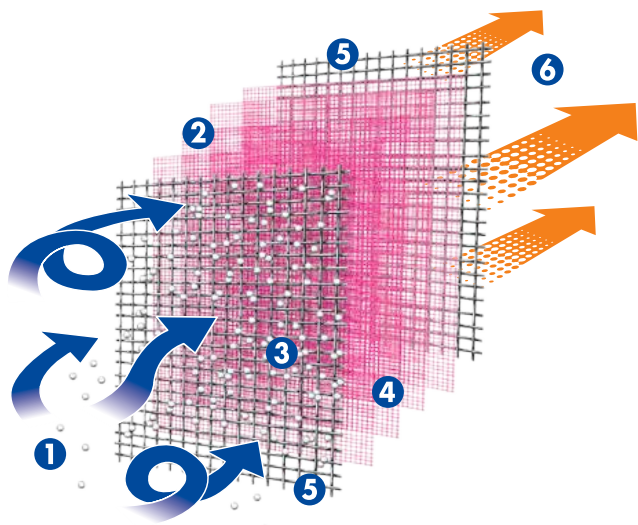
Il risultato dello speciale design e del processo di produzione Hi Tec è un filtro con un elevato flusso d'aria, a basse restrizioni, con capacità superiore di trattenimento della polvere, che agevola il flusso di aria corrente.

Per maggiori informazioni visitate il nostro sito: athenaparts.com



Il Filtro d'Aria ad Elevate Prestazioni DNA® in azione!

“È un lavoro sporco, ma qualcuno deve pur farlo!” Scoprite come lavora un Filtro ad Elevate Prestazioni DNA® per proteggere il vostro motore in modo efficiente e senza comprometterne le prestazioni!



- 1 ASPIRAZIONE SCATOLA DEL FILTRO:**
L'aria sporca e turbolenta entra nel filtro.
- 2 Sistema filtrante DNA® in garza di cotone multistrato di ultima generazione, impregnato d'olio.**
- 3 Lo sporco rimane sugli strati esterni del filtro.**
- 4 L'olio speciale genera una carica elettrostatica sul sistema in cotone DNA®.**
- 5 Rete metallica in alluminio di grado marino con rivestimento epossidico.**
- 6 ASPIRAZIONE DEL MOTORE:**
Le elevate prestazioni si ottengono con la maggiore corrente d'aria regolare e pulita che entra nel motore.

Ispirazione dalla “tecnologia” umana!

La “tecnologia” che utilizzano i nostri filtri DNA® per pulire l'aria è sorprendentemente comune in tutti noi. È parte del nostro corpo e la utilizziamo costantemente per vivere! Fa parte del sistema respiratorio umano che filtra l'aria che inspiriamo! Piccoli peli umidi detti ciglia proteggono i passaggi nasali e altre parti del tratto respiratorio, filtrando la polvere e altre particelle che entrano nel naso con l'aria respirata. Il mezzo filtrante in cotone DNA® è proprio questo: milioni di piccole fibre oliate! Questo sistema “ibrido peloso”, come lo chiamiamo noi, è una geniale combinazione di fibre di cotone per millimetro quadrato. Il tessuto e il filo di questo cotone unico sono il risultato di ricerche e test intensivi condotti dagli ingegneri responsabili dello sviluppo di DNA®. L'“ibrido peloso” impregnato dell'olio speciale per filtri di DNA® si trasforma nello straordinario sistema DNA® che fornisce un'efficienza di filtraggio e coefficienti di portata estremamente elevati.

Imprigionare i “nemici” con la carica statica!

Abbiamo progettato il filtro DNA® per generare una carica statica positiva quando l'aria passa attraverso il mezzo filtrante piegheettato e impregnato d'olio. Questa piccola carica elettrostatica “attirerà” in modo molto efficace i detriti e la polvere presenti nell'aria sulle fibre di cotone impregnate d'olio; ricordate quando a scuola, durante l'ora di scienze, si faceva l'esperimento della penna strofinata sulla lana che poteva attirare piccoli pezzi di carta? Questo è esattamente ciò che accade. Quando l'aria passa attraverso il filtro, i detriti, anche piccoli fino a 5 micron, cambieranno direzione e si attaccheranno alle fibre, indipendentemente dal fatto che i “buchi” tra le fibre siano larghi anche 150 micron! Il primo strato di detriti presenti sulle fibre assorbirà quindi una certa quantità di olio, si caricherà staticamente e diventerà parte del mezzo filtrante! E inizierà ad attrarre nuovi detriti aiutando il cotone nel suo compito di filtraggio! Con il passaggio dell'aria i detriti continueranno ad accumularsi sulla superficie del filtro, finché

quest'ultimo non ne è totalmente ricoperto (vedere le foto nella pagina successiva).

Ambiente di test estremo.

I nostri filtri sono stati testati con successo anche negli ambienti più duri durante il rally di DAKAR! Attraverso l'Argentina, su per le Ande e giù verso il deserto di Atacama in Cile. Il terribile “Fesh-Fesh” (Guadal), sottile sabbia del deserto di Atacama, è stato tenuto con successo al di fuori dei motori da corsa, ottenendo risultati migliori rispetto ai filtri in spugna! Il mito è quindi sfatato, i filtri DNA® possono essere utilizzati con successo in qualsiasi ambiente, su strada e fuoristrada, nel deserto o nell'entroterra. DNA® sarà sempre lì a proteggervi.

Perché si incrementano coppia e potenza?

Quando l'aria passa attraverso il filtro DNA® quest'ultimo ne regolerà il flusso riducendo la turbolenza e inviando aria continua, pura e pulita verso l'aspirazione del motore, incrementando la coppia e la potenza. Oltre a un'elevata quantità della portata d'aria, è molto importante che il flusso sia regolare ed omogeneo. Ciò spiega perché vediamo una riduzione della potenza di uscita quando testiamo col banco prova una moto o un'auto “senza” filtro: la circolazione dell'aria nella scatola del filtro è disturbata e il risultato è turbolenza e bassa potenza in uscita. Le elevate prestazioni si ottengono con la maggiore corrente d'aria regolare e pulita che entra nel motore.



Adventure Bike
 Strade di campagna e
 Uso fuoristrada

KTM LC8 ADVENTURE 950 - Adventure bike: Questo filtro DNA® (codice P-KT9E03-02) è stato utilizzato su una KTM LC8 950 per turismo d'avventura, 60% fuoristrada e 40% strade di campagna, approssimativamente 15.000 km prima della rimozione per la pulizia. Il lato A è il lato sporco del filtro, pieno di detriti, polvere e sabbia caratteristici del fuoristrada. Il lato B è il lato pulito, quello rivolto verso il carburatore! DNA® è la scelta migliore per l'uso fuoristrada!

APPLICAZIONI PER MARCA / APPLICATION BY MAKE

APPLICAZIONI / APPLICATIONS	ANNO/ YEAR	ATHENA #	APPLICAZIONI / APPLICATIONS	ANNO/ YEAR	ATHENA #
APRILIA			800 cc. F 800 R	2009- 2012	P-BM8S09-01
400 cc. ATLANTIC 400	2001- 2004	P-AP8N09-01	800 cc. F 800 S	2006- 2010	P-BM8S09-01
500 cc. ATLANTIC 500 4T LC	2001- 2004	P-AP8N09-01	800 cc. F 800 ST	2006- 2012	P-BM8S09-01
650 cc. PEGASO 650	1997- 2000	R-AP6E97-01	850 cc. R 850 R	1995- 2006	R-BM11S95-01
650 cc. PEGASO 650 I.E.	2001- 2004	R-AP6E97-01	900 cc. R 900 RT	2005	P-BM12E05-01
	2005	P-AP6SM05-01	1.000 cc. S 1000 RR	2009- 2012	P-BM10S10-0R
650 cc. PEGASO 650 STRADA	2005- 2008	P-AP6SM05-01	1.100 cc. R 1100 GS	1995- 1998	R-BM11S95-01
650 cc. PEGASO 650 TRAIL	2006- 2008	P-AP6SM05-01	1.100 cc. R 1100 GS ABS	1993- 1999	R-BM11S95-01
660 cc. PEGASO STRADA / FUN / FACTORY / TRAIL	2006- 2010	P-AP6SM05-01	1.100 cc. R 1100 R	1994- 2001	R-BM11S95-01
750 cc. DORSODURO	2008- 2010	P-AP7N09-01	1.100 cc. R 1100 R ABS	1995- 2000	R-BM11S95-01
750 cc. SHIVER	2008- 2010	P-AP7N09-01	1.100 cc. R 1100 RS	1993- 1997	R-BM11S95-01
850 cc. MANA / GT	2008- 2010	P-AP8N09-01	1.100 cc. R 1100 RS ABS	1993- 2001	R-BM11S95-01
1.000 cc. ETV CAPO NORD / RALLY / ABS	2000- 2008	P-AP10E02-01	1.100 cc. R 1100 RS SPECIAL EDITION	1994- 1995	R-BM11S95-01
1.000 cc. RST 1000 FUTURA	2001- 2004	R-AP10S98-01	1.100 cc. R 1100 RSL	1994- 1997	R-BM11S95-01
1.000 cc. RSV 1000	1998- 2000	R-AP10S98-01	1.100 cc. R 1100 RSL ABS SPECIAL EDITION	1994- 1995	R-BM11S95-01
	2001- 2003	R-AP10S00-01	1.100 cc. R 1100 RT	1996- 1998	R-BM11S95-01
	2004- 2008	P-AP10S04-02	1.100 cc. R 1100 RT ABS	1996- 2001	R-BM11S95-01
1.000 cc. RSV 1000 NERA	2004- 2008	P-AP10S04-02	1.150 cc. R 1150 GS	1998- 2003	R-BM11S95-01
1.000 cc. RSV 1000 R	2000- 2003	R-AP10S00-01	1.150 cc. R 1150 GS ADVENTURE	2002- 2003	R-BM11S95-01
	2005- 2008	P-AP10S04-02	1.150 cc. R 1150 R	2001- 2006	R-BM11S95-01
1.000 cc. RSV 1000 R FACTORY / DREAM	2004- 2008	P-AP10S04-02	1.150 cc. R 1150 R ROCKSTER	2004- 2006	R-BM11S95-01
1.000 cc. RSV 1000 SL FALCO	2000- 2004	R-AP10S98-01	1.150 cc. R 1150 RS	2002- 2005	R-BM11S95-01
1.000 cc. RSV 1000 SP	2000- 2001	R-AP10S98-01	1.200 cc. HP2 MEGAMOTO 1200	2007- 2011	P-BM12E05-01
1.000 cc. RSV 1000 TUONO FIGHTER	2003	R-AP10S00-01	1.200 cc. HP2 1200 ENDURO	2006- 2008	P-BM12E05-01
1.000 cc. RSV 1000 TUONO R	2005- 2006	P-AP10S04-02	1.200 cc. K 1200 GT WITH INTEGRAL ABS	1997- 2008	P-BM12S08-01
1.000 cc. RSV4 1000 R FACTORY/SPECIAL EDITION	2009- 2010	P-AP10S09-0R		2006- 2008	R-BM13S10-01
1.000 cc. TUONO 1000	2005- 2008	P-AP10S04-02	1.200 cc. K 1200 LT	1997- 2008	P-BM12S08-01
1.000 cc. TUONO 1000 FIGHTER	2003- 2004	R-AP10S00-01	1.200 cc. K 1200 LT WITH INTEGRAL ABS	1997- 2008	P-BM12S08-01
1.000 cc. TUONO 1000 R	2004- 2007	R-AP10S00-01	1.200 cc. K 1200 R	2005- 2007	R-BM13S10-01
1.000 cc. TUONO 1000 R FACTORY	2005	R-AP10S00-01	1.200 cc. K 1200 R SPORT	2007	R-BM13S10-01
	2006- 2010	P-AP10S04-02	1.200 cc. K 1200 RS	1997- 2008	P-BM12S08-01
1.200 cc. DORSODURO 1200	2011- 2012	P-AP12SM11-01	1.200 cc. K 1200 S	2005- 2008	R-BM13S10-02
	2011- 2012	P-AP12SM11-S2 STAGE 2	1.200 cc. R 1200 GS / ADVENTURE	2004- 2012	P-BM12E05-01
BENELLI			1.200 cc. R 1200 GS HP2	2005- 2008	P-BM12E05-01
900 cc. TORNADO 3 900	2003- 2008	P-BE11N07-01	1.200 cc. R 1200 GS motore aria/liquido	2013	R-BM12E13-S2
1.130 cc. TNT CAFE RACER	2006- 2008	P-BE11N07-01		2013	P-BM12E13-01 STAGE 2
1.130 cc. TNT SPORT 1130	2006- 2008	P-BE11N07-01	1.200 cc. R 1200 R	2007- 2010	P-BM12E05-01
1.130 cc. TNT 1130	2004- 2008	P-BE11N07-01	1.200 cc. R 1200 S	2006- 2010	P-BM12E05-01
1.130 cc. TORNADO 1130	2007- 2008	P-BE11N07-01	1.200 cc. R 1200 ST/RT	2005- 2012	P-BM12E05-01
1.130 cc. TRE-K 1130	2007- 2008	P-BE11N07-01	1.300 cc. K 1300 GT	2007- 2012	R-BM13S10-01
BMW			1.300 cc. K 1300 R	2007- 2012	R-BM13S10-01
650 cc. F 65 / F 65 ST	1996- 1997	P-BM6E10-01	1.300 cc. K 1300 S	2007- 2012	R-BM13S10-01
650 cc. F 650	1996- 1999	P-BM6E10-01	DUCATI		
	2000- 2005	R-BM6SM05-01	400 cc. MONSTER 400	1995- 2003	P-DU6S94-02
650 cc. F 650 GS	2000- 2007	R-BM6SM05-01		1995- 2003	P-DU6S94-02
	2008- 2012	P-BM8S09-01	400 cc. MONSTER 400 I.E.	2004- 2006	P-DU6S02-01
650 cc. F 650 GS DAKAR	2001- 2007	R-BM6SM05-01	400 cc. SUPERSPORT 400	1993- 1997	P-DU6S94-02
650 cc. G 650	2007- 2009	R-BM6E09-01	600 cc. MONSTER CITY / CITY DARK 600	1999	P-DU6S94-02
650 cc. G 650 GS	2009- 2012	R-BM6SM05-01	600 cc. MONSTER DARK 600	1999	P-DU6S94-02
650 cc. G650 X CHALLENGE/ MOTO/ COUNTRY	2007- 2009	R-BM6E09-01	600 cc. MONSTER M 600	1993- 2001	P-DU6S94-02
650 cc. G650 XCHALLENGE 650	2007- 2010	R-BM6E09-01	600 cc. MONSTER 600	1993- 2001	P-DU6S94-02
650 cc. G650 XCOUNTRY 650	2007- 2010	R-BM6E09-01	600 cc. SUPERSPORT 600	1991- 1999	P-DU6S94-02
650 cc. G650 XMOTO 650	2007- 2010	R-BM6E09-01	620 cc. MONSTER 620	2002- 2009	P-DU6S02-01
800 cc. F 800 GS	2008- 2012	P-BM8S09-01	620 cc. MONSTER 620 I.E. / DARK / EUR / USA	2002- 2006	P-DU6S02-01

APPLICAZIONI / APPLICATIONS	ANNO / YEAR	ATHENA #
DUCATI		
620 cc. MULTISTRADA 620	2005	P-DU10S02-01
620 cc. SPORT 620	2003	P-DU6S94-02
695 cc. MONSTER 695	2007- 2009	P-DU6S02-01
700 cc. MONSTER 696 / ABS	2008- 2012	R-DU10SM07-01
748 cc. 749	2003- 2009	R-DU99S05-US
748 cc. 749 DARK EUROPE	2003- 2006	R-DU99S05-US
748 cc. 749 R	2005- 2006	R-DU99S05-US
748 cc. 749 S EUROPA/USA	2003- 2006	R-DU99S05-US
750 cc. MONSTER CITY / CITY DARK 750	1999	P-DU6S94-02
750 cc. MONSTER M 750	1997- 1998	P-DU6S94-02
750 cc. MONSTER 750	1996- 2001	P-DU6S94-02
	2002	P-DU6S02-01
750 cc. PASO 750	1987- 1988	P-DU6S94-02
750 cc. SPORT 750	2001- 2002	P-DU6S94-02
750 cc. SS 750	1991- 2002	P-DU6S94-02
750 cc. SUPERSPORT 750 I.E.	2001- 2002	P-DU6S94-02
800 cc. HYPERMOTARD 796 (2V)	2010- 2012	R-DU10SM07-01
800 cc. MONSTER	2003- 2004	P-DU6S02-01
800 cc. MONSTER S2R 800 / DARK / EUROPE / USA	2005- 2007	P-DU6S02-01
800 cc. MONSTER 796 / ABS	2010- 2012	R-DU10SM07-01
800 cc. SPORT 800	2003	P-DU6S94-02
800 cc. SS 800	2003- 2006	P-DU6S94-02
800 cc. SUPERSPORT 800 EUROPE / USA	2005- 2009	P-DU6S94-02
800 cc. SUPERSPORT 800	2003- 2004	P-DU6S94-02
850 cc. 848 / NH / EVO	2008- 2012	R-DU10S07-01
851 cc. 851 SUPERBIKE BIPOSTO	1991- 1992	P-DU6S94-02
888 cc. SP5 888	1993	P-DU6S94-02
888 cc. 888 SUPERBIKE STRADA	1994- 1995	P-DU6S94-02
888 cc. 888 SUPERBIKE USA	1994- 1995	P-DU6S94-02
900 cc. MONSTER CITY / CITY DARK 900	1999	P-DU6S94-02
900 cc. MONSTER I.E. 900	2000- 2002	P-DU6S94-02
900 cc. MONSTER M 900 CROMO	2000- 2001	P-DU6S94-02
900 cc. MONSTER 900	1993- 1999	P-DU6S94-02
900 cc. SPORT 900 I.E.	2002	P-DU6S94-02
900 cc. SS FE 900	1998	P-DU6S94-02
900 cc. SS 900	1991- 1998	P-DU6S94-02
900 cc. SUPERLIGHT DESMO 900	1993- 1994	P-DU6S94-02
900 cc. SUPERSPORT CR USA / FE 900	1998	P-DU6S94-02
900 cc. SUPERSPORT USA 900	1999	P-DU6S94-02
900 cc. SUPERSPORT 900	1998- 1999	P-DU6S94-02
900 cc. SUPERSPORT 900 I.E.	2000- 2002	P-DU6S94-02
900 cc. SUPERSPORT 900 SUPERLIGHT	1991- 1997	P-DU6S94-02
907 cc. 907 I.E.	1990- 1993	P-DU6S94-02
916 cc. ST4 916	1999	P-DU6S94-02
916 cc. 916 MONSTER S4	2001- 2002	P-DU6S02-01
916 cc. 916 SPORT TOURING 4 / USA	2001- 2003	P-DU6S94-02
944 cc. 944 ST2	1997- 2003	P-DU6S94-02
989 cc. DESMOSEDICI RR 989	2008- 2012	P-DU12S12-0R
996 cc. SPORT TOURING 4S ABS EUROPE / USA	2002- 2005	P-DU6S94-02
996 cc. ST4S 996	2001- 2004	P-DU6S94-02
996 cc. 996 MONSTER S4R / USA / EUROPE	2001- 2007	P-DU6S02-01
996 cc. 996 ST4S / ABS	2001- 2009	P-DU6S94-02
998 cc. 999 R EUR/USA	2003- 2006	R-DU99S05-US
998 cc. 999 RS	2006	R-DU99S05-US

APPLICAZIONI / APPLICATIONS	ANNO / YEAR	ATHENA #
998 cc. 999 S	2003- 2009	R-DU99S05-US
998 cc. 999 S AMA REPLICA USA	2007	R-DU99S05-US
998 cc. 999 998cc	2003- 2006	R-DU99S05-US
1.000 cc. GT 1000 EUROPE/USA	2007	R-DU10SM07-01
1.000 cc. MONSTER S2R	2006- 2009	P-DU6S02-01
1.000 cc. MONSTER S4R S 998 EUROPE / USA	2006- 2007	P-DU6S02-01
1.000 cc. MONSTER S4R 996 EUROPA / USA	2007- 2008	P-DU6S02-01
1.000 cc. MONSTER 1000	2003- 2005	P-DU6S02-01
1.000 cc. MULTISTRADA 1000	2003- 2009	P-DU10S02-01
1.000 cc. PAUL SMART 1000 EUROPA / USA	2006	R-DU10SM07-01
1.000 cc. SPORT CLASSIC 1000 EUROPA / USA	2006- 2009	R-DU10SM07-01
1.000 cc. SPORT MONOPOSTO JPN	2007	R-DU10SM07-01
1.000 cc. SPORT TOURING 3 EUROPE / USA	2004- 2007	P-DU6S94-02
1.000 cc. SPORT TOURING 3S ABS EUROPE / USA	2006	P-DU6S94-02
1.000 cc. SUPERSPORT 1000 EUROPE / USA	2003- 2006	P-DU6S94-02
1.100 cc. HYPERMOTARD EVO SP 1100	2010- 2011	R-DU10SM07-01
1.100 cc. HYPERMOTARD EVO 1100	2010- 2012	R-DU10SM07-01
1.100 cc. HYPERMOTARD 1100	2008- 2012	R-DU10SM07-01
1.100 cc. HYPERMOTARD 1100 S	2008- 2012	R-DU10SM07-01
1.100 cc. MONSTER 1100	2009- 2010	R-DU10SM07-01
1.100 cc. MONSTER 1100 S	2009- 2010	R-DU10SM07-01
1.100 cc. MULTISTRADA 1100	2007- 2009	P-DU10S02-01
1.100 cc. MULTISTRADA 1100 S	2007- 2009	P-DU10S02-01
1.100 cc. STREETFIGHTER	2009- 2012	R-DU10S07-01
1.100 cc. STREETFIGHTER S	2009- 2012	R-DU10S07-01
1.100 cc. 1098	2007- 2008	R-DU10S07-01
1.100 cc. 1098 R / BAYLISS LE	2008- 2009	R-DU10S07-01
1.100 cc. 1098 S	2007- 2009	R-DU10S07-01
1.100 cc. 1098 S TRICOLORE	2007- 2008	R-DU10S07-01
1.200 cc. DIAVEL / ABS 1200	2011- 2013	R-DU10S07-01
1.200 cc. MULTISTRADA 1200	2010- 2011	R-DU10S07-01
1.200 cc. MULTISTRADA 1200 / ABS	2010- 2012	R-DU10S07-01
1.200 cc. 1198	2009- 2011	R-DU10S07-01
1.200 cc. 1198 S / SP	2009- 2011	R-DU10S07-01
1.200 cc. 1199 PANIGALE	2012- 2013	P-DU11S12-01
1.200 cc. 1199 PANIGALE S / TRICOLORE ABS 1200	2012- 2013	P-DU11S12-01
GILERA		
500 cc. NEXUS EU3	2006- 2009	P-G5SC05-01
500 cc. NEXUS SP EURO 3	2006- 2007	P-G5SC05-01
500 cc. NEXUS 500	2002- 2006	P-G5SC05-01
800 cc. GP 800	2008- 2009	P-G8SC09-01
HONDA		
50 cc. APE 50		R-H1S06-01
100 cc. APE 100		R-H1S06-01
125 cc. MSX 125	2013	P-H1N13-01
125 cc. PCX 125	2010- 2011	P-H1SC11-01
125 cc. SH 125 4T LC	2001- 2010	P-H1SC07-01
125 cc. XL 125 VARADERO	2004- 2006	P-H1E05-01
125 cc. XLV 125 VARADERO	2002- 2006	P-H1E05-01
	2007- 2010	P-H1E08-01
150 cc. SH 150 4T LC	2005- 2010	P-H1SC07-01
250 cc. CBR 250	2011	P-H2S11-01
300 cc. SH 300 / ABS	2007- 2012	P-H3SC07-01
400 cc. CB 400 SF V-TEC	1998- 2006	R-H4S06-01

APPLICAZIONI / APPLICATIONS	ANNO / YEAR	ATHENA #
HONDA		
400 cc. CB 400 SUPER FOUR	1994-1997	R-H4S94-01
400 cc. CB 400 SUPER FOUR S	1994-1997	R-H4S94-01
400 cc. XL 400	1989-1999	R-H6E89-01
500 cc. CB 500	2004-2006	R-H4S94-01
500 cc. CBF 500	2004-2008	R-H9S02-01
600 cc. CB 600 HORNET F / S F2	1998-2006	R-H9S02-01
	2007-2009	R-H6N07-01
600 cc. CBF 600	2004-2006	R-H9S02-01
	2007-2010	R-H6N07-01
600 cc. CBF 600 F	2005	R-H9S02-01
600 cc. CBF 600 S / ABS	2004-2006	R-H9S02-01
600 cc. CBR 600 FS/FS SPORT	2001-2006	P-H6S01-01
600 cc. CBR 600 F4 SPORT	1999-2000	P-H6S99-01
600 cc. CBR 600 RR	2003-2006	P-H6S03-0R
	2007-2010	P-H6S07-0R
600 cc. HORNET 600	2007-2008	R-H6N07-01
600 cc. XL 600 V TRANSALP	1989-1999	R-H6E89-01
650 cc. FMX 650	2005-2008	P-H6SM05-01
650 cc. XL 650 V TRANSALP	2001-2007	P-H6E01-01
650 cc. XRV 650 AFRICA TWIN	1990-1992	R-H6E89-01
700 cc. INTEGRA 700 D	2012-2013	P-H7N12-01
700 cc. NC 700 S/X	2012-2013	P-H7N12-01
700 cc. NT 700 V DEAUVILLE / ABS	2006-2010	R-H7C08-01
700 cc. XL 700 V TRANSALP	2008-2010	P-H7E08-01
750 cc. VT 750 C SHADOW AERO	2010	R-H7C07-01
750 cc. VT 750 C SHADOW	2007-2010	R-H7C07-01
750 cc. VT 750 C2 SHADOW SPIRIT	2007-2008	R-H7C07-01
750 cc. VT 750 SHADOW	2004-2008	R-H7C07-01
750 cc. XRV 750 AFRICA TWIN	1990-1992	R-H6E89-01
800 cc. VFR 800 FI 98-01	1998-2005	P-H8S04-01
800 cc. VFR 800 V-TEC 02-09	1998-2009	P-H8S04-01
900 cc. CBR 900 RR	1992-1999	P-H9S92-01
900 cc. CBR 954 RR	2002-2003	P-H9S02-01
900 cc. HORNET 900	2002-2008	R-H9S02-01
1.000 cc. CB 1000 R/ABS	2008-2010	R-H10N08-01
1.000 cc. CB 1000 SF		R-H13N04-01
1.000 cc. CBF 1000	2006-2010	R-H10N06-01
1.000 cc. CBF 1000 F TRAVEL / CBF1000 F (ABS)	2006-2010	R-H10N06-01
1.000 cc. CBR 1000 RR FIREBLADE	2004-2006	R-H10S04-0R
1.000 cc. CBR 1000 RR/R	2004-2007	R-H10S04-0R
	2008-2012	P-H10S08-0R
1.000 cc. VTR 1000 SP	2000-2006	R-H10S03-0R
1.000 cc. VTR 1000 F FIRESTORM	1997-2008	P-H10E98-01
1.000 cc. XL 1000 V VARADERO	1998-2002	P-H10E98-01
	2003-2010	P-H10E03-01
1.000 cc. XL 1000 VARADERO	1998-2002	P-H10E98-01
	2003-2010	P-H10E03-01
1.100 cc. CB 1100 SF X-ELEVEN	1999-2001	P-H11S99-01
1.100 cc. CBR 1100 XX	1999-2009	P-H11S99-01
1.300 cc. CB 1300 SF	2002	R-H13N04-01
1.300 cc. CB 1300 X-4		R-H13N04-01
1.300 cc. ST 1300	2002-2011	R-H13T06-01
1.300 cc. ST 1300 PAN EUROPEAN / ABS	2002-2009	R-H13T06-01
HUSQVARNA		

APPLICAZIONI / APPLICATIONS	ANNO / YEAR	ATHENA #
900 cc. NUDA - NUDA R 900	2012	P-BM8S09-01
KAWASAKI		
250 cc. NINJA R EX 250 F	2008-2013	P-K2S08-01
400 cc. ZR 400 ZEPHIR	1989-1995	R-K7N06-01
550 cc. KZ 550 A	1980-1983	R-K7N06-01
550 cc. KZ 550 C.LTD / GP	1980-1984	R-K7N06-01
550 cc. KZ 550 D GP	1981	R-K7N06-01
550 cc. KZ 550 SPECTURE	1983-1984	R-K7N06-01
550 cc. ZX 550 GPZ	1984-1986	R-K7N06-01
600 cc. NINJA ZX-6R 600 (ZX6/ZX6R)	1998-2002	P-K6S98-01
	2003-2004	P-K6S04-0R
	2005-2006	P-K6S05-01
	2007-2008	P-K6S07-0R
	2009-2011	P-K6S09-0R
636 cc. NINJA ZX-6R/ZX-6RR	1998-2002	P-K6S98-01
	2003-2004	P-K6S04-0R
	2005-2006	P-K6S05-01
650 cc. ER-6 F/N	2006-2008	P-K6N06-01
	2009-2010	P-K6N09-01
650 cc. ER-6F 650 ABS	2009	P-K6N09-01
650 cc. ER-6N 650 ABS	2009-2010	P-K6N09-01
650 cc. KLE VERSYS 650 / ABS	2007-2012	P-K6N06-01
650 cc. KLR 650	1987-2012	R-K6E07-02
750 cc. Z 750 / ABS	2003-2011	TC-K1S05-S2 <small>Coperchio scatola aria</small>
	2004-2011	R-K10S03-01
750 cc. ZR 750	1999	R-K7N06-01
750 cc. ZR 750 LEFT		R-K7N06-01
750 cc. ZR 750 ZEPHIR C1 / C3		R-K7N06-01
750 cc. ZR 750 ZEPHYR	1991-1998	R-K7N06-01
750 cc. ZR 750 ZEPHYR / CHAIN DRIVE		R-K7N06-01
900 cc. NINJA ZX 900 / GPZ 900 R	1984-1986	R-K9S86-01
900 cc. NINJA ZX-9 R 900	1998-2002	P-K9S98-01
900 cc. ZL 900 ELIMINATOR	1985-1987	R-K9S86-01
1.000 cc. KLV 1000	2004-2006	P-S10E03-01
1.000 cc. NINJA ZX-10R 1000	2004-2007	P-K10S04-01
	2008	P-K10S08-0R
1.000 cc. VERSYS 1000	2012	P-K10S10-OR
1.000 cc. Z 1000 / ABS	2003-2009	R-K10S03-01
	2010-2012	P-K10S10-OR
1.000 cc. Z 1000 AIR BOX COVER STAGE 2 (S2)		TC-K1S05-S2 <small>Coperchio scatola aria</small>
		TC-K1S05-S2 <small>Coperchio scatola aria</small>
1.000 cc. ZG 1000 A CONCOURS	1986-2006	R-K9S86-01
1.000 cc. ZX-10R 1000	2004-2007	P-K10S04-01
	2008-2010	P-K10S08-0R
	2011-2012	P-K10S11-OR
1.100 cc. ZEPHYR 1100	1992-1999	R-K11S92-01
1.100 cc. ZR 1100 A	1992-1997	R-K11S92-01
1.100 cc. ZR 1100 ZEPHYR / CHAIN DRIVE	1992-1997	R-K11S92-01
1.100 cc. ZRX 1100	1997-2000	R-K11S99-01
1.200 cc. NINJA ZX-12R	2000-2006	P-K12S04-01
1.200 cc. ZRX 1200 / R / S	2001-2009	R-K11S99-01
1.200 cc. ZX-12R 1200	2000-2006	P-K12S04-01
1.200 cc. ZZ-R 1200	2003-2006	P-K12S05-01

APPLICAZIONI / APPLICATIONS	ANNO/ YEAR	ATHENA #
KAWASAKI		
1.400 cc. CONCOURS 1400	2008- 2011	P-K14S06-01
1.400 cc. ZG 1400	2008- 2011	P-K14S06-01
1.400 cc. ZX 14 R	2006- 2011	P-K14S06-01
	2012	P-K14S12-01
1.400 cc. ZZR 1400	2006- 2011	P-K14S06-01
	2012	P-K14S12-01
KTM		
1.190 cc. RC8 1190	2008- 2009	P-KT11S08-01
KYMCO		
125 cc. AGILITY R16 125	2008- 2009	P-KY1SC11-01
125 cc. AGILITY 125 RS	2009- 2013	P-KY1SC11-01
125 cc. GRAND DINK 125 / EURO2	2001- 2004	P-KY1SC09-01
125 cc. GRAND DINK 125 EU3	2006- 2007	P-KY1SC09-01
125 cc. PEOPLE S 125	2005- 2006	P-KY1SC11-01
125 cc. PEOPLE S 125 DD EURO3	2007- 2008	P-KY1SC11-01
125 cc. PEOPLE 125 4T	1999- 2008	P-KY1SC11-01
125 cc. SUPER 8 125	2008- 2009	P-KY1SC11-01
150 cc. AGILITY R16 150	2008- 2013	P-KY1SC11-01
150 cc. GRAND DINK 150 / EURO2	2001- 2004	P-KY1SC09-01
150 cc. PEOPLE 150 4T	1999- 2008	P-KY1SC11-01
200 cc. AGILITY 200I R16 200	2010- 2013	P-KY1SC11-01
200 cc. DINK 200 EU3 I	2006- 2007	P-KY1SC09-01
200 cc. PEOPLE S 200 / PEOPLE S 200I	2005- 2008	P-KY1SC11-01
250 cc. GRAND DINK EURO2 250	2003- 2004	P-KY1SC09-01
250 cc. GRAND DINK 250	2001- 2002	P-KY1SC09-01
250 cc. X CITING/ X CITING i 250	2005- 2007	P-KY1SC09-01
300 cc. X CITING 300I / R	2008- 2009	P-KY1SC09-01
400 cc. X-CITING 400 i	2013- 2014	P-KY4SC13-01
500 cc. X-CITING / I / R 500	2005- 2012	P-KY5SC12-01
MALAGUTI		
500 cc. SPIDERMAX GT/RS 500	2004- 2008	P-G5SC05-01
MBK		
150 cc. YP SKYLINER 150 4T	2002- 2003	R-Y1SC09-01
MOTO GUZZI		
850 cc. BREVA 850	2006- 2008	R-AP10S00-01
1.100 cc. V BREVA 1100	2005- 2008	R-AP10S00-01
1.200 cc. BREVA 1200 SPORT	2008	R-AP10S00-01
1.200 cc. NORGE 1200	2007- 2008	R-AP10S00-01
MV AGUSTA		
675 cc. BRUTALE 675	2013	R-AG6S13-0R
675 cc. F3 675	2013	R-AG6S13-0R
750 cc. BRUTALE 750 / S	2003- 2008	P-AG9N06-01
750 cc. F4 / F4S 750	1999- 2003	P-AG10S06-01
910 cc. BRUTALE 910 R/S EURO 3	2007- 2008	P-AG10N13-01
910 cc. BRUTALE 910 S / R	2005- 2008	P-AG9N06-01
920 cc. BRUTALE 920	2010	P-AG10N13-01
989 cc. BRUTALE R 989	2008- 2009	P-AG10N13-01
990 cc. BRUTALE 990R	2010	P-AG10N13-01
998 cc. F4 ORO 998		P-AG10S06-01
998 cc. F4 312 R 998	2007- 2008	P-AG10S06-01
1.000 cc. F4 / F4R	2004- 2008	P-AG10S06-01
	2012	P-AG10S12-01
1.000 cc. F4 RR 1000	2010	P-AG10S12-01
1.000 cc. F4 SENNA 1000		P-AG10S06-01

APPLICAZIONI / APPLICATIONS	ANNO/ YEAR	ATHENA #
1.078 cc. BRUTALE RR 1078	2008- 2009	P-AG10N13-01
1.090 cc. BRUTALE 1090	2010	P-AG10N13-01
1.090 cc. BRUTALE 1090 R	2012- 2013	P-AG10N13-01
1.100 cc. 1090 BRUTALE RR	2012- 2013	P-AG10N13-01
PIAGGIO		
500 cc. X9 EVOLUTION 500 / ABS	2003- 2007	P-G5SC05-01
500 cc. X9 500	2001- 2002	P-G5SC05-01
SUZUKI		
400 cc. AN BURGMAN 400 4T LC	2007- 2011	P-S4SC11-01
600 cc. GSF 600 BANDIT	1996- 1999	P-S7S93-01
	2005- 2010	P-S6S00-01
600 cc. GSR 600	2006- 2011	P-S6S06-01
600 cc. GSX-R 600	1996- 2000	R-S7S96-01
	2002- 2003	P-S10S02-01
	2004- 2005	P-S7S04-0R
	2006- 2010	P-S6S06-0R
	2011- 2012	P-S6S11-0R
650 cc. AN BURGMAN 650	2003- 2009	P-S6SC03-01
650 cc. DL V-STROM 650	2004- 2012	P-S10E03-01
650 cc. GSF 650 BANDIT	2005- 2010	P-S6S00-01
650 cc. GSF 650 BANDIT S	2005- 2009	P-S6S00-01
650 cc. GSX F 650	2008- 2009	P-S6S00-01
650 cc. SV 650	2003/2005- 2009	P-S6S03-01
750 cc. GSR 750	2011	P-S6S06-01
750 cc. GSX-R 750	1988- 1992	R-S7S88-01
	1993- 1995	P-S7S93-01
	1996- 1999	R-S7S96-01
	2000- 2003	P-S10S02-01
	2004- 2005	P-S7S04-0R
	2006- 2010	P-S6S06-0R
	2011- 2012	P-S6S11-0R
750 cc. GSX-R 750 W / T / V	1993- 1995	P-S7S93-01
1.000 cc. DL V-STROM 1000	2002- 2010	P-S10E03-01
1.000 cc. GSX-R 1000	2001- 2004	P-S10S02-01
	2005- 2008	P-S10S05-0R
	2009- 2010	P-S10S09-0R
1.000 cc. SV 1000	2003- 2008	P-S6S03-01
1.100 cc. GSX-R 1100	1989- 1992	R-S7S88-01
	2005- 2007	P-S10S05-0R
1.100 cc. GSX-R 1100 W	1993- 1998	P-S7S93-01
1.200 cc. GSF 1200 BANDIT	1996- 2000	P-S7S93-01
	2001- 2005	P-S6S00-01
1.250 cc. GSF BANDIT 1250	2009- 2010	P-S6S00-01
1.250 cc. GSF 1250 BANDIT S	2007- 2010	P-S6S00-01
1.300 cc. GSX B-KING 1300	2008- 2009	P-S13N08-01
1.300 cc. GSX-R 1300 HAYABUSA	1999- 2007	R-S13S99-01
	2008- 2010	P-S13S08-0R
1.400 cc. GSX 1400	2001- 2007	R-S14S01-01
SYM		
125 cc. HD EVO EURO3	2007- 2012	P-SY2SC12-01
125 cc. HD EVO 125 / DT / TAMBURO	2007- 2012	P-SY2SC12-01
125 cc. HD 125 / HD2 / EU2 / EU3	2005- 2006	P-SY2SC12-01
125 cc. JOYRIDE 125 / EU2	2003- 2008	P-SY2SC13-01
125 cc. VS 125	2006- 2007	P-SY1SC12-01

APPLICAZIONI / APPLICATIONS	ANNO / YEAR	ATHENA #
SYM		
125 cc. VS 125 EURO3	2008- 2011	P-SY1SC12-01
150 cc. VS 150	2006- 2007	P-SY1SC12-01
150 cc. VS 150 EURO3	2007- 2011	P-SY1SC12-01
200 cc. HD 200 EVO/EU2/EU3 I/TAMBURO I	2004- 2013	P-SY2SC12-01
200 cc. JOYRIDE 200 / EU2 / EU3 I	2003- 2010	P-SY2SC13-01
200 cc. JOYRIDE 200 EVO	2009- 2013	P-SY2SC13-01
250 cc. GTS 250	2005- 2007	P-SY3SC13-01
250 cc. GTS 250 EFI	2009- 2011	P-SY3SC13-01
250 cc. GTS 250 EFI EVO	2010- 2011	P-SY3SC13-01
300 cc. CITYCOM 300 EFI	2010- 2013	P-SY3SC12-01
300 cc. CITYCOM 300 i CBS	2012	P-SY3SC12-01
300 cc. GTS 300 EFI EURO3	2009- 2011	P-SY4SC13-01
300 cc. GTS 300 EFI F4	2012- 2013	P-SY3SC13-01
400 cc. MAXSYM 400i	2011- 2013	P-SY4SC13-01
TRIUMPH		
670 cc. DAYTONA 675	2006- 2012	P-TR6S06-01
	2013	P-TR6S13-0R
675 cc. SPEED TRIPLE 675	2008- 2012	P-TR6S06-01
675 cc. STREET TRIPLE 675 R	2009- 2012	P-TR6S06-01
	2013	P-TR6S13-0R
800 cc. AMERICA 800	2003	R-TR9S04-02
800 cc. BONNEVILLE T 100 800	2002- 2012	R-TR8S04-01
800 cc. BONNEVILLE 800	2001- 2008	R-TR8S04-01
800 cc. BONNEVILLE 800 AMERICA	2002	R-TR9S04-02
800 cc. SPEEDMASTER 800	2003- 2005	R-TR9S04-02
900 cc. AMERICA 900	2004- 2013	R-TR9S04-02
900 cc. BONNEVILLE 900 SE	2010- 2012	R-TR8S04-01
900 cc. BONNEVILLE T 100 900	2005- 2010	R-TR8S04-01
900 cc. BONNEVILLE 900	2007- 2010	R-TR8S04-01
900 cc. SCRABLER 900	2006- 2012	R-TR8S04-01
900 cc. SPEED TRIPLE T509 885	1997- 2002	P-TR9S04-01
900 cc. SPEEDMASTER 900	2005- 2013	R-TR9S04-02
900 cc. SPRINT RS 900	2002- 2004	R-TR9S03-01
900 cc. THRUXTON 900	2004- 2012	R-TR8S04-01
955 cc. DAYTONA 955i	2002- 2006	R-TR9S03-01
955 cc. SPEED TRIPLE 955	2002- 2004	R-TR9S03-01
955 cc. SPRINT RS 955	2002- 2004	R-TR9S03-01
955 cc. SPRINT ST 955	2002- 2004	R-TR9S03-01
955 cc. TIGER 955i	2001- 2006	P-TR9S04-01
1.000 cc. SPEED TRIPLE 1000	2002- 2004	R-TR9S03-01
1.050 cc. SPEED TRIPLE T509 1050	2002	R-TR9S03-01
1.050 cc. SPEED TRIPLE 1050	2005- 2010	P-TR10S05-01
	2011	P-TR10S11-01
1.050 cc. SPRINT ST 1050 / GT ABS	2005- 2010	P-TR10S05-01
1.050 cc. TIGER 1050	2007- 2013	P-TR10S05-01
1.600 cc. TUNDEBIRD 1600	2010- 2013	R-TR9S04-02
2.300 cc. ROCKET III CLASSIC 2300	2006- 2009	R-TR23CR05-01
2.300 cc. ROCKET III ROADSTER 2300	2010- 2012	R-TR23CR05-01
2.300 cc. ROCKET III TOURING 2300	2008- 2012	R-TR23CR05-01
2.300 cc. ROCKET III 2300	2004- 2010	R-TR23CR05-01
YAMAHA		
125 cc. X-CITY 125 VP	2008- 2012	P-Y2SC09-01
125 cc. X-MAX 125 YP R / ABS	2008- 2012	P-Y2SC09-01
125 cc. XQ MAXTER 125 4T LC	2000- 2002	R-Y1SC09-01

APPLICAZIONI / APPLICATIONS	ANNO / YEAR	ATHENA #
125 cc. XQ THUNDER 125		R-Y1SC09-01
125 cc. YP MAJESTY 125 4T	1998- 2000	R-Y1SC09-01
125 cc. YP 125 E MAJESTY 4T	2001- 2009	R-Y1SC09-01
150 cc. XQ MAXTER 150 4T LC	2001- 2002	R-Y1SC09-01
150 cc. XQ THUNDER 150	2002	R-Y1SC09-01
150 cc. YP MAJESTY 150 4T LC	2000- 2002	R-Y1SC09-01
180 cc. YP 180 E MAJESTY	2003	R-Y1SC09-01
180 cc. YR 180 R MAJESTY	2003	R-Y1SC09-01
250 cc. X-CITY 250 VP	2005- 2012	P-Y2SC09-01
250 cc. X-MAX 250 YP R / BLACK	2005- 2012	P-Y2SC09-01
250 cc. XT SEROW 250	2005- 2006	P-Y2E06-01
250 cc. XT 250 X	2006	P-Y2E06-01
250 cc. XT 250 TRICKER		P-Y2E06-01
250 cc. XT 250 TRICKER AIR BOX COVER STAGE 2 (S2)		TC-Y2E06-S2 Coperchio scatola aria
500 cc. XP T-MAX 500 / ABS	2001- 2007	TC-Y5SC05-S2 Coperchio scatola aria
	2001- 2007	R-Y5SC05-01
	2008- 2010	P-Y5SC08-01
530 cc. XP T-MAX 530	2012	P-Y5SC08-01
600 cc. FZR 600	2009- 2010	P-Y6N09-01
600 cc. FZS 600 FAZER	1998- 2003	R-Y6S98-01
	2004- 2009	P-Y6S04-01
600 cc. FZ6 / ABS	2009- 2012	P-Y6N09-01
600 cc. FZ6 S2 / ABS	2007- 2009	P-Y6S04-01
600 cc. TT 600 R	1998- 2004	P-Y6E98-01
600 cc. XJ6-N / DIVERSION 600	2009	P-Y6N09-01
600 cc. XT 600 E	1990- 2003	P-Y6E90-01
600 cc. YZF 600 R6	2000- 2005	R-Y6S03-01
	2006- 2007	P-Y6S06-0R
	2008- 2012	P-Y6S08-0R
660 cc. MT-03 660	2006- 2008	P-Y6E04-01
660 cc. XT 660 R / X	2004- 2010	P-Y6E04-S2 Coperchio scatola aria
	2004- 2010	P-Y6E04-01
660 cc. XT 660 X SUPER MOTARD	2004- 2010	P-Y6E04-01
660 cc. XT 660R AIR BOX COVER FILTER STAGE 2 (S2)	2004- 2008	P-Y6E04-S2 Coperchio scatola aria
660 cc. XTZ 660 TENERE'	1993- 1998	P-Y6E90-01
	2007- 2010	P-Y6E08-S2 Coperchio scatola aria
	2008- 2012	TCI-Y6E08-S1 S1 INTAKE INSERT Coperchio scatola aria
	2008- 2010	TC-Y6E08-S2 Coperchio scatola aria
	2008- 2011	R-Y6E08-01
700 cc. FZ 700	1986- 1987	R-Y8E92-01
750 cc. FZ 750	1986- 1988	R-Y8E92-01
750 cc. FZR 750	1987- 1988	R-Y8E92-01
800 cc. FZ8 800	2010- 2012	P-Y10S06-01
850 cc. FZ-09	2014	P-Y8N14-01
850 cc. MT-09	2014	P-Y8N14-01
850 cc. TDM 850	1992- 2002	R-Y8E92-01
900 cc. TDM 900	2002- 2008	P-Y9E02-01
1.000 cc. FZR 1000 GENESIS / EXUP / D / DC / E / EC	1987- 1988	R-Y8E92-01
1.000 cc. FZS 1000 FAZER	2000- 2005	R-Y10S00-01
1.000 cc. FZ1 FAZER 1000 (ABS)	2006- 2012	P-Y10S06-01
1.000 cc. FZ1 1000	2006- 2010	P-Y10S06-01
1.000 cc. YZF 1000 R1	1998- 2001	R-Y10S98-01
	2002- 2003	P-Y10S03-01
	2002- 2003	P-Y10S03-0R

APPLICAZIONI / APPLICATIONS	ANNO/ YEAR	ATHENA #
YAMAHA		
1.000 cc. YZF 1000 R1	2004- 2006	P-Y10S04-0R
	2007- 2008	P-Y10S07-0R
	2009- 2012	P-Y10S09-0R
1.100 cc. BT BULLDOG 1100	2002- 2003	R-Y8E92-01
1.200 cc. FJR	1994- 1998	R-Y13S99-01
1.200 cc. V-MAX 1200	1985- 2002	R-Y12S85-01
1.200 cc. XJR 1200 / SP	1995- 2001	R-Y13S99-01
1.200 cc. XT 1200 Z SUPER TENERE	2010- 2012	P-Y12E10-01
1.300 cc. XJR 1300 / XJR 1300 SP	1999- 2005	R-Y13S99-01
	2007- 2010	R-Y13N07-01
1.700 cc. V-MAX 1700	2009- 2012	P-Y17N09-01

PULITORE PER FILTRO ARIA DSK-2001



APPLICAZIONI PER CODICE / APPLICATION BY CODE

APPLICAZIONI / APPLICATIONS	ANNO/YEAR
P-AG10N13-01	
MV AGUSTA	
910 cc. BRUTALE 910 R/S EURO 3	2007 - 2008
920 cc. BRUTALE 920	2010
989 cc. BRUTALE R 989	2008 - 2009
990 cc. BRUTALE 990R	2010
1.078 cc. BRUTALE RR 1078	2008 - 2009
1.090 cc. BRUTALE 1090	2010
1.090 cc. BRUTALE 1090 R	2012 - 2013
1.100 cc. 1090 BRUTALE RR	2012 - 2013
P-AG10S06-01	
MV AGUSTA	
750 cc. F4 / F4S 750	1999 - 2003
998 cc. F4 ORO 998	
998 cc. F4 312 R 998	2007 - 2008
1.000 cc. F4 / F4R	2004 - 2008
1.000 cc. F4 SENNA 1000	
P-AG10S12-01	
MV AGUSTA	
1.000 cc. F4 / F4R	2012
1.000 cc. F4 RR 1000	2010
P-AG9N06-01	
MV AGUSTA	
750 cc. BRUTALE 750 / S	2003 - 2008
910 cc. BRUTALE 910 S / R	2005 - 2008
P-AP10E02-01	
APRILIA	
1.000 cc. ETV CAPO NORD / RALLY / ABS	2000 - 2008
P-AP10S04-02	
APRILIA	
1.000 cc. RSV 1000	2004 - 2008
1.000 cc. RSV 1000 NERA	2004 - 2008
1.000 cc. RSV 1000 R	2005 - 2008
1.000 cc. RSV 1000 R FACTORY / DREAM	2004 - 2008
1.000 cc. RSV 1000 TUONO R	2005 - 2006
1.000 cc. TUONO 1000	2005 - 2008
1.000 cc. TUONO 1000 R FACTORY	2006 - 2010
P-AP10S09-0R	
APRILIA	
1.000 cc. RSV 1000	2004 - 2008
1.000 cc. RSV 1000 NERA	2004 - 2008
1.000 cc. RSV 1000 R	2005 - 2008
1.000 cc. RSV 1000 R FACTORY / DREAM	2004 - 2008
1.000 cc. RSV 1000 TUONO R	2005 - 2006
1.000 cc. TUONO 1000	2005 - 2008
1.000 cc. TUONO 1000 R FACTORY	2006 - 2010
P-AP10S09-0R	
APRILIA	
1.000 cc. RSV4 1000 R/FACTORY/SPECIAL EDITION	2009 - 2010
P-AP12SM11-S2	
APRILIA	
1.200 cc. DORSODURO 1200	2011 - 2012
P-AP12SM11-01	
APRILIA	
1.200 cc. DORSODURO 1200	2011 - 2012
P-AP6SM05-01	
APRILIA	
650 cc. PEGASO 650 I.E.	2005
650 cc. PEGASO 650 STRADA	2005 - 2008
650 cc. PEGASO 650 TRAIL	2006 - 2008
660 cc. PEGASO STRADA / FUN / FACTORY / TRAIL	2006 - 2010
P-AP7N09-01	
APRILIA	
750 cc. DORSODURO	2008 - 2010
750 cc. SHIVER	2008 - 2010
P-AP8N09-01	
APRILIA	
400 cc. ATLANTIC 400	2001 - 2004
500 cc. ATLANTIC 500 4T LC	2001 - 2004
850 cc. MANA / GT	2008 - 2010
P-BE11N07-01	
BENELLI	

APPLICAZIONI / APPLICATIONS	ANNO/YEAR
900 cc. TORNADO 3 900	2003 - 2008
1.130 cc. TNT CAFE RACER	2006 - 2008
1.130 cc. TNT SPORT 1130	2006 - 2008
1.130 cc. TNT 1130	2004 - 2008
1.130 cc. TORNADO 1130	2007 - 2008
1.130 cc. TRE-K 1130	2007 - 2008
P-BM10S10-0R	
BMW	
1.000 cc. S 1000 RR	2009 - 2012
P-BM12E05-01	
BMW	
900 cc. R 900 RT	2005
1.200 cc. HP2 MEGAMOTO 1200	2007 - 2011
1.200 cc. HP2 1200 ENDURO	2006 - 2008
1.200 cc. R 1200 GS ADVENTURE	2006 - 2012
1.200 cc. R 1200 GS/HP2	2004 - 2012
1.200 cc. R 1200 R	2007 - 2010
1.200 cc. R 1200 S	2006 - 2010
1.200 cc. R 1200 ST/RT	2005 - 2012
P-BM12E13-01	
BMW	
1.200 cc. R 1200 GS	2013
P-BM12S08-01	
BMW	
1.200 cc. K 1200 GT WITH INTEGRAL ABS	1997 - 2008
1.200 cc. K 1200 LT	1997 - 2008
1.200 cc. K 1200 LT WITH INTEGRAL ABS	1997 - 2008
1.200 cc. K 1200 RS	1997 - 2008
P-BM6E10-01	
BMW	
650 cc. F 65 / F 65 ST	1996 - 1997
650 cc. F 650	1996 - 1999
P-BM8S09-01	
BMW	
650 cc. F 650 GS	2008 - 2012
800 cc. F 800 GS	2008 - 2012
800 cc. F 800 R	2009 - 2012
800 cc. F 800 S	2006 - 2010
800 cc. F 800 ST	2006 - 2012
HUSQVARNA	
900 cc. NUDA - NUDA R 900	2012
P-DU10S02-01	
DUCATI	
620 cc. MULTISTRADA 620	2005
1.000 cc. MULTISTRADA 1000	2003 - 2009
1.100 cc. MULTISTRADA 1100	2007 - 2009
1.100 cc. MULTISTRADA 1100 S	2007 - 2009

APPLICAZIONI / APPLICATIONS	ANNO/YEAR
P-DU11S12-01	
P-DU11S12-01	
DUCATI	
1.200 cc. 1199 PANIGALE	2012 - 2013
1.200 cc. 1199 PANIGALE S / TRICOLORE ABS 1200	2012 - 2013
P-DU12S12-0R	
DUCATI	
989 cc. DESMOSEDICI RR 989	2008 - 2012
P-DU6S02-01	
DUCATI	
400 cc. MONSTER 400 I.E.	2004 - 2006
620 cc. MONSTER 620	2002 - 2009
620 cc. MONSTER 620 I.E. / DARK / EUR / USA	2002 - 2006
695 cc. MONSTER 695	2007 - 2009
750 cc. MONSTER 750	2002
800 cc. MONSTER	2003 - 2004
800 cc. MONSTER S2R 800 / DARK / EUROPE / USA	2005 - 2007
916 cc. 916 MONSTER S4	2001 - 2002
996 cc. 996 MONSTER S4R / USA / EUROPE	2001 - 2007
1.000 cc. MONSTER S2R	2006 - 2009
1.000 cc. MONSTER S4R S 998 EUROPE / USA	2006 - 2007
1.000 cc. MONSTER S4R 996 EUROPA / USA	2007 - 2008
1.000 cc. MONSTER 1000	2003 - 2005
P-DU6S94-02	
DUCATI	
400 cc. MONSTER 400	1995 - 2003
400 cc. MONSTER 400	1995 - 2003
400 cc. SUPERSPORT 400	1993 - 1997
600 cc. MONSTER CITY / CITY DARK 600	1999
600 cc. MONSTER DARK 600	1999
600 cc. MONSTER M 600	1993 - 2001
600 cc. MONSTER 600	1993 - 2001
600 cc. SUPERSPORT 600	1991 - 1999
620 cc. SPORT 620	2003
750 cc. MONSTER CITY / CITY DARK 750	1999
750 cc. MONSTER M 750	1997 - 1998
750 cc. MONSTER 750	1996 - 2001
750 cc. PASO 750	1987 - 1988
750 cc. SPORT 750	2001 - 2002
750 cc. SS 750	1991 - 2002
750 cc. SUPERSPORT 750 I.E.	2001 - 2002
800 cc. SPORT 800	2003
800 cc. SS 800	2003 - 2006
800 cc. SUPERSPORT 800 EUROPE / USA	2005 - 2009
800 cc. SUPERSPORT 800	2003 - 2004
851 cc. 851 SUPERBIKE BIPOSTO	1991 - 1992
888 cc. SP5 888	1993
888 cc. 888 SUPERBIKE STRADA	1994 - 1995
888 cc. 888 SUPERBIKE USA	1994 - 1995
900 cc. MONSTER CITY / CITY DARK 900	1999
900 cc. MONSTER I.E. 900	2000 - 2002
900 cc. MONSTER M 900 CROMO	2000 - 2001
900 cc. MONSTER 900	1993 - 1999
900 cc. SPORT 900 I.E.	2002
900 cc. SS FE 900	1998
900 cc. SS 900	1991 - 1998
900 cc. SUPERLIGHT DESMO 900	1993 - 1994
900 cc. SUPERSPORT CR USA / FE 900	1998
900 cc. SUPERSPORT USA 900	1999
900 cc. SUPERSPORT 900	1998 - 1999
900 cc. SUPERSPORT 900	1998 - 1999
900 cc. SUPERSPORT 900 I.E.	2000 - 2002
900 cc. SUPERSPORT 900 SUPERLIGHT	1991 - 1997
907 cc. 907 I.E.	1990 - 1993
916 cc. ST4 916	1999
916 cc. 916 SPORT TOURING 4 / USA	2001 - 2003
944 cc. 944 ST2	1997 - 2003
996 cc. SPORT TOURING 4S ABS EUROPE / USA	2002 - 2005
996 cc. ST4S 996	2001 - 2004
996 cc. 996 ST4S / ABS	2001 - 2009
1.000 cc. SPORT TOURING 3 EUROPE / USA	2004 - 2007
1.000 cc. SPORT TOURING 3S ABS EUROPE / USA	2006
1.000 cc. SUPERSPORT 1000 EUROPE / USA	2003 - 2006

APPLICAZIONI / APPLICATIONS	ANNO/YEAR
P-G5SC05-01	
GILERA	
500 cc. NEXUS EU3	2006 - 2009
500 cc. NEXUS SP EURO 3	2006 - 2007
500 cc. NEXUS 500	2002 - 2006
MALAGUTI	
500 cc. SPIDERMAX GT/RS 500	2004 - 2008
PIAGGIO	
500 cc. X9 EVOLUTION 500 / ABS	2003 - 2007
500 cc. X9 500	2001 - 2002
P-G8SC09-01	
GILERA	
800 cc. GP 800	2008 - 2009
P-H1E05-01	
HONDA	
125 cc. XL 125 VARADERO	2004 - 2006
125 cc. XLV 125 VARADERO	2002 - 2006
P-H1E08-01	
HONDA	
125 cc. XLV 125 VARADERO	2007 - 2010
P-H1N13-01	
HONDA	
125 cc. MSX 125	2013
P-H1SC07-01	
HONDA	
125 cc. SH 125 4T LC	2001 - 2010
150 cc. SH 150 4T LC	2005 - 2010
P-H1SC11-01	
HONDA	
125 cc. PCX 125	2010 - 2011
P-H10E03-01	
HONDA	
1.000 cc. XL 1000 V VARADERO	2003 - 2010
1.000 cc. XL 1000 VARADERO	2003 - 2010
P-H10E98-01	
HONDA	
1.000 cc. VTR 1000 F FIRESTORM	1997 - 2008
1.000 cc. XL 1000 V VARADERO	1998 - 2002
1.000 cc. XL 1000 VARADERO	1998 - 2002
P-H10S08-0R	
HONDA	
1.000 cc. CBR 1000 RR/R	2008 - 2012
P-H11S99-01	
HONDA	
1.100 cc. CB 1100 SF X-ELEVEN	1999 - 2001
1.100 cc. CBR 1100 XX	1999 - 2009
P-H2S11-01	
HONDA	
250 cc. CBR 250	2011
P-H3SC07-01	
HONDA	
300 cc. SH 300 / ABS	2007 - 2012
P-H6E01-01	
HONDA	
650 cc. XL 650 V TRANSALP	2001 - 2007
P-H6SM05-01	
HONDA	
650 cc. FMX 650	2005 - 2008
P-H6S01-01	
HONDA	
600 cc. CBR 600 FS/FS SPORT	2001 - 2006
P-H6S03-0R	
HONDA	
600 cc. CBR 600 RR	2003 - 2006
P-H6S07-0R	
HONDA	
600 cc. CBR 600 RR	2007 - 2010
P-H6S99-01	
HONDA	
600 cc. CBR 600 F4 SPORT	1999 - 2000

APPLICAZIONI / APPLICATIONS	ANNO/YEAR
P-H7E08-01	
P-H7E08-01	
HONDA	
700 cc. XL 700 V TRANSALP	2008 - 2010
P-H7N12-01	
HONDA	
700 cc. INTEGRA 700 D	2012 - 2013
700 cc. NC 700 S/X	2012 - 2013
P-H8S04-01	
HONDA	
800 cc. VFR 800 FI 98-01	1998 - 2005
800 cc. VFR 800 V-TEC 02-09	1998 - 2009
P-H9S02-01	
HONDA	
900 cc. CBR 954 RR	2002 - 2003
P-H9S92-01	
HONDA	
900 cc. CBR 900 RR	1992 - 1999
P-KT11S08-01	
KTM	
1.190 cc. RC8 1190	2008 - 2009
P-KY1SC09-01	
KYMCO	
125 cc. GRAND DINK 125 / EURO2	2001 - 2004
125 cc. GRAND DINK 125 EU3	2006 - 2007
150 cc. GRAND DINK 150 / EURO2	2001 - 2004
200 cc. DINK 200 EU3 I	2006 - 2007
250 cc. GRAND DINK EURO2 250	2003 - 2004
250 cc. GRAND DINK 250	2001 - 2002
250 cc. X CITING/ X CITING i 250	2005 - 2007
300 cc. X CITING 300I / R	2008 - 2009
P-KY1SC11-01	
KYMCO	
125 cc. AGILITY R16 125	2008 - 2009
125 cc. AGILITY 125 RS	2009 - 2013
125 cc. PEOPLE S 125	2005 - 2006
125 cc. PEOPLE S 125 DD EURO3	2007 - 2008
125 cc. PEOPLE 125 4T	1999 - 2008
125 cc. SUPER 8 125	2008 - 2009
150 cc. AGILITY R16 150	2008 - 2013
150 cc. PEOPLE 150 4T	1999 - 2008
200 cc. AGILITY 200I R16 200	2010 - 2013
200 cc. PEOPLE S 200 / PEOPLE S 200I	2005 - 2008
P-KY5SC12-01	
KYMCO	
500 cc. X-CITING / I / R 500	2005 - 2012
P-K10S04-01	
KAWASAKI	
1.000 cc. NINJA ZX-10R 1000	2004 - 2007
1.000 cc. ZX-10R 1000	2004 - 2007
P-K10S08-0R	
KAWASAKI	
1.000 cc. NINJA ZX-10R 1000	2008
1.000 cc. ZX-10R 1000	2008 - 2010
P-K10S10-0R	
KAWASAKI	
1.000 cc. VERSYS 1000	2012
1.000 cc. Z 1000 / ABS	2010 - 2012
P-K10S11-0R	
KAWASAKI	
1.000 cc. ZX-10R 1000	2011 - 2012
P-K12S04-01	
KAWASAKI	
1.200 cc. NINJA ZX-12R	2000 - 2006
1.200 cc. ZX-12R 1200	2000 - 2006
P-K12S05-01	
KAWASAKI	
1.200 cc. ZZ-R 1200	2003 - 2006
P-K14S06-01	
KAWASAKI	
1.400 cc. CONCOURS 1400	2008 - 2011

APPLICAZIONI / APPLICATIONS	ANNO/YEAR
1.400 cc. ZG 1400	2008 - 2011
1.400 cc. ZX 14 R	2006 - 2011
1.400 cc. ZZR 1400	2006 - 2011
P-K14S12-01	
KAWASAKI	
1.400 cc. ZX 14 R	2012
1.400 cc. ZZR 1400	2012
P-K2S08-01	
KAWASAKI	
250 cc. NINJA R EX 250 F	2008 - 2013
P-K6N06-01	
KAWASAKI	
650 cc. ER-6 F/N	2006 - 2008
650 cc. KLE VERSYS 650 / ABS	2007 - 2012
P-K6N09-01	
KAWASAKI	
650 cc. ER-6 F/N	2009 - 2010
650 cc. ER-6F 650 ABS	2009
650 cc. ER-6N 650 ABS	2009 - 2010
P-K6S04-0R	
KAWASAKI	
600 cc. NINJA ZX-6R 600 (ZX6/ZX6R)	2003 - 2004
636 cc. NINJA ZX-6R/ZX-6RR	2003 - 2004
P-K6S05-01	
KAWASAKI	
600 cc. NINJA ZX-6R 600 (ZX6/ZX6R)	2005 - 2006
636 cc. NINJA ZX-6R/ZX-6RR	2005 - 2006
P-K6S07-0R	
KAWASAKI	
600 cc. NINJA ZX-6R 600 (ZX6/ZX6R)	2007 - 2008
P-K6S09-0R	
KAWASAKI	
600 cc. NINJA ZX-6R 600 (ZX6/ZX6R)	2009 - 2011
600 cc. NINJA ZX-6R 600 (ZX6/ZX6R)	2009 - 2012
P-K6S98-01	
KAWASAKI	
600 cc. NINJA ZX-6R 600 (ZX6/ZX6R)	1998 - 2002
636 cc. NINJA ZX-6R/ZX-6RR	1998 - 2002
P-K9S98-01	
KAWASAKI	
900 cc. NINJA ZX-9 R 900	1998 - 2002
P-SY2SC12-01	
SYM	
125 cc. HD EVO EURO3	2007 - 2012
125 cc. HD EVO 125 / DT / TAMBURIO	2007 - 2012
125 cc. HD 125 / HD2 / EU2 / EU3	2005 - 2006
200 cc. HD 200 EVO/EU2/EU3 I/TAMBURIO I	2004 - 2013
P-SY2SC13-01	
SYM	
125 cc. JOYRIDE 125 / EU2	2003 - 2008
200 cc. JOYRIDE 200 / EU2 / EU3 I	2003 - 2010
200 cc. JOYRIDE 200 EVO	2009 - 2013
P-SY3SC12-01	
SYM	
300 cc. CITYCOM 300 EFI	2010 - 2013
300 cc. CITYCOM 300 i CBS	2012
P-SY3SC13-01	
SYM	
250 cc. GTS 250	2005 - 2007
250 cc. GTS 250 EFI	2009 - 2011
250 cc. GTS 250 EFI EVO	2010 - 2011
300 cc. GTS 300 EFI F4	2012 - 2013
P-SY4SC13-01	
SYM	
300 cc. GTS 300 EFI EURO3	2009 - 2011
400 cc. MAXSYM 400i	2011 - 2013
P-S10E03-01	
KAWASAKI	
1.000 cc. KLV 1000	2004 - 2006
SUZUKI	

APPLICAZIONI / APPLICATIONS	ANNO/YEAR
P-S10E03-01	
650 cc. DL V-STROM 650	2004 - 2012
1.000 cc. DL V-STROM 1000	2002 - 2010
P-S10S02-01	
SUZUKI	
600 cc. GSX-R 600	2002 - 2003
750 cc. GSX-R 750	2000 - 2003
1.000 cc. GSX-R 1000	2001 - 2004
P-S10S05-0R	
SUZUKI	
1.000 cc. GSX-R 1000	2005 - 2008
1.100 cc. GSX-R 1100	2005 - 2007
P-S10S09-0R	
SUZUKI	
1.000 cc. GSX-R 1000	2009 - 2010
P-S13N08-01	
SUZUKI	
1.300 cc. GSX B-KING 1300	2008 - 2009
P-S13S08-0R	
SUZUKI	
1.300 cc. GSX-R 1300 HAYABUSA	2008 - 2010
P-S4SC11-01	
SUZUKI	
400 cc. AN BURGMAN 400 4T LC	2007 - 2011
P-S6S03-01	
SUZUKI	
650 cc. AN BURGMAN 650	2003 - 2009
P-S6S00-01	
SUZUKI	
600 cc. GSF 600 BANDIT	2005 - 2010
650 cc. GSF 650 BANDIT	2005 - 2010
650 cc. GSF 650 BANDIT S	2005 - 2009
650 cc. GSX F 650	2008 - 2009
1.200 cc. GSF 1200 BANDIT	2001 - 2005
1.250 cc. GSF BANDIT 1250	2009 - 2010
1.250 cc. GSF 1250 BANDIT S	2007 - 2010
P-S6S03-01	
SUZUKI	
650 cc. SV 650	2003/2005 - 2009
1.000 cc. SV 1000	2003 - 2008
P-S6S06-0R	
SUZUKI	
600 cc. GSX-R 600	2006 - 2010
750 cc. GSX-R 750	2006 - 2010
P-S6S06-01	
SUZUKI	
600 cc. GSR 600	2006 - 2011
750 cc. GSR 750	2011
P-S6S11-0R	
SUZUKI	
600 cc. GSX-R 600	2011 - 2012
750 cc. GSX-R 750	2011 - 2012
P-S7S04-0R	
SUZUKI	
600 cc. GSX-R 600	2004 - 2005
750 cc. GSX-R 750	2004 - 2005
P-S7S93-01	
SUZUKI	
600 cc. GSF 600 BANDIT	1996 - 1999
750 cc. GSX-R 750	1993 - 1995
750 cc. GSX-R 750 W / T / V	1993 - 1995
1.100 cc. GSX-R 1100 W	1993 - 1998
1.200 cc. GSF 1200 BANDIT	1996 - 2000
P-TR10S05-01	
TRIUMPH	
1.050 cc. SPEED TRIPLE 1050	2005 - 2010
1.050 cc. SPRINT ST 1050 / GT ABS	2005 - 2010
1.050 cc. TIGER 1050	2007 - 2012
P-TR10S11-01	
TRIUMPH	
1.050 cc. SPEED TRIPLE 1050	2011

APPLICAZIONI / APPLICATIONS	ANNO/YEAR
P-TR6S06-01	
TRIUMPH	
670 cc. DAYTONA 675	2006 - 2012
675 cc. SPEED TRIPLE 675	2008 - 2012
675 cc. STREET TRIPLE 675 R	2009 - 2012
P-TR6S13-0R	
TRIUMPH	
670 cc. DAYTONA 675	2013
675 cc. STREET TRIPLE 675 R	2013
P-TR9S04-01	
TRIUMPH	
900 cc. SPEED TRIPLE T509 885	1997 - 2002
955 cc. TIGER 955i	2001 - 2006
P-Y10S03-0R	
YAMAHA	
1.000 cc. YZF 1000 R1	2002 - 2003
P-Y10S03-01	
YAMAHA	
1.000 cc. YZF 1000 R1	2002 - 2003
P-Y10S04-0R	
YAMAHA	
1.000 cc. YZF 1000 R1	2004 - 2006
P-Y10S06-01	
YAMAHA	
800 cc. FZ8 800	2010 - 2012
1.000 cc. FZ1 FAZER 1000 (ABS)	2006 - 2012
1.000 cc. FZ1 1000	2006 - 2010
P-Y10S07-0R	
YAMAHA	
1.000 cc. YZF 1000 R1	2007 - 2008
P-Y10S09-0R	
YAMAHA	
1.000 cc. YZF 1000 R1	2009 - 2012
P-Y12E10-01	
YAMAHA	
1.200 cc. XT 1200 Z SUPER TENERE	2010 - 2012
P-Y17N09-01	
YAMAHA	
1.700 cc. V-MAX 1700	2009 - 2012
P-Y2E06-01	
YAMAHA	
250 cc. XT SEROW 250	2005 - 2006
250 cc. XT 250 X	2006
250 cc. XT 250 TRICKER	
P-Y2SC09-01	
YAMAHA	
125 cc. X-CITY 125 VP	2008 - 2012
125 cc. X-MAX 125 YP R / ABS	2008 - 2012
250 cc. X-CITY 250 VP	2005 - 2012
250 cc. X-MAX 250 YP R / BLACK	2005 - 2012
P-Y5SC08-01	
YAMAHA	
500 cc. XP T-MAX 500 / ABS	2008 - 2010
530 cc. XP T-MAX 530	2012
P-Y6E04-S2	
YAMAHA	
660 cc. XT 660 R / X	2004 - 2010
660 cc. XT 660R AIR BOX COVER FILTER STAGE 2 (S2)	2004 - 2008
P-Y6E04-01	
YAMAHA	
660 cc. MT-03 660	2006 - 2008
660 cc. XT 660 R / X	2004 - 2010
660 cc. XT 660 X SUPER MOTARD	2004 - 2010
P-Y6E08-S2	
YAMAHA	
660 cc. XTZ 660 TENERE'	2007 - 2010
P-Y6E90-01	
YAMAHA	
600 cc. XT 600 E	1990 - 2003
660 cc. XTZ 660 TENERE'	1993 - 1998

APPLICAZIONI / APPLICATIONS	ANNO/YEAR
P-Y6E98-01	
P-Y6E98-01	
YAMAHA	
600 cc. TT 600 R	1998 - 2004
P-Y6N09-01	
YAMAHA	
600 cc. FZR 600	2009 - 2010
600 cc. FZ6 / ABS	2009 - 2012
600 cc. XJ6-N / DIVERSION 600	2009
P-Y6S04-01	
YAMAHA	
600 cc. FZS 600 FAZER	2004 - 2009
600 cc. FZ6 S2 / ABS	2007 - 2009
P-Y6S06-0R	
YAMAHA	
600 cc. YZF 600 R6	2006 - 2007
P-Y6S08-0R	
YAMAHA	
600 cc. YZF 600 R6	2008 - 2012
P-Y9E02-01	
YAMAHA	
900 cc. TDM 900	2002 - 2008
R-AG6S13-0R	
MV AGUSTA	
675 cc. BRUTALE 675	2013
675 cc. F3 675	2013
R-AP10S00-01	
APRILIA	
1.000 cc. RSV 1000	2001 - 2003
1.000 cc. RSV 1000 R	2000 - 2003
1.000 cc. RSV 1000 TUONO FIGHTER	2003
1.000 cc. TUONO 1000 FIGHTER	2003 - 2004
1.000 cc. TUONO 1000 R	2004 - 2007
1.000 cc. TUONO 1000 R FACTORY	2005
MOTO GUZZI	
850 cc. BREVA 850	2006 - 2008
1.100 cc. V BREVA 1100	2005 - 2008
1.200 cc. BREVA 1200 SPORT	2008
1.200 cc. NORGE 1200	2007 - 2008
R-AP10S98-01	
APRILIA	
1.000 cc. RST 1000 FUTURA	2001 - 2004
1.000 cc. RSV 1000	1998 - 2000
1.000 cc. RSV 1000 SL FALCO	2000 - 2004
1.000 cc. RSV 1000 SP	2000 - 2001
R-AP6E97-01	
APRILIA	
650 cc. PEGASO 650	1997 - 2000
650 cc. PEGASO 650 I.E.	2001 - 2004
R-BM11S95-01	
BMW	
850 cc. R 850 R	1995 - 2006
1.100 cc. R 1100 GS	1995 - 1998
1.100 cc. R 1100 GS ABS	1993 - 1999
1.100 cc. R 1100 R	1994 - 2001
1.100 cc. R 1100 R ABS	1995 - 2000
1.100 cc. R 1100 RS	1993 - 1997
1.100 cc. R 1100 RS ABS	1993 - 2001
1.100 cc. R 1100 RS SPECIAL EDITION	1994 - 1995
1.100 cc. R 1100 RSL	1994 - 1997
1.100 cc. R 1100 RSL ABS SPECIAL EDITION	1994 - 1995
1.100 cc. R 1100 RT	1996 - 1998
1.100 cc. R 1100 RT ABS	1996 - 2001
1.150 cc. R 1150 GS	1999 - 2003
1.150 cc. R 1150 GS ADVENTURE	2002 - 2005
1.150 cc. R 1150 R	2001 - 2006
1.150 cc. R 1150 R ROCKSTER	2004 - 2006
1.150 cc. R 1150 RS	2002 - 2005
R-BM12E13-S2	
BMW	
1.200 cc. R 1200 GS	2013
R-BM13S10-01	

APPLICAZIONI / APPLICATIONS	ANNO/YEAR
BMW	
1.200 cc. K 1200 GT WITH INTEGRAL ABS	2006 - 2008
1.200 cc. K 1200 R	2005 - 2007
1.200 cc. K 1200 R SPORT	2007
1.300 cc. K 1300 GT	2007 - 2012
1.300 cc. K 1300 R	2007 - 2012
1.300 cc. K 1300 S	2007 - 2012
R-BM13S10-02	
BMW	
1.200 cc. K 1200 S	2005 - 2008
R-BM6E09-01	
BMW	
650 cc. G 650	2007 - 2009
650 cc. G650 X CHALLENGE/ MOTO/ COUNTRY	2007 - 2009
650 cc. G650 XCHALLENGE 650	2007 - 2010
650 cc. G650 XCOUNTRY 650	2007 - 2010
650 cc. G650 XMOTO 650	2007 - 2010
R-BM6SM05-01	
BMW	
650 cc. F 650	2000 - 2005
650 cc. F 650 GS	2000 - 2007
650 cc. F 650 GS DAKAR	2001 - 2007
650 cc. G 650 GS	2009 - 2012
R-DU10SM07-01	
DUCATI	
700 cc. MONSTER 696 / ABS	2008 - 2012
800 cc. HYPERMOTARD 796 (2V)	2010 - 2012
800 cc. MONSTER 796 / ABS	2010 - 2012
1.000 cc. GT 1000 EUROPE/USA	2007
1.000 cc. PAUL SMART 1000 EUROPA / USA	2006
1.000 cc. SPORT CLASSIC 1000 EUROPA / USA	2006 - 2009
1.000 cc. SPORT MONOPOSTO JPN	2007
1.100 cc. HYPERMOTARD EVO SP 1100	2010 - 2011
1.100 cc. HYPERMOTARD EVO 1100	2010 - 2012
1.100 cc. HYPERMOTARD 1100	2008 - 2012
1.100 cc. HYPERMOTARD 1100 S	2008 - 2012
1.100 cc. MONSTER 1100	2009 - 2010
1.100 cc. MONSTER 1100 S	2009 - 2010
R-DU10S07-01	
DUCATI	
850 cc. 848 / NH / EVO	2008 - 2012
1.100 cc. STREETFIGHTER	2009 - 2012
1.100 cc. STREETFIGHTER S	2009 - 2012
1.100 cc. 1098	2007 - 2008
1.100 cc. 1098 R / BAYLISS LE	2008 - 2009
1.100 cc. 1098 S	2007 - 2009
1.100 cc. 1098 S TRICOLORE	2007 - 2008
1.200 cc. DIAVEL / ABS 1200	2011 - 2013
1.200 cc. MULTISTRADA 1200	2010 - 2011
1.200 cc. MULTISTRADA 1200 / ABS	2010 - 2012
1.200 cc. 1198	2009 - 2011
1.200 cc. 1198 S / SP	2009 - 2011
R-DU99S05-US	
DUCATI	
748 cc. 749	2003 - 2009
748 cc. 749 DARK EUROPE	2003 - 2006
748 cc. 749 R	2005 - 2006
748 cc. 749 S EUROPA/USA	2003 - 2006
998 cc. 999 R EUR/USA	2003 - 2006
998 cc. 999 RS	2006
998 cc. 999 S	2003 - 2009
998 cc. 999 S AMA REPLICCA USA	2007
998 cc. 999 998cc	2003 - 2006
R-H1S06-01	
HONDA	
50 cc. APE 50	
100 cc. APE 100	
R-H10N06-01	
HONDA	
1.000 cc. CBF 1000	2006 - 2010
1.000 cc. CBF 1000 F TRAVEL / CBF1000 F (ABS)	2006 - 2010

APPLICAZIONI / APPLICATIONS	ANNO/YEAR
R-H10N08-01	
R-H10N08-01	
HONDA	
1.000 cc. CB 1000 R/ABS	2008 - 2010
R-H10S03-0R	
HONDA	
1.000 cc. VTR 1000 SP	2000 - 2006
R-H10S04-0R	
HONDA	
1.000 cc. CBR 1000 RR FIREBLADE	2004 - 2006
1.000 cc. CBR 1000 RR/R	2004 - 2007
R-H13N04-01	
HONDA	
1.000 cc. CB 1000 SF	
1.300 cc. CB 1300 SF	2002
1.300 cc. CB 1300 X-4	
R-H13T06-01	
HONDA	
1.300 cc. ST 1300	2002 - 2011
1.300 cc. ST 1300 PAN EUROPEAN / ABS	2002 - 2009
R-H4S06-01	
HONDA	
400 cc. CB 400 SF V-TEC	1998 - 2006
R-H4S94-01	
HONDA	
400 cc. CB 400 SUPER FOUR	1994 - 1997
400 cc. CB 400 SUPER FOUR S	1994 - 1997
500 cc. CB 500	2004 - 2006
R-H6E89-01	
HONDA	
400 cc. XL 400	1989 - 1999
600 cc. XL 600 V TRANSALP	1989 - 1999
650 cc. XRV 650 AFRICA TWIN	1990 - 1992
750 cc. XRV 750 AFRICA TWIN	1990 - 1992
R-H6N07-01	
HONDA	
600 cc. CB 600 HORNET F / S F2	2007 - 2009
600 cc. CBF 600	2007 - 2010
600 cc. HORNET 600	2007 - 2008
R-H7C07-01	
HONDA	
750 cc. VT 750 C SHADOW AERO	2010
750 cc. VT 750 C SHADOW	2007 - 2010
750 cc. VT 750 C2 SHADOW SPIRIT	2007 - 2008
750 cc. VT 750 SHADOW	2004 - 2008
R-H7C08-01	
HONDA	
700 cc. NT 700 V DEAUVILLE / ABS	2006 - 2010
R-H9S02-01	
HONDA	
500 cc. CBF 500	2004 - 2008
600 cc. CB 600 HORNET F / S F2	1998 - 2006
600 cc. CBF 600	2004 - 2006
600 cc. CBF 600 F	2005
600 cc. CBF 600 S / ABS	2004 - 2006
900 cc. HORNET 900	2002 - 2008
R-K10S03-01	
KAWASAKI	
750 cc. Z 750 / ABS	2004 - 2011
1.000 cc. Z 1000 / ABS	2003 - 2009
R-K11S92-01	
KAWASAKI	
1.100 cc. ZEPHYR 1100	1992 - 1999
1.100 cc. ZR 1100 A	1992 - 1997
1.100 cc. ZR 1100 ZEPHYR / CHAIN DRIVE	1992 - 1997
R-K11S99-01	
KAWASAKI	
1.100 cc. ZRX 1100	1997 - 2000
1.200 cc. ZRX 1200 / R / S	2001 - 2009
R-K6E07-02	
KAWASAKI	

APPLICAZIONI / APPLICATIONS	ANNO/YEAR
650 cc. KLR 650	1987 - 2012
R-K7N06-01	
KAWASAKI	
400 cc. ZR 400 ZEPHIR	1989 - 1995
550 cc. KZ 550 A	1980 - 1983
550 cc. KZ 550 C-LTD / GP	1980 - 1984
550 cc. KZ 550 D GP	1981
550 cc. KZ 550 SPECTURE	1983 - 1984
550 cc. ZX 550 GPZ	1984 - 1986
750 cc. ZR 750	1999
750 cc. ZR 750 LEFT	
750 cc. ZR 750 ZEPHIR C1 / C3	
750 cc. ZR 750 ZEPHYR	1991 - 1998
750 cc. ZR 750 ZEPHYR / CHAIN DRIVE	
R-K9S86-01	
KAWASAKI	
900 cc. NINJA ZX 900 / GPZ 900 R	1984 - 1986
900 cc. ZL 900 ELIMINATOR	1985 - 1987
1.000 cc. ZG 1000 A CONCOURS	1986 - 2006
R-S13S99-01	
SUZUKI	
1.300 cc. GSX-R 1300 HAYABUSA	1999 - 2007
R-S14S01-01	
SUZUKI	
1.400 cc. GSX 1400	2001 - 2007
R-S7S88-01	
SUZUKI	
750 cc. GSX-R 750	1988 - 1992
1.100 cc. GSX-R 1100	1989 - 1992
R-S7S96-01	
SUZUKI	
600 cc. GSX-R 600	1996 - 2000
750 cc. GSX-R 750	1996 - 1999
R-TR23CR05-01	
TRIUMPH	
2.300 cc. ROCKET III CLASSIC 2300	2006 - 2009
2.300 cc. ROCKET III ROADSTER 2300	2010 - 2012
2.300 cc. ROCKET III TOURING 2300	2008 - 2012
2.300 cc. ROCKET III 2300	2004 - 2010
R-TR8S04-01	
TRIUMPH	
100 cc. T100 T/ S/BONNEVILLE	
800 cc. BONNEVILLE T 100 800	2002 - 2012
800 cc. BONNEVILLE 800	2001 - 2008
900 cc. BONEVILLE 900 SE	2010 - 2012
900 cc. BONNEVILLE T 100 900	2005 - 2010
900 cc. BONNEVILLE 900	2007 - 2010
900 cc. SCRABLER 900	2006 - 2012
900 cc. THRUXTON 900	2004 - 2012
R-TR9S03-01	
TRIUMPH	
900 cc. SPRINT RS 900	2002 - 2004
955 cc. DAYTONA 955i	2002 - 2006
955 cc. SPEED TRIPLE 955	2002 - 2004
955 cc. SPRINT RS 955	2002 - 2004
955 cc. SPRINT ST 955	2002 - 2004
1.000 cc. SPEED TRIPLE 1000	2002 - 2004
1.050 cc. SPEED TRIPLE T509 1050	2002
R-TR9S04-02	
TRIUMPH	
800 cc. AMERICA 800	2003
800 cc. BONNEVILLE 800 AMERICA	2002
800 cc. SPEEDMASTER 800	2003 - 2005
900 cc. AMERICA 900	2004 - 2013
900 cc. SPEEDMASTER 900	2005 - 2013
1.600 cc. TUNDEBIRD 1600	2010 - 2013
R-Y1SC09-01	
MBK	
150 cc. YP SKYLINER 150 4T	2002 - 2003
YAMAHA	
125 cc. XQ MAXTER 125 4T LC	2000 - 2002

APPLICAZIONI / APPLICATIONS	ANNO/YEAR
R-Y1SC09-01	
125 cc. XQ THUNDER 125	
125 cc. YP MAJESTY 125 4T	1998 - 2000
125 cc. YP 125 E MAJESTY 4T	2001 - 2009
150 cc. XQ MAXTER 150 4T LC	2001 - 2002
150 cc. XQ THUNDER 150	2002
150 cc. YP MAJESTY 150 4T LC	2000 - 2002
180 cc. YP 180 E MAJESTY	2003
180 cc. YR 180 R MAJESTY	2003
R-Y10S00-01	
YAMAHA	
1.000 cc. FZS 1000 FAZER	2000 - 2005
R-Y10S98-01	
YAMAHA	
1.000 cc. YZF 1000 R1	1998 - 2001
R-Y12S85-01	
YAMAHA	
1.200 cc. V-MAX 1200	1985 - 2002
R-Y13N07-01	
YAMAHA	
1.300 cc. XJR 1300 / XJR 1300 SP	2007 - 2010
R-Y13S99-01	
YAMAHA	
1.200 cc. FJR	1994 - 1998
1.200 cc. XJR 1200 / SP	1995 - 2001
1.300 cc. XJR 1300 / XJR 1300 SP	1999 - 2005
R-Y5SC05-01	
YAMAHA	
500 cc. XP T-MAX 500 / ABS	2001 - 2007
R-Y6E08-01	
YAMAHA	
660 cc. XTZ 660 TENERE'	2008 - 2011
R-Y6S03-01	
YAMAHA	
600 cc. YZF 600 R6	2000 - 2005
R-Y6S98-01	
YAMAHA	
600 cc. FZS 600 FAZER	1998 - 2003
R-Y8E92-01	
YAMAHA	
700 cc. FZ 700	1986 - 1987
750 cc. FZ 750	1986 - 1988
750 cc. FZR 750	1987 - 1988
850 cc. TDM 850	1992 - 2002
1.000 cc. FZR 1000 GENESIS / EXUP / D / DC / E / EC	1987 - 1988
1.100 cc. BT BULLDOG 1100	2002 - 2003
TCI-Y6E08-S1	
YAMAHA	
660 cc. XTZ 660 TENERE'	2008 - 2012
TC-K1S05-S2	
KAWASAKI	
750 cc. Z 750 / ABS	2003 - 2011
1.000 cc. Z 1000 AIR BOX COVER STAGE 2 (S2)	
1.000 cc. Z 1000 AIR BOX COVER STAGE 2 (S2)	
TC-Y2E06-S2	
YAMAHA	
250 cc. XT 250 TRICKER AIR BOX COVER STAGE 2 (S2)	
TC-Y5SC05-S2	
YAMAHA	
500 cc. XP T-MAX 500 / ABS	2001 - 2007
TC-Y6E08-S2	
YAMAHA	
660 cc. XTZ 660 TENERE'	2008 - 2010

FILTRI ARIA UNIVERSALI / UNIVERSAL AIR FILTER

APPLICAZIONI / APPLICATIONS	CODICE/CODE
SERIE XV IN ALLUMINIO RICAVATE DAL PIENO E LAVORATE IN CNC	
XVA - ESAGONALE	
86mmL X HEG TOP 81X58mm X HEG BOTTOM 101X76mm X I.D 38mm	XVA-3800
86mmL X HEG TOP 81X58mm X HEG BOTTOM 101X76mm X I.D 44mm	XVA-4400
86mmL X HEG TOP 81X58mm X HEG BOTTOM 101X76mm X I.D 51mm	XVA-5100
86mmL X HEG TOP 81X58mm X HEG BOTTOM 101X76mm X I.D 54mm	XVA-5400
86mmL X HEG TOP 81X58mm X HEG BOTTOM 101X76mm X I.D 38mm	XVA-3804
86mmL X HEG TOP 81X58mm X HEG BOTTOM 101X76mm X I.D 44mm	XVA-4404
86mmL X HEG TOP 81X58mm X HEG BOTTOM 101X76mm X I.D 51mm	XVA-5104
86mmL X HEG TOP 81X58mm X HEG BOTTOM 101X76mm X I.D 54mm	XVA-5404
XVI - SPECIAL TOP	
87mm L X ODB 100mmx75mm X ODS 67mmx52mm X ID 50mm	XVI-5000
87mm L X ODB 100mmx75mm X ODS 67mmx52mm X ID 54mm	XVI-5400
87mm L X ODB 100mmx75mm X ODS 67mmx52mm X ID 50mm	XVI-5004
87mm L X ODB 100mmx75mm X ODS 67mmx52mm X ID 54mm	XVI-5404
XVI - SPECIAL TOP	
87mm L X ODB 100mmx75mm X ODS 75mmx50mm X ID 38mm	XVO-3800
87mm L X ODB 100mmx75mm X ODS 75mmx50mm X ID 44mm	XVO-4400
87mm L X ODB 100mmx75mm X ODS 75mmx50mm X ID 51mm	XVO-5100
87mm L X ODB 100mmx75mm X ODS 75mmx50mm X ID 54mm	XVO-5400
87mm L X ODB 100mmx75mm X ODS 75mmx50mm X ID 38mm	XVO-3804
87mm L X ODB 100mmx75mm X ODS 75mmx50mm X ID 44mm	XVO-4404
87mm L X ODB 100mmx75mm X ODS 75mmx50mm X ID 51mm	XVO-5104
87mm L X ODB 100mmx75mm X ODS 75mmx50mm X ID 54mm	XVO-5404
XVO - OVALE	
57mmLX ODB 64mm X ODS 51mm X ID 35mmXFL 16mm	XVR-3500-5
64mmLX ODB 57mm X ODS 51mm X ID 29mm	XVR-2900-6
70mm X ODB 76mm X ODS 51mm X ID 43mm	XVR-4300-7
60mmL X ODB 76mm X ODS 51mm X ID 43mm X FL 16mm	XVR-4300-6
76mmLX ODB 67mmX ODS 51mmX ID 40mmX FL 16mm	XVR-4000-7
100mm LX ODB 90mmX ODS 51mmX ID 57mmX FL 16mm	XVR-5700-10
64mmLX ODB76mmX ODS 76mmX ID 79mmX FL 16mm	XVR-4900-6
64mmLX ODB76mmX ODS 51mmX ID 49mmX FL 16mm	XVR-4910-6
64mmLX ODB 76mmX ODS 76mmX ID 44mmX FL 16mm	XVR-4400-6
FILTRO CON ATTACCO OVALE E PARTE SUPERIORE IN GOMMA	
87mm L X ODB 100mmx75mm X ODS 75mmx50mm X ID	44mmOV-4400
87mm L X ODB 100mmx75mm X ODS 75mmx50mm X ID	51mmOV-5100
87mm L X ODB 100mmx75mm X ODS 75mmx50mm X ID	54mmOV-5400
87mm L X ODB 100mmx75mm X ODS 75mmx50mm X ID	44mmOV-4404
87mm L X ODB 100mmx75mm X ODS 75mmx50mm X ID	51mmOV-5104
87mm L X ODB 100mmx75mm X ODS 75mmx50mm X ID	54mmOV-5404
120mm L X ODB 100mmx75mm X ODS 75mmx50mm X ID	54mmOV-5404-12
160mm L X ODB 110mmx95mm X ODS 85mmx60mm X ID	65mmOV-6500-16
70mm L X ODB 114mmx 95mm ODS 89mmx64mm X ID	62mmOV-6200-7
87mm L X ODB 100mmx75mm X ODS 67mmx52mm X ID	50mmOVI-5000
87mm L X ODB 100mmx75mm X ODS 67mmx52mm X ID	50mmOVI-5004
87mm L X ODB 100mmx75mm X ODS 67mmx52mm X ID	54mmOVI-5400
87mm L X ODB 100mmx75mm X ODS 67mmx52mm X ID	54mmOVI-5404

LEGENDA

- L = Lunghezza
- ODB = Diametro esterno maggiore
- ODS = Diametro esterno minore
- ID = Diametro interno femmina
- EDM = Diametro esterno maschio
- HEG = Esagonale

Note: se ODB e ODS sono uguali il filtro è cilindrico

APPLICAZIONI / APPLICATIONS	CODICE/CODE
FILTRO CON ATTACCO CIRCOLARE E PARTE SUPERIORE IN GOMMA	
80mm L X ODB 62mm X ODS 60mm X ID 37mm	RO-3700-08
64mmLX ODB 57mm X ODS 51mm X ID 29mm	RO-2900-6
80mm L X ODB 62mm X ODS 60mm X ID 40mm	RO-4000-08
100mm L X ODB 62mm X ODS 60mm X ID 37mm	RO-3700-10
100mm L X ODB 62mm X ODS 60mm X ID 40mm	RO-4000-10
150mm L X ODB 143mm X ODS 130mm X ID 51mm	RO-5100-15
180mm L X ODB 145mm X ODS 98mm X ID 110mm	RO-1100-18
140mm L X ODB 115mm X ODS 98mm X ID 73mm	RO-7300-14
170mm L X ODB 135mm X ODS 110mm X EDM 76mm	RO-7600-17
160mm L X ODB 120mm X ODS 110mm X ID 80mm	RO-8000-16
120mm L X ODB 91mm X ODS 88mm X ID 57mm	RO-5700-12
57mmLX ODB 64mm X ODS 51mm X ID 35mmX FL 16mm	RO-3500-5
76mmLX ODB 67mmX ODS 51mmX ID 40mmX FL 16mm	RO-4000-7
60mmL X ODB 76mm X ODS 51mm X ID 43mm X FL 16mm	RO-4300-6
70mm X ODB 76mm X ODS 51mm X ID 43mm X FL 16mm	RO-4300-7
64mmLX ODB 76mmX ODS 76mmX ID 44mmX FL 16mm	RO-4400-6
64mmLX ODB76mmX ODS 76mmX ID 79mmX FL 16mm	RO-4900-6
64mmLX ODB76mmX ODS 51mmX ID 49mmX FL 16mm	RO-4910-6
91mm L X ODB 80mm X ODS 51mm X ID 51mm	RO-5100-09
110mm L X ODB 91mm X ODS 55mm X ID 52mm	RO-5200-11
140mm L X ODB 90mm X ODS 90mm X ID 52mm	RO-5200-127
127mm L X ODB 89mm X ODS 89mm X ID 52mm	RO-5217-127
90mm L X ODB 78mm x ODS 75mm x ID 54mm	RO-5400-09
130mm L X ODB 90mm X ODS 90mm X ID 54mm	RO-5405-100
155mm L X ODB 90mm X ODS 90mm X ID 54mm	RO-5405-127
100mm LX ODB 90mmX ODS 51mmX ID 57mmX FL 16mm	RO-5700-10
180mm L X ODB 115mm X ODS 98mm X ID 70mm	RO-7000-18
FILTRO ADATTABILE CON PARTE SUPERIORE APERTA	
157mm L X ODB 156mm X ODS 145mmX ID 110mm	DP-1100-16
140mm L X ODB 156mm X ODS 118mmX ID 76mm	DP-7500-14
FILTRO PER MODELLINO RADIOCOMANDATO	
FEMMINA ELLITTICA ID 14mm	MFE-1400
FEMMINA CIRCOLARE ID 14mm	MFR-1400
FEMMINA CIRCOLARE ID 8mm	MFR-0800
FILTRO VENTILAZIONE CASSA MOTORE CON PARTE SUPERIORE IN GOMMA	
FEMMINA 16 mm I.D.	CV-1600
FEMMINA OVALE 12 mm I.D.	CVO-1200
FEMMINA OVALE 14 mm I.D.	CVO-1400
FEMMINA OVALE 16 mm I.D.	CVO-1600
FEMMINA OVALE 18 mm I.D.	CVO-1800
FEMMINA OVALE 20 mm I.D.	CVO-2000
MASCHIO CIRCOLARE 12mm I.D.	CV-12M
MASCHIO CIRCOLARE 14mm I.D.	CV-14M
MASCHIO CIRCOLARE 16mm I.D.	CV-16M
MASCHIO CIRCOLARE 19mm I.D.	CV-19M

MANUTENZIONE / MAINTENANCE

APPLICAZIONI / APPLICATIONS	CODICE/CODE
KIT MANUTENZIONE COMPLETO	DSK-2001
OLIO PER FILTRO ARIA	OL-2001
PULITORE PER FILTRO ARIA	CL-2001





Moto: BMW S1000R
Team: TEAM UFFICIALE BMW-HELLAS



Moto: KAWASAKI ZX10R
Team: BSB HAWK KAWASAKI



CAMPIONATO MONDIALE ENDURANCE 2004
Moto: YAMAHA R1, Team: GMT 94

DNA® sta imponendo il nuovo standard mondiale nelle prestazioni vincenti su pista!

“Le moto da corsa Kawasaki ZX-10R, utilizzate dal team britannico di Superbike Hawk Kawasaki, usano filtri d'aria prodotti dalla società greca DNA® Filters. Hawk Kawasaki e DNA® Filters lo scorsa estate hanno celebrato un doppio successo: il pilota Scott Smart ha ottenuto un secondo ed un terzo posto nell'ultima prova del campionato a Croft, Yorkshire, Regno Unito.

Il team Hawk Kawasaki è salito sul podio in cinque delle ultime sei corse e Scott Smart ha concluso terzo in classifica nel campionato. A questi alti livelli di competizione ogni componente fa la differenza e nulla sfugge alla meticolosa attenzione dei tecnici del team. Si presta molta cura e considerazione al filtro dell'aria, che influisce in modo notevole sulle prestazioni.



Stuart Hicken, capo del team Hawk Kawasaki, ha dichiarato a IDN la sua soddisfazione per i filtri DNA®:

“ Il filtro aria DNA® ha fatto un ottimo lavoro sulla Hawk Racing ZX-10R. Il prodotto ha funzionato al 100 per cento, indipendentemente dalle condizioni. Abbiamo avuto corse bagnate, piste con superfici sporche che alzavano un sacco di pietre, e numerosi confronti ravvicinati che producevano una grande quantità di detriti. In tutte queste situazioni i filtri DNA® hanno raccolto tutta la sporcizia e, così facendo, hanno fornito una protezione perfetta ai nostri alesaggi e pistoni.”


Stuart Hicken
Responsabile del Team BSB Hawk Kawasaki
(Dalla sua intervista pubblicata su IDN NEWS)



Moto: GSXR 1000
Team: TAS SUZUKI



Moto: HONDA CBR 1000 RR
Team: STOBART HONDA



Moto: YAMAHA R1
Team: NIKON YAMAHA FACTORY



Moto: YAMAHA YZF 450
Team: YAMAHA MOTOR FRANCE



Moto: SUZUKI 450 SM
Team: LUX PERFORMANCE



Moto: TM 450
Team: TM RACING FACTORY



Moto: KTM 690 SM
Team: KTM HELLAS FACTORY



ATHENA distribuisce in esclusiva in tutta Europa i prodotti Boyesen. Boyesen è la qualità numero 1 al mondo nelle lamelle valvola "dual-stage" in carbonio e vetronite negli impianti di aspirazione completi.



ATHENA is the sole distributor of Boyesen products all over Europe. Boyesen is the worldwide leader for carbon / fibreglass reed valves



ATHENA distribue en exclusivité en Europe les produits de Boyesen. Boyesen est la qualité n. 1 au monde pour les lamelles de soupape «dual-stage» en carbone et fibre de verre dans les installations d'alimentation complets.



ATHENA distribuye en exclusiva en toda Europa los productos Boyesen. Boyesen, nº 1 mundial en láminas de admisión "dual-stage" de carbono y vetronite en los sistemas de admisión completos.

APPLICAZIONI / APPLICATIONS	ANNO / YEAR	ATHENA #
APRILIA		
50 cc. PEGASO 50		BOY720
50 cc. RS 50 EXTREME		BOY720
50 cc. RX 50		BOY720
50 cc. VIPER		BOY711
125 cc. AF1 125 SINTESI / REPLICA / SPORT		BOY706
125 cc. PEGASO 125		BOY706
125 cc. RED ROSE 125		BOY706
125 cc. RS 125 EXTREMA		BOY706
125 cc. RX 125		BOY706
125 cc. SPORT PRODUCTION 125		BOY706
250 cc. RS 250	1995 - 1999	BOY718
BENELLI		
50 cc. DEVIL 50		BOY720
50 cc. KB-X 50 RACE		BOY716
BETA		
250 cc. TECHNO 250		BOY665
CAGIVA		
125 cc. 125 3 (PETAL)		BOY712
		BOY665
125 cc. MITO 125 RACING		BOY714
125 cc. MITO 125 SPORT		BOY713
FANTIC		
247 cc. 2T TRIAL / 245 / 247		BOY603
249 cc. TRIAL 249 AIR		BOY631
HONDA		
50 cc. MB 50 S		BOY737
	1987	BOY736
50 cc. MB5 50	1987	BOY736
50 cc. MT 50 AC		BOY737
50 cc. MTX 50 AC		BOY737
50 cc. SP 50		BOY716
50 cc. TACT S 50		BOY716
80 cc. MB 80 AC		BOY737
80 cc. MT 80 AC		BOY737
100 cc. H 100 AC		BOY737
		BOY737
125 cc. MBX 125		BOY769
125 cc. MTX 125		BOY736
125 cc. NS 125	1986 - 1987	BOY725
	1988 - 1994	BOY702
125 cc. NSR 125 F / R		BOY703
	1990 - 1994	BOY702
125 cc. RS 125		BOY703
200 cc. MTX 200		BOY769
200 cc. MTX 200 R		BOY736
250 cc. CRM R 250		BOYRL-11
250 cc. RS 250 R	1987 - 1990	BOY726
	1991 - 1993	BOY727
KAWASAKI		
80 cc. KDX 80		BOY605
80 cc. KX 80	1985	BOY605
	1986 - 1987	BOY630
	1988 - 2000	BOY646
125 cc. KDX 125 A1 / B1 / A2 / B2		BOY607
125 cc. KMX 125		BOY607
200 cc. KDX 200		BOY607
200 cc. KMX 200 A2 / A3 / A4		BOY607
220 cc. KDX 220 A		BOY607
250 cc. KDX 250	1991 - 1994	BOY638
250 cc. KX 250 BI	1989 - 1996	BOY638
	1997	BOY633
	1998	BOY683
PGO		
50 cc. COMET 50		BOY711
PIAGGIO		
80 cc. SFERA 80		BOY712
SUZUKI		

APPLICAZIONI / APPLICATIONS	ANNO / YEAR	ATHENA #
50 cc. CP 50	1989	BOY716
50 cc. TS 50		BOY602
80 cc. CP 80 CHF		BOY716
80 cc. DS 80		BOY610
80 cc. TS 80		BOY610
100 cc. DS 100		BOY602
100 cc. TS 100 / ERN / ERX		BOY602
100 cc. TS 100 ALL MODELS		BOY602
125 cc. DS 125		BOY602
125 cc. TS 125		BOY602
125 cc. TS 125 R/ER		BOY606
175 cc. PE 175	1983	BOY603
185 cc. DS 185		BOY602
185 cc. TS 185	1981	BOY602
200 cc. SDR 200		BOY715
200 cc. TS 200 R	1992 - 1993	BOY606
250 cc. DS 250		BOY602
250 cc. PE 250	1979	BOY602
250 cc. RG 250 WD	1988	BOY744
250 cc. RG 250 WE / FG	1988	BOY744
250 cc. RGV 250 GAMMA	1989 - 1994	BOY718
250 cc. TS 250	1981	BOY602
250 cc. WOLF 250		BOY718
TOMOS		
0 cc. SPRINT		BOY766
0 cc. TARGA		BOY766
YAMAHA		
50 cc. MS / PW / QT 50		BOY674
50 cc. V-50		BOY768
80 cc. GT 80 / MX	1978 - 1980	BOY658
80 cc. JOG 80		BOY737
100 cc. DT 100	1978	BOY605
	1991	BOY646
100 cc. MX 100		BOY605
100 cc. RT 100 A / D / G	- 1989	BOY605
125 cc. DT 125 / RD 125	1987	BOY605
125 cc. DT 125 R/RE/X	1988 - 1993	BOY666
125 cc. IT 125		BOY603
		BOY603
125 cc. RD 125 LC YPVS		BOY748
125 cc. TDR 125		BOY715
125 cc. TZR 125 R / RR		BOY715
150 cc. VR 150		BOY715
175 cc. DT 175		BOY605
175 cc. DT 175 A / B / C		BOY605
175 cc. DT 175 E / F / G / H / MX		BOY605
175 cc. IT 175	1979	BOY603
	1980 - 1983	BOY609
175 cc. MX 175		BOY605
180 cc. RT 180		BOY605
200 cc. DT 200	1987 - 1990	BOY603
	ALL	BOYPSR-70
200 cc. DT 200 R	1987 - 1990	BOY603
	1991	BOY666
200 cc. IT 200		BOY609
250 cc. DT 250	1971 - 1973	BOY603
	1974 - 1975	BOY606
250 cc. IT 250	ALL	BOY640
250 cc. MX 250		BOY606
250 cc. RD 250 / A / B / C / D / LC / YPVS		BOY757
250 cc. RZ 250 RR		BOY732
250 cc. RZR 250		BOY732
350 cc. LC 350		BOY732
350 cc. RD 350		BOY757
350 cc. RD 350 RC		BOY733
350 cc. RD 350 YPVS / LC / LCF		BOY732
350 cc. RZ 350		BOY732
360 cc. DT 360		BOY606
360 cc. RT1 / RT2 / RT3 360	1971 - 1973	BOY603
400 cc. DT 400	1974 - 1975	BOY606

APPLICAZIONI / APPLICATIONS	ANNO / YEAR	ATHENA #
YAMAHA		
400 cc. IT 400	1979 - 1985	BOY640
400 cc. LC 400		BOY732
400 cc. MX 400		BOY606
400 cc. RD 400		BOY757
400 cc. RD 400 C / D		BOY757
400 cc. RD 400 E / F / G		BOY757
400 cc. RD 400 S		BOY757
400 cc. RD 400 S / C / D / E / F		BOY757
400 cc. RZ 400		BOY732
425 cc. IT 425	1979 - 1985	BOY640
465 cc. IT 465 H / J	1979 - 1985	BOY640
490 cc. IT 490	1979 - 1985	BOY640
500 cc. MX 500	1973	BOY606
500 cc. RD 500		BOY733
500 cc. RZV 500 R		BOY733
500 cc. SC 500		BOY606



Gli impianti di alimentazione per scooter **ATHENA** sono studiati e tarati per motori potenziati; essi sono forniti completi di valvole lamellari con petali in fibra di carbonio.



The **ATHENA** intake kits for scooters are designed for high performance engines; they are supplied with carbon fibre reed valves.



Les installations d'alimentation pour scooter **ATHENA** sont réalisées et câblées pour les moteurs poussés; elles sont vendues complètes de soupapes lamellaires avec pétales en fibre de carbone.



Los kits de admisión para scooter **ATHENA** han sido estudiados y probados para motores potenciados; completos de válvulas y admisión con láminas en fibra de carbono o vetronite.

KIT VALVOLE LAMELLARI / INTAKE REED VALVES KIT

APPLICAZIONI / APPLICATIONS	ANNO / YEAR	ATHENA #	APPLICAZIONI / APPLICATIONS	ANNO / YEAR	ATHENA #
APRILIA			LIBERTY 50		082012
50 cc. RED ROSE 50		009512	50 cc. NRG 50 / RST MC2 LC		082012
50 cc. RS 50		009512	50 cc. NRG 50 LC		082012
50 cc. RX 50		009512	50 cc. NTT 50 LC		082012
CALOI			50 cc. QUARTZ 50		082012
50 cc. MOBYLETTE 50		009512	50 cc. SCATTO 50		082012
FRANCO MORINI			50 cc. SFERA 50 / BASE		082012
48 cc. 2T T4		009512	50 cc. SFERA 50 RST		082012
50 cc. 2T G30 LC		009512	50 cc. VESPA 50 ET2 - CARBURATORE		082012
50 cc. GS 50		009512	50 cc. ZIP 50 DISCO		082012
GHIARONI			50 cc. ZIP 50 H2O / SP		082012
50 cc. BROOKLIN XL 50		009512	50 cc. ZIP BASE 50		082012
GILERA			50 cc. ZIP FAST RAIDER 50		082012
50 cc. EASY MOVING 50		082012	75 cc. SFERA 75		082012
50 cc. RUNNER 50 LC		082012	RIEJU		
50 cc. STALKER 50		082012	50 cc. DRAC AGUA / DL 4 50		009512
50 cc. STORM 50		082012	50 cc. RR 50		009512
50 cc. TYPHOON 50		082012	50 cc. RS1 50		009512
50 cc. TYPHOON X / X KAT 50		082012	SACOM		
125 cc. RV 125		005712	50 cc. RAINBOW 50		009512
125 cc. RX 125		005712	SIS MORINI		
125 cc. RX 125 ARIZONA		005712	50 cc. SIS MORINI 50		009512
HONDA			TESTI		
50 cc. PK 50 WALLARO		002312	50 cc. SSCOT 50		009512
80 cc. MB 80 AC		005712	TUNTURI		
80 cc. MT 80 AC		005712	50 cc. TIGER 50		009512
80 cc. MTX 80 AC		005712	YAMAHA		
MALAGUTI			50 cc. CHAPPY 50		009512
50 cc. FIFTY FULL CX 50	1991	009512	50 cc. DTX MX 50		009512
MBK			50 cc. JOG 50		009512
50 cc. ACTIVE 50		009512	50 cc. JOG ER 50		009512
50 cc. AV10 50		009512	50 cc. LB 50		009512
		004012	50 cc. LB IIA 50		009512
50 cc. FX 50		009512	50 cc. RD MX MKII 50 (AUTOMATICO)		009512
50 cc. MAGNUM 50		009512	50 cc. RD MX MKII 50 (MARCE)		009512
50 cc. MOBY 51V 50		009512	50 cc. TZR 50		009512
		004012	50 cc. XC BELUGA 50		009512
50 cc. RACING 50		009512	50 cc. YA R AXIS 50		009512
50 cc. ROCK 50		009512	50 cc. YA ZA JOG Z 50		009512
50 cc. URBAN TRIAL 50		009512	50 cc. YE ZEST 50		009512
MINARELLI			50 cc. YH WHY 50		009512
50 cc. AM3-4-5-6 50		009512	50 cc. YM 50 BREEZE		009512
MORINI			ZANELLA		
50 cc. RV 50		009512	50 cc. RACING MOPED 50		009512
MOTO GAC					
50 cc. WINNER 50		009512			
OMC					
50 cc. MUDDOY 50		009512			
PERIPOLI					
50 cc. HIC 50		009512			
50 cc. HR 50		009512			
50 cc. OXFORD 50		009512			
PEUGEOT					
50 cc. 105 50		002312			
		002312			
50 cc. FOX 50 / L		002312			
		002312			
50 cc. MOD.103		002312			
		002312			
50 cc. XP6 50		009512			
125 cc. XLC 125		005712			
PIAGGIO					
50 cc. FREE 50		082012			



COLLETTORI / MANIFOLDS

APPLICAZIONI / APPLICATIONS	ANNO / YEAR	ATHENA #	APPLICAZIONI / APPLICATIONS	ANNO / YEAR	ATHENA #
APRILIA			FIFTY FULL CX 50	1991	020005
50 cc. RED ROSE 50		075705	MBK		
		075805	50 cc. AV10 50		063105
50 cc. RS 50		075705			003955
		075805	50 cc. FX 50		003955
50 cc. RX 50		075705			063105
		075805	50 cc. MAGNUM 50		063105
50 cc. SR DI TECH 50 I.E. (MOT. APRILIA)		S410010311002			003955
		S410010311001	50 cc. MOBY 51V 50		063105
BETA					003955
50 cc. AE 50		020005	50 cc. RACING 50		063105
		020305			003955
50 cc. TR 35 50		020005	50 cc. ROCK 50		063105
		020305			003955
50 cc. XP 50		020005	50 cc. URBAN TRIAL 50		075705
		020305			075805
BIMOTOR			MINARELLI		
50 cc. FREE TIME 50		020005	49 cc. 2T P4 / P4 SPORT 50		020005
		020005			020305
FRANCO MORINI			49 cc. 2T P6 ARIA MCS		020005
48 cc. 2T GIROMAT 50		004405			020305
		004405/1	49 cc. 2T P6 RADIALE CROMATO		020005
		004427			020305
48 cc. 2T T4		020005	50 cc. AM3-4-5-6 50		075805
		020305			075705
50 cc. 2T G30 LC		020005			075805
50 cc. GS 50		020305	50 cc. G1R 50		020005
		020005			020305
50 cc. M04 50		004405	50 cc. MOTORE P4R		020005
		004405/1			020005
		004427	50 cc. RV3A 50		020305
GHIARONI					020005
50 cc. BROOKLIN XL 50		020005	50 cc. RV4A 50		020005
		020305			020305
GILERA			MORINI		
50 cc. EASY MOVING 50		082005	50 cc. MO 50		004405
50 cc. RUNNER 50 LC		082005			004405/1
50 cc. STALKER 50		082005			004427
50 cc. STORM 50		082005	50 cc. RV 50		020005
50 cc. TYPHOON 50		082005			020305
50 cc. TYPHOON X / X KAT 50		082005	MOTO GAC		
HONDA			50 cc. WINNER 50		020005
80 cc. MB 80 AC		005705	MOTOESA		
80 cc. MT 80 AC		005705	50 cc. PUCH 50		002005
80 cc. MTX 80 AC		005705			002005
KINETIC					002005/1
50 cc. DX 50		004405			002005/1
		004405/1			002005/1
		004427			002005/4
50 cc. SUPER SPARK 50		004405			002005/4
		004405/1			002005/4
		004427	MOTRON		
MACAL			50 cc. GL4 FLASH 50		020005
50 cc. M83 50		020005	OMC		
50 cc. P4 R 50		020005	50 cc. MUDOY 50		020005
		020305			020305
50 cc. TR 50		020005	PERIPOLI		
MALAGUTI			50 cc. HIC 50		020005
50 cc. DRIBBLING 50		004405			020305
		004405/1	50 cc. HR 50		020005
		004427			020305
50 cc. FIFTY 50 HF / MIX	1989 - 1991	020005	50 cc. OXFORD 50		020005
	1989 - 1991	020005			

KIT VALVOLE LAMELLARI, COLLETTORI, LAMELLE IN CARBONIO - INTAKE REED VALVE KIT, MANIFOLDS, CARBON REED VALVES MOTORCYCLE - SCOOTER - MAXI SCOOTER

APPLICAZIONI / APPLICATIONS	ANNO / YEAR	ATHENA #	APPLICAZIONI / APPLICATIONS	ANNO / YEAR	ATHENA #
PERIPOLI			SACHS		
50 cc. FORD 50		020305	50 cc. BATAVUS 50		073905
PEUGEOT					073905
50 cc. 103 MVL 50		066005			074005
		066005			020505
50 cc. CLIP 50 LC		066005			020505
		066005			020505
50 cc. MOD.103		066005	50 cc. CITY 50		073905
		066005			073905
50 cc. RCX 50 LC		066005			074005
		066005			020505
50 cc. SP 50 LC		066005			020505
		066005			020505
50 cc. SPX 50 LC		066005	50 cc. CORSA LUNGA 50		020005
		066005	50 cc. HERCULES PRIMA 5 50		073905
50 cc. XP6 50		075705			073905
		075805			074005
PIAGGIO					020505
50 cc. FREE 50		082005			020505
50 cc. LIBERTY 50		082005			020505
50 cc. NRG 50 / RST MC2 LC		082005			020505
50 cc. NRG 50 LC		082005	50 cc. KARSTADT 50		073905
50 cc. NTT 50 LC		082005			073905
50 cc. PUCH 1 50		002005			074005
		002005			020505
		002005			020505
		002005/1			020505
		002005/1	50 cc. M1 50		073905
		002005/4			073905
		002005/4			074005
		002005/4			020505
50 cc. QUARTZ 50		082005			020505
50 cc. SCATTO 50		082005	50 cc. M2 50		073905
50 cc. SFERA 50 / BASE		082005			073905
50 cc. SFERA 50 RST		082005			074005
50 cc. VESPA 50 ET2 - CARBURATORE		082005			020505
50 cc. ZIP 50 DISCO		082005			020505
50 cc. ZIP 50 H2O / SP		082005			020505
50 cc. ZIP BASE 50		082005	50 cc. M3 50		073905
50 cc. ZIP FAST RAIDER 50		082005			073905
75 cc. SFERA 75		082005			074005
PUCH					020505
50 cc. MACHO 50		002005			020505
		002005/1			020505
		002005/4	50 cc. M4 50		073905
50 cc. P1XL 50		002005/4			073905
		002005/1			074005
		002005			020505
50 cc. RIDER 50		002005			020505
		002005/1			020505
		002005/4	50 cc. M5 50		073905
50 cc. SUPER MAXI 50		002005			073905
		002005/1			074005
		002005/4			020505
RIEJU					020505
50 cc. DRAC AGUA / DL 4 50		075705	50 cc. MX1 50		073905
		075805			073905
50 cc. RR 50		075705			020505
		075805			020505
50 cc. RS1 50		075705			020505
		075805			020505
RIZZATO ATALA					074005
50 cc. 3LD 50		020005	50 cc. OPTIMA 3S 50		073905
50 cc. MASTER 3LF 50		020005			073905

LAMELLE IN CARBONIO / CARBON POWER REEDS

APPLICAZIONI / APPLICATIONS	ANNO / YEAR	ATHENA #
SACHS		
50 cc. OPTIMA 3S 50		074005
		020505
		020505
		020505
50 cc. RIXE 50		073905
		074005
		020505
		020505
		020505
		073905
50 cc. TORROT 50		073905
		073905
		074005
		020505
		020505
		020505
SACOM		
50 cc. RAINBOW 50		020005
		020305
SIS MORINI		
50 cc. SIS MORINI 50		020005
		020305
TESTI		
50 cc. MILITAR 50		020005
		020005
50 cc. SSCOT 50		020005
		020305
TUNTURI		
50 cc. AE 50		004405
		004405/1
		004427
50 cc. TIGER 50		020005
		020305
YAMAHA		
50 cc. DTX MX 50		006805
50 cc. RD MX MKII 50 (AUTOMATICO)		006805
50 cc. RD MX MKII 50 (MARCE)		006805
50 cc. TZR 50		075705
		075805
ZANELLA		
50 cc. RACING MOPED 50		020005
		020305

APPLICAZIONI / APPLICATIONS	ANNO / YEAR	ATHENA #
APRILIA		
50 cc. AMICO 50		BOY711
		P400485130001
50 cc. AMICO GL-GLE 50		BOY711
50 cc. AMICO LX SPORT CAT		BOY711
50 cc. AREA 51 LC		P400480130001
50 cc. GULLIVER 50		P400480130001
50 cc. GULLIVER 50 LC		P400480130001
50 cc. PEGASO 50		BOY720
50 cc. RALLY 50		P400480130001
50 cc. RALLY 50 LC		P400480130001
50 cc. RS 50 EXTREME		BOY720
50 cc. RX 50		BOY720
50 cc. SCARABEO 2T 50	2001	BOY6107
50 cc. SCARABEO 50		BOY711
		P400480130001
50 cc. SONIC 50		P400480130001
50 cc. SONIC GP		P400480130001
50 cc. SR 50		BOY711
50 cc. SR 50 (FINO 1994 MOT. VERT.)		P400485130001
50 cc. SR 50 / REPLICIA ARIA		BOY711
		P400480130001
50 cc. SR 50 / REPLICIA LC		BOY711
		P400480130001
50 cc. SR 50 DITECH LC	2007	BOY6107
50 cc. SR 50 LC		P400480130001
50 cc. SR 50 RACING LC		P400480130001
50 cc. SR 50 STEALTH LC		P400480130001
50 cc. SR NETSCAPER 50 LC		P400480130001
50 cc. SR WWW 50		P400480130001
50 cc. VIPER		BOY711
125 cc. AF1 125 SINTESI / REPLICIA / SPORT		BOY706
125 cc. PEGASO 125		BOY706
125 cc. RED ROSE 125		BOY706
125 cc. RS 125 EXTREMA		BOY706
125 cc. RX 125		BOY706
125 cc. SPORT PRODUCTION 125		BOY706
250 cc. RS 250	1995 - 1999	BOY718
ATALA		
50 cc. CAROSELLO 50		P400480130001
BENELLI		
50 cc. 491 GT 50 AIR COOLED		P400480130001
50 cc. 491 RACING 50 LC		P400480130001
50 cc. 491 RR 50 LC		P400480130001
50 cc. 491 SP 50 LC		P400480130001
50 cc. 491 SPORT 50 LC		P400480130001
50 cc. 491 ST 50		P400480130001
50 cc. DEVIL 50		BOY720
50 cc. K2 50		P400480130001
50 cc. K2 50 LC		P400480130001
50 cc. KB-X 50 RACE		BOY716
50 cc. PEPE 50		P400480130001
BETA		
50 cc. ARK 50		P400480130001
50 cc. ARK 50 LC		P400480130001
50 cc. ARK PRO RACE 50 LC		P400480130001
50 cc. EIKON 50 LC		P400480130001
50 cc. QUADRA CHRONO 502 50		P400480130001
50 cc. TEMPO 50		BOY712
		P400480130001
250 cc. TECHNO 250		BOY665
BRANDY		
50 cc. JAGUAR 50		P400480130001
50 cc. JT 50		P400480130001
BS VILLA		



KIT VALVOLE LAMELLARI, COLLETTORI, LAMELLE IN CARBONIO - INTAKE REED VALVE KIT, MANIFOLDS, CARBON REED VALVES MOTORCYCLE - SCOOTER - MAXI SCOOTER

APPLICAZIONI / APPLICATIONS	ANNO / YEAR	ATHENA #
AX 50		P400480130001
50 cc. DIO GZ 50		P400480130001
BSV		
50 cc. DIO JX 50		P400480130001
CAGIVA		
50 cc. CITY 50		BOY716
		069218
50 cc. PASSING 50		BOY716
50 cc. SUPER CITY 50		BOY716
125 cc. 125 3 (PETAL)		BOY712
		BOY665
125 cc. MITO 125 RACING		BOY714
125 cc. MITO 125 SPORT		BOY713
DERBI		
50 cc. VAMOS 50		BOY716
FANTIC		
50 cc. PONY SR 50		P400485130001
247 cc. 2T TRIAL / 245 / 247		BOY603
249 cc. TRIAL 249 AIR		BOY631
GARELLI		
50 cc. BIG WHEEL 50		P400485130001
50 cc. PONY 50		BOY711
		P400485130001
50 cc. SR 50		BOY711
		P400485130001
50 cc. TYPHOON 50		BOY711
GILERA		
50 cc. EASY MOVING 50		P400480130001
50 cc. RUNNER 50 LC		P400480130001
50 cc. STALKER 50		P400480130001
50 cc. STORM 50		P400480130001
50 cc. TYPHOON 50		P400480130001
50 cc. TYPHOON X / X KAT 50		P400480130001
HONDA		
50 cc. DIO G / GP 50		BOY716
50 cc. JORNO 50		BOY716
50 cc. MB 50 S		BOY737
	1987	BOY736
50 cc. MB5 50	1987	BOY736
50 cc. MT 50 AC		BOY737
50 cc. MTX 50 AC		BOY737
50 cc. PK 50 WALLARO		BOY716
50 cc. SC01 50	1987	BOY716
50 cc. SH SCOOPY 50		BOY716
50 cc. SJ 50 BALI		BOY716
50 cc. SP 50		BOY716
50 cc. SR 50 DIO	1989 - 1990	BOY716
50 cc. TACT S 50		BOY716
80 cc. MB 80 AC		BOY737
80 cc. MT 80 AC		BOY737
100 cc. H 100 AC		BOY737
		BOY737
125 cc. MBX 125		BOY769
125 cc. MTX 125		BOY736
125 cc. NS 125	1986 - 1987	BOY725
	1988 - 1994	BOY702
125 cc. NSR 125 F / R		BOY703
	1990 - 1994	BOY702
125 cc. RS 125		BOY703
200 cc. MTX 200		BOY769
200 cc. MTX 200 R		BOY736
250 cc. CRM R 250		BOYRL-11
250 cc. RS 250 R	1987 - 1990	BOY726
	1991 - 1993	BOY727
ITALJET		

APPLICAZIONI / APPLICATIONS	ANNO / YEAR	ATHENA #
50 cc. ASCOT 50		BOY711
		P400485130001
50 cc. ASTRA 50		P400485130001
50 cc. BA 50 BAZOOKA 1		BOY711
		P400485130001
50 cc. DRAGSTER 50 LC		P400480130001
50 cc. PISTA 2 YANKEE 50		P400485130001
50 cc. PISTA1 50		BOY711
		P400485130001
50 cc. REPORTER 50		BOY711
		P400485130001
50 cc. SCOOP 2/3 50		P400485130001
KAWASAKI		
80 cc. KDX 80		BOY605
80 cc. KX 80	1985	BOY605
	1986 - 1987	BOY630
	1988 - 2000	BOY646
125 cc. KDX 125 A1 / B1 / A2 / B2		BOY607
125 cc. KMX 125		BOY607
200 cc. KDX 200		BOY607
200 cc. KMX 200 A2 / A3 / A4		BOY607
220 cc. KDX 220 A		BOY607
250 cc. KDX 250	1991 - 1994	BOY638
250 cc. KX 250 BI	1989 - 1996	BOY638
	1997	BOY633
	1998	BOY683
KL		
50 cc. CLUB 50		P400480130001
50 cc. RACER 50		P400480130001
KOTIR		
50 cc. SR 50		P400485130001
KTM		
50 cc. CHRONO 50		P400485130001
50 cc. GO 50		P400480130001
50 cc. K 50		P400480130001
KYMCO		
50 cc. DJ 50 X		BOY716
50 cc. PEOPLE 50	1999 - 2007	BOY693
50 cc. SNIPER 50		BOY716
LEM		
50 cc. FLASH 50		P400485130001
50 cc. GHIBLI 50		P400485130001
50 cc. TORNADO SS1 50		P400485130001
MACAL		
50 cc. CY STING 50		P400480130001
50 cc. THUNDER 50		P400480130001
MALAGUTI		
50 cc. CENTRO 50 BASE		BOY712
		P400480130001
50 cc. CENTRO SL 50		P400480130001
50 cc. CENTRO SL KAT 50		P400480130001
50 cc. CIAK 50		BOY712
		P400480130001
50 cc. F10 JET LINE 50 / KAT		BOY712
		P400480130001
50 cc. F12 PHANTOM 50		BOY712
		P400480130001
50 cc. F12 PHANTOM 50 LC		P400480130001
50 cc. F15 50 FIRE FOX LC / KAT		P400480130001
50 cc. F15 FIREFOX 50 AC		BOY712
50 cc. F15 FIREFOX EURO2 50		BOY712
50 cc. YESTERDAY-YESTERDAY EURO 50		BOY712
		P400480130001
MBK		
50 cc. BOOSTER CW 50		BOY711

KIT VALVOLE LAMELLARI, COLLETTORI, LAMELLE IN CARBONIO - INTAKE REED VALVE KIT, MANIFOLDS, CARBON REED VALVES

MOTORCYCLE - SCOOTER - MAXI SCOOTER

APPLICAZIONI / APPLICATIONS	ANNO / YEAR	ATHENA #	APPLICAZIONI / APPLICATIONS	ANNO / YEAR	ATHENA #
		P400485130001	80 cc. DS 80		BOY610
50 cc. BOOSTER CW RS NG 50		P400485130001	80 cc. TS 80		BOY610
50 cc. BOOSTER CW RSP ROCKET 50		P400485130001	100 cc. DS 100		BOY602
50 cc. BOOSTER CW RSX TRACK 50		P400485130001	100 cc. TS 100 / ERN / ERX		BOY602
50 cc. BOOSTER CW SPIRIT 50		P400485130001	100 cc. TS 100 ALL MODELS		BOY602
50 cc. CR 50 Z TARGET		BOY711	125 cc. DS 125		BOY602
		P400485130001	125 cc. TS 125		BOY602
50 cc. CT 50 S / SS SORRISO		BOY711	125 cc. TS 125 R/ER		BOY606
		P400485130001	175 cc. PE 175	1983	BOY603
50 cc. EVOLIS 50		BOY712	185 cc. DS 185		BOY602
50 cc. HOT CHAMP 50		BOY712	185 cc. TS 185	1981	BOY602
		P400480130001	200 cc. SDR 200		BOY715
50 cc. YA EQUALIS 50		P400480130001	200 cc. TS 200 R	1992 - 1993	BOY606
50 cc. YA R FORTE 50		P400480130001	250 cc. DS 250		BOY602
50 cc. YA TA NEW SORRISO 50		P400485130001	250 cc. PE 250	1979	BOY602
50 cc. YE EVOLIS 50		P400480130001	250 cc. RG 250 WD	1988	BOY744
50 cc. YH 50 FLIPPER		P400480130001	250 cc. RG 250 WE / FG	1988	BOY744
50 cc. YM 50 FIZZ		P400480130001	250 cc. RGV 250 GAMMA	1989 - 1994	BOY718
50 cc. YN R OVETTO 50		P400480130001	250 cc. TS 250	1981	BOY602
50 cc. YQ NITRO 50 LC / CAT		P400480130001	250 cc. WOLF 250		BOY718
MOTRON			TOMOS		
50 cc. STING 50		P400480130001	0 cc. SPRINT		BOY766
50 cc. SYNCRO 50		P400480130001	0 cc. TARGA		BOY766
50 cc. THUNDER 50		P400480130001			
PEUGEOT			YAMAHA		
50 cc. SV 50 GEO		BOY716	50 cc. AXIS 50		BOY712
50 cc. SV LUNIOR 50		BOY716	50 cc. BOOSTER 50		BOY711
125 cc. SV 125 C EX		BOY714	50 cc. BW'S 50		BOY711
125 cc. SV 125 EXECUTIVE		BOY714	50 cc. BW'S BUMP 50		P400485130001
125 cc. SV 125 GEO		BOY714	50 cc. BW'S NEXT GENERATION 50		P400485130001
PGO			50 cc. CR Z TARGET 50		BOY711
50 cc. BIG MAX 50 / SPORT		P400480130001			P400485130001
50 cc. COMET 50		BOY711	50 cc. CT 50 SUPER SPORT		P400485130001
		BOY711	50 cc. CT S		BOY711
50 cc. STAR 50		BOY711	50 cc. CW 50 RS SPY		P400485130001
50 cc. STAR II 50		BOY711	50 cc. JOG 50		BOY711
50 cc. SUPER FIFTY 50		P400480130001			P400480130001
PIAGGIO			50 cc. JOG ER 50		P400480130001
50 cc. FREE 50		BOY712	50 cc. MS / PW / QT 50		BOY674
		P400480130001	50 cc. V-50		BOY768
50 cc. LIBERTY 50		P400480130001	50 cc. XC BELUGA 50		BOY711
50 cc. NRG 50 / RST MC2 LC		P400480130001			P400485130001
50 cc. NRG 50 LC		P400480130001	50 cc. YA R AXIS 50		P400480130001
50 cc. NTT 50 LC		P400480130001	50 cc. YA ZA JOG Z 50		P400480130001
50 cc. QUARTZ 50		BOY712	50 cc. YE ZEST 50		P400480130001
		P400480130001	50 cc. YH WHY 50		P400480130001
50 cc. SFERA 50 / BASE		BOY712	50 cc. YM 50 BREEZE		P400480130001
		P400480130001	50 cc. YN R NEO'S 50 / OVETTO		P400480130001
50 cc. SFERA 50 RST		P400480130001	50 cc. YQ AEROX 50 LC		P400485130001
50 cc. TYPHOON 50		BOY712	50 cc. YW50 ZUMA 50		P400485130001
50 cc. VESPA 50 ET2 - CARBURATORE		P400480130001		2001	BOY711
50 cc. ZIP 50 4T		BOY712		2002 - 2010	BOY712
50 cc. ZIP 50 DISCO		P400480130001	80 cc. CH 80 BELUGA		BOY711
50 cc. ZIP 50 H2O / SP		P400480130001	80 cc. GT 80 / MX	1978 - 1980	BOY658
50 cc. ZIP BASE 50		P400480130001	80 cc. JOG 80		BOY737
50 cc. ZIP FAST RAIDER 50		P400480130001	100 cc. DT 100	1978	BOY605
80 cc. SFERA 80		BOY712		1991	BOY646
125 cc. SKIPPER 125 2T / LX		BOY712	100 cc. MX 100		BOY605
125 cc. SKIPPER 125 4T		BOY712	100 cc. RT 100 A / D / G	- 1989	BOY605
SUZUKI			125 cc. DT 125 / RD 125	1987	BOY605
50 cc. CP 50	1989	BOY716	125 cc. DT 125 R/RE/X	1988 - 1993	BOY666
50 cc. SEPIA 50		BOY716	125 cc. IT 125		BOY603
50 cc. TS 50		BOY602			BOY603
75 cc. ADDRESS 75		BOY716	125 cc. RD 125 LC YPVS		BOY748
80 cc. CP 80 CHF		BOY716	125 cc. TDR 125		BOY715
			125 cc. TZR 125 R / RR		BOY715

KIT VALVOLE LAMELLARI, COLLETTORI, LAMELLE IN CARBONIO - INTAKE REED VALVE KIT, MANIFOLDS, CARBON REED VALVES MOTORCYCLE - SCOOTER - MAXI SCOOTER

APPLICAZIONI / APPLICATIONS	ANNO / YEAR	ATHENA #
150 VR 150		BOY715
175 cc. DT 175		BOY605
175 cc. DT 175 A / B / C		BOY605
175 cc. DT 175 E / F / G / H / MX		BOY605
175 cc. IT 175	1979	BOY603
	1980 - 1983	BOY609
175 cc. MX 175		BOY605
180 cc. RT 180		BOY605
200 cc. DT 200	1987 - 1990	BOY603
	ALL	BOYPSR-70
200 cc. DT 200 R	1987 - 1990	BOY603
	1991	BOY666
200 cc. IT 200		BOY609
250 cc. DT 250	1971 - 1973	BOY603
	1974 - 1975	BOY606
250 cc. IT 250	ALL	BOY640
250 cc. MX 250		BOY606
250 cc. RD 250 / A / B / C / D / LC / YPVS		BOY757
250 cc. RZ 250 RR		BOY732
250 cc. RZR 250		BOY732
350 cc. LC 350		BOY732
350 cc. RD 350		BOY757
350 cc. RD 350 RC		BOY733
350 cc. RD 350 YPVS / LC / LCF		BOY732
350 cc. RZ 350		BOY732
360 cc. DT 360		BOY606
360 cc. RT1 / RT2 / RT3 360	1971 - 1973	BOY603
400 cc. DT 400	1974 - 1975	BOY606
400 cc. IT 400	1979 - 1985	BOY640
400 cc. LC 400		BOY732
400 cc. MX 400		BOY606
400 cc. RD 400		BOY757
400 cc. RD 400 C / D		BOY757
400 cc. RD 400 E / F / G		BOY757
400 cc. RD 400 S		BOY757
400 cc. RD 400 S / C / D / E / F		BOY757
400 cc. RZ 400		BOY732
425 cc. IT 425	1979 - 1985	BOY640
465 cc. IT 465 H / J	1979 - 1985	BOY640
490 cc. IT 490	1979 - 1985	BOY640
500 cc. MX 500	1973	BOY606
500 cc. RD 500		BOY733
500 cc. RZV 500 R		BOY733
500 cc. SC 500		BOY606





ATHENA offre una gamma di carburatori Dell'Orto da sostituire all'originale per incrementare le prestazioni del motore specialmente se abbinati ai nostri kit cilindri.




ATHENA offers a range of Dell'Orto's carburetors to substitute the original one in order to increase the engine performances, specially if used in combination with our cylinder kits.



ATHENA offre une gamme de carburateurs Dell'Orto qui servent pour remplacer l'original et pour augmenter les prestations du moteur, spécialement si utilisés avec nos groupes thermiques.



ATHENA ofrece una gama de carburadores Dell'Orto que sirven para substituir el original e incrementar la potencia del motor especialmente se acoplados con nuestros equipos térmicos.



APRILIA: Amico, Area 51, Gulliver, Gulliver LC, Rally, Rally LC, Scarabeo, Sonic, Sonic LC, SR, SR LC, SR >94, SR www
MBK: Booster
YAMAHA: Aerox, BW'S, Neo's, Spy

P400000680009 Dell'Orto PHBG 21 DS
P400000680001 Dell'Orto PHBG 19 DS



BENELLI: 491 LC, K2
BETA: ARK, ARK LC, Chrono, Quadra, Tempo
ITALJET: Bazooka, Formula, Pista 2, Yankee
MALAGUTI: Centro, F10, F15 Firefox, F15 TDS, Phantom F12, Phantom F12 LC, Yesterday
RIEJU: First, First LC, Windy
YAMAHA: Axis, Belluga, Breeze, CRZ, CT 50, Jog, Zest, Zuma

P400000680010 Dell'Orto PHBG 21 DS
P400000680002 Dell'Orto PHBG 19 DS




GILERA: Easy Moving, Runner 50 LC, Stalker 50, Storm, Typhoon
PIAGGIO: Free, Liberty, Mc², NRG, NTT, Quartz, Sfera, Sfera Restyling, Typhoon, Zip, Zip Fast Rider, Zip LC

P400000680011 Dell'Orto PHBG 21 DS
P400000680004 Dell'Orto PHBG 19 DS



PEUGEOT: Buxy, RS Buxy, Sppedake, Speedfight, Speedfight LC, Squab, ST Rapido, SV, Trekker, Zenith
HONDA: Bali, SFX, SGX, SH 50, Sky, SXR, Vision, X8R-S

P400000680012 Dell'Orto PHBG 21 DS
P400000680003 Dell'Orto PHBG 19 DS



SUZUKI: Katana, Katana LC

P400000680013 Dell'Orto PHBG 21 DS
P400000680005 Dell'Orto PHBG 19 DS



APRILIA: RS 50
RIEJU: RS1 Evolution
YAMAHA: TDZ 50, DT 50

P400000680014 Dell'Orto PHBG 21 DS
P400000680006 Dell'Orto PHBG 19 DS



DERBI: GPR 50R
YAMAHA: TZR 50 '2000

P400000680015 Dell'Orto PHBG 21 DS



DERBI: Senda, Senda R, Supermotard

P400000680007 Dell'Orto PHBG 19 DS



PEUGEOT: RMX

P400000680008 Dell'Orto PHBG 19 DS



CARBURATORI PER COLLETTORI IN GOMMA / CARBURETTORS FOR RUBBER MANIFOLDS

SCOOTER

CAGIVA, DERBI, GILERA, MINARELLI, MORINI, P.G.O., PIAGGIO, YAMAHA

071406	Dell'Orto PHVA 17,5 CD
068106 *67	Dell'Orto PHVA 17,5 TS BOOSTER N.G. CANADA
068206	Kit starter elettrico per carburatore 068106 / Electric starter kit for carburettor 068106
080006	Dell'Orto PHBG 19 DA
070106	Dell'Orto PHBG 21 DS
069206	Dell'Orto PHVB 22 CD
068006	Dell'Orto PHBL 24 BS
P400000180001	Dell'Orto PHBG 19 DS Nero / Black



CARBURATORI PER COLLETTORI RIGIDI / CARBURETTORS FOR RIGID MANIFOLDS

GILERA, PIAGGIO

071306	Dell'Orto PHVA 17,5 US
071206	Dell'Orto PHBG 20 AS
071506	Dell'Orto PHBL 24 AD
071517	Collettore aspirazione / Intake manifold Ø 24
009005	Collettore aspirazione / Intake manifold Ø 34

CARBURATORI PER COLLETTORI IN GOMMA / CARBURETTORS FOR RUBBER MANIFOLDS

MOTORCYCLE

071406	Dell'Orto PHVA 17,5 CD
080006	Dell'Orto PHBG 19 DA
070206	Dell'Orto PHBG 21 BS
070106	Dell'Orto PHBG 21 DS
000006	Dell'Orto PHBL 22 BS
069206	Dell'Orto PHVB 22 CD
000066	Dell'Orto PHBL 24 BS
000666	Dell'Orto PHBL 26 BS
006666	Dell'Orto PHBH 28 BS
010006	Dell'Orto PHBH 30 BS

CARBURATORI PER COLLETTORI RIGIDI / CARBURETTORS FOR RIGID MANIFOLDS

064806	Dell'Orto SHA 13/13
004406	Dell'Orto SHA 15/15
004706	Dell'Orto SHA 15/15 x ATG
002006	Dell'Orto SHA 16x16
004806/3	Dell'Orto SHB 16/16 (VESPA PK 50, VESPA XL 50)
071306	Dell'Orto PHVA 17,5 US
003006	Dell'Orto PHBG 20 AS
002306/1	Dell'Orto PHBG 20

KIT 5 GETTI PER CARBURATORI DELL'ORTO / KIT 5 JETS FOR DELL'ORTO CARBURETTORS

P400000140010 *55	Max n° 72 (M6)
P400000140011 *56	Max n° 88 (M5)
P400000140017 *55	Max n° 88 (M6)
P400000140012 *56	Max n° 90 (M5)
P400000140018 *55	Max n° 90 (M6)
P400000140013 *56	Max n° 92 (M5)
P400000140019 *55	Max n° 92 (M6)
P400000140001 *55	Max n° 95 (M6)
P400000140002 *55	Max n° 97 (M6)
P400000140003 *55	Max n° 100 (M6)
P400000140004 *55	Max n° 105 (M6)
P400000140016 *55	Max n° 110 (M6)
P400000140005 *55	Max n° 115 (M6)
P400000140006 *55	Max n° 120 (M6)
P400000140007 *55	Max n° 125 (M6)
P400000140008 *55	Max n° 128 (M6)
P400000140009 *55	Max n° 130 (M6)
P400000140014 *57	Min n° 45 (M5)
P400000140015 *57	Min n° 48 (M5)



POLMONI DI ALIMENTAZIONE / FEEDING BAGS

S410000500001



S410000500003



S410000500002



Cinghie di trasmissione PLATINUM
PLATINUM transmission belts



Correttori di coppia
Torque drivers



Cinghie di trasmissione STANDARD
STANDARD transmission belts



Variatori
Variators



ATHENA oggi dispone di una gamma completa ed aggiornata di variatori per scooter e maxi scooter. La scelta dei materiali, oltre al particolare disegno delle piste di scorrimento dei rulli, garantisce un'ottimizzazione della potenza del motore ad ogni regime di rotazione, aumentando l'accelerazione e la velocità massima con una ridotta perdita di potenza e coppia. Inoltre, **ATHENA** dispone di un'ampia gamma correttori di coppia e cinghie di trasmissione che permette di sostituire e migliorare la performance offerta dal prodotto originale. **ATHENA** affianca alla attuale gamma, una nuova linea di cinghie dedicata alla clientela più esigente che richiede un prodotto di qualità superiore allo standard. Le cinghie **PLATINUM**, realizzate esclusivamente in Giappone, permettono di sfruttare appieno la potenza erogata dal motore anche in presenza di elaborazioni sportive outilizzi esasperati, senza pregiudicare la durata e l'affidabilità. Al fine di rendere più facile l'identificazione del prodotto ricercato sono state individuate due tipologie di ricerca: applicazione di marca e modello e la seconda che elenca tutte le applicazione possibili per singolo codice



ATHENA offers a wide range of variators and torque drivers for scooters and maxi-scooters. The choice of materials, together with the specific design of the roller sliding lanes, guarantees an optimisation of the engine power at each rotation rate by extending the acceleration and the highest velocity with only a small loss of power and engine torque. **ATHENA** also offers a wide range of wheel pivot gears and transmission belts, which meet or exceed OEM performance product. **ATHENA** offers, further to the existing range, a new line of transmission belts realised for the most demanding customers, who want a higher quality product. The **PLATINUM** transmission belt series, made exclusively in Japan, fully exploit the engine power also with engine tunings or during extreme running, without reducing their working life or reliability. In order to easily access our information, we provide for two methods of research: the first one is by trademark/model and the second one showing all the applications for every Part Number.



ATHENA offre une vaste gamme de variateurs et correcteurs de couple pour scooter et maxi scooter. Le choix des matériaux, avec le dessin particulier des pistes de glissement des rouleaux offre une puissance optimale dans le moteur à chaque régime de rotation en allongeant l'accélération et la vitesse maximale avec une perte réduite de la puissance et de la couple du moteur. En plus **ATHENA** dispose d'une vaste gamme de pivots de roue et de courroies de transmission qui permette de remplacer et améliorer la performance de produit d'origine. **ATHENA** offre, à côté de la gamme existante, une nouvelle série de courroies dédiée aux clients les plus exigeants qui demandent un produit de qualité supérieur. Les courroies **PLATINUM**, réalisées exclusivement en Japon, exploitent complètement la puissance du moteur même s'il y a des élaborations ou pendant une conduite extrême, sans compromettre la durée et la fiabilité. Pour une consultation plus rapide et facile, nous proposons deux modalités de recherche: la première par marque/modèle et la seconde en choisissant les affectations disponibles pour chaque référence.







ATHENA suministra una amplia gama de variadores para scooter y maxiscooter. La selección de materia prima y el diseño de las pistas de deslizamiento de los rodillos ofrecen una optima prestación de la potencia del motor en todos los regímenes de rotación, alargando la aceleración y el par del motor. Además **ATHENA** tiene una gama completa de ejes de rueda y correas que permite sustituir y mejorar la performance obtenida desde los productos originales. **ATHENA** flanquea a las gamas de correas standard, una nueva gama de correas para los pilotos más exigente que necesita un producto de calidad superior a lo común. Las correas **PLATINUM**, fabricadas exclusivamente en Japon, son mayormente indicadas para los utilizo deportivos o utilizo exasperados sin comprometer la durada y fiabilidad. Para favorecer la consultación, damos dos posibilidad de búsqueda: la primera en orden de aplicaciones de marca y modelo y la segunda que detalla todas las aplicaciones de cada referencia.

DOPIA RAMPA: 36°-38°
 DOUBLE GROOVE: 36°-38°



APPLICAZIONI / APPLICATIONS	ANNO / YEAR	VARIATOR	TORQUE DRIVERS	STANDARD TRASMISSION BELTS	PLATINUM TRASMISSION BELTS
ADIVA					
250 cc. AD CABRIO (ENG. PIAGGIO) 250	2009				S41PLAT067
250 cc. AD/EURO 2 / 3 (ENG. PIAGGIO) 250	2006-2008				S41PLAT067
ADLY					
50 cc. AIR TEC 1 (06/> - 2 TEMPI) 50	2006-2010				S41PLAT008
50 cc. CAT 2 TEMPI 50	-				S41PLAT008
50 cc. JET (EURO 1 - 2 TEMPI) 50	-				S41PLAT008
50 cc. NOBLE 4 TEMPI	-				S41PLAT028
50 cc. NOBLE 4 TEMPI (06/> 2 TEMPI)	2006-2010				S41PLAT008
50 cc. PANTHER 50 II	-				S41PLAT058
50 cc. PANTHER 50 2 TEMPI	2006-2010				S41PLAT008
50 cc. SF SILVER FOX 2 TEMPI	-				S41PLAT008
50 cc. SF SILVER FOX 4T	-				S41PLAT058
50 cc. SUPERSONIC 2 TEMPI	-				S41PLAT008
50 cc. SUPERSONIC 4 TEMPI	-				S41PLAT028
50 cc. TB THUNDER BIKE 2 TEMPI	2004				S41PLAT008
50 cc. TB THUNDER BIKE 4 TEMPI	-				S41PLAT028
100 cc. CAT 2 TEMPI	-				S41PLAT008
100 cc. JET 2 TEMPI	-				S41PLAT008
100 cc. NOBLE 2 TEMPI	-				S41PLAT008
AEON					
50 cc. AERO 2T	1999-2009				S41PLAT008
50 cc. ECHO 2T	1999-2009				S41PLAT008
50 cc. REGAL 2T	1999-2009				S41PLAT008
50 cc. TORCH	1999-2001				S41PLAT008
AGRALE					
50 cc. CITY 50		P400485110001			
50 cc. DAKAR 50		P400485110001			
50 cc. FORCE 50		P400485110001			
50 cc. TCHAU 50		P400485110001			
APRILIA					
50 cc. AMICO GL-GLE 50	1993-1995				S41PLAT001
50 cc. AMICO LX SPORT CAT	1992-1993				S41PLAT001
50 cc. AMICO 50	-1993		S410485330001		
	1994/1996-1998				S41PLAT001
	1996-		S410485330002		
	1996-1998	P400485110001		S410000350001	
50 cc. AREA 51 LC	1998-2000	P400485110001	S410485330002	S410000350001	S41PLAT001
50 cc. GULLIVER 50	--1995		S410485330001		
	1995-1998	P400485110001			S41PLAT001
	1996-1998		S410485330002		
	1999			S410000350001	
50 cc. GULLIVER 50 LC	--1995		S410485330001		
	1996-1998	P400485110001	S410485330002		S41PLAT001
	1999			S410000350001	
50 cc. HABANA CUSTOM 50	1999-2000			S410000350038	
50 cc. HABANA 50	1999-2001	P400510110005		S410000350038	
50 cc. MOJITO CUSTOM	1999-2003				S41PLAT038
50 cc. MOJITO RETRO	1999-2003	P400485110005			S41PLAT038
50 cc. MOJITO 50	2004-2008		S410480330002	S410000350015	
50 cc. RACING 50 LC				S410000350001	
50 cc. RALLY 50	--1995		S410485330001		
	1995-2002			S410000350001	
	1995-2003	P400485110001			S41PLAT001
	1996-2003		S410485330002		
50 cc. RALLY 50 LC	-1995		S410485330001		
	1996-		S410485330002		
	1996-1999	P400485110001		S410000350001	S41PLAT001
50 cc. SCARABEO DITECH 50	2001-2004	P400010110002			S41PLAT038
50 cc. SCARABEO QUATTRO 50 CC	2009	P400480110002	S410480330002	S410000350014	S41PLAT014
50 cc. SCARABEO STREET RESTYLING	2006-2009	P400480110002	S410480330002	S410000350014	S41PLAT014
50 cc. SCARABEO STREET 50	2003-2006			S410000350014	
	2005-2006		S410480330002		
50 cc. SCARABEO 2T 50	2010		S410480330002		
	2010-2012	P400480110002		S410000350014	S41PLAT014
50 cc. SCARABEO 4T RESTYLING EU3	2006-2009	P400480110002	S410480330002	S410000350014	S41PLAT037

DOPPIA RAMPA: 36°-38°
DOUBLE GROOVE: 36°-38°

APPLICAZIONI / APPLICATIONS	ANNO / YEAR	 VARIATOR	 TORQUE DRIVERS	 STANDARD TRANSMISSION BELTS	 PLATINUM TRANSMISSION BELTS
50 cc. SCARABEO 4T 4V 50	2010	P400480110002	S410480330002		S41PLAT014
	2010-2012			S410000350014	
50 cc. SCARABEO 50	-1995		S410485330001		
	1993-2002			S410000350001	
	1993-2005	P400485110001			S41PLAT001
	1996-		S410485330002		
50 cc. SCARABEO 50 4T	2002-2006		S410480330002	S410000350014	
	2006	P400480110002			
50 cc. SONIC GP	1998-2008	P400485110001	S410485330002	S410000350008	S41PLAT008
50 cc. SONIC 50	1998-2002		S410485330002		
	1998-2007	P400485110001		S410000350008	S41PLAT008
50 cc. SPORT CITY ONE 50 2T	2008-2010	P400480110002	S410485330002	S410000350014	S41PLAT014
50 cc. SPORT CITY ONE 50 4T	2008-2010	P400480110002	S410485330002	S410000350014	S41PLAT014
50 cc. SR DI TECH EURO2 50	2002-2003				S41PLAT038
	2002-2004			S410000350038	
50 cc. SR DI TECH 50 I.E. (MOT. APRILIA)	2000-2002	P400010110002			
	2000-2004			S410000350038	
50 cc. SR DI TECH 50 (MOT. PIAGGIO)	2003-2004			S410000350015	S41PLAT015
50 cc. SR NETSCAPER 50 LC		P400485110001	S410485330002	S410000350001	
50 cc. SR R	2004-2008	P400480110002			
	2006-2008			S410000350015	
50 cc. SR R FACTORY	2004-2007		S410480330002		
	2004-2012	P400480110002			S41PLAT015
	2006-2012			S410000350015	
50 cc. SR STREET	2003-2008		S410480330002		
	2003-2012	P400480110002		S410000350015	S41PLAT015
50 cc. SR WWW 50			S410485330002	S410000350001	
	1997-2001	P400485110001			S41PLAT001
50 cc. SR 50 / REPLICIA ARIA	1994-1996		S410485330001		
	1994-2001	P400485110001		S410000350001	
	1997-2001		S410485330002		
50 cc. SR 50 / REPLICIA LC				S410000350001	
	-1995		S410485330001		
	-1999	P400485110001			
	1996-		S410485330002		
	2000-	P400010110002			
50 cc. SR 50 (FINO 1994 MOT. VERT.)		P400485110001	S410485330001	S410000350001	
50 cc. SR 50 LC	1994-1996				S41PLAT001
	1994-2000	P400485110001	S410485330002	S410000350001	
50 cc. SR 50 R FACTORY (ENGINE APRILIA)	2004-2007/-2010-2011	P400480110002			S41PLAT038
	2005				
50 cc. SR 50 RACING LC		P400485110001	S410485330002	S410000350001	
	1997-1999				S41PLAT001
50 cc. SR 50 STEALTH LC		P400485110001	S410485330002	S410000350001	
	1997-1999				S41PLAT001
100 cc. SCARABEO 100	2000	P400485110004	S410485330001	S410000350037	S41PLAT037
	2001-2002			S410000350015	
	2001/2002-2006/2012				S41PLAT015
	2010		S410480330002		
100 cc. SCARABEO 4T / RESTYLING EU3 50 4T	2006-2010				S41PLAT015
125 cc. ATLANTIC EU3 125	2006-2008	P400480110005			
	2006-2011				S41PLAT064
	2010-2011			S410000350024	
125 cc. ATLANTIC 125	2003			S410000350046	S41PLAT046
	2003-2005	P400480110005			
125 cc. HABANA 125 / CUSTOM	1999-2001	P400480110006			
125 cc. LEONARDO ST 125	2001	P400010110001		S410000350015	
	2001-2004				S41PLAT015
125 cc. LEONARDO 125 4T	1996-2001				S41PLAT015
	1998-2001			S410000350015	
	1999-2001	P400010110001			
	2006-2008			S410000350024	
125 cc. MOJITO CUSTOM	1999-2001	P400480110006			
125 cc. MOJITO RETRO	1999-2001	P400480110006			
125 cc. MOJITO 125	2003-2008			S410000350024	
	2008	P400480110006			S41PLAT064
125 cc. SCARABEO 125 EU3	2006-2007	P400480110005			

DOPPIA RAMPA: 36°-38°
 DOUBLE GROOVE: 36°-38°







APPLICAZIONI / APPLICATIONS	ANNO / YEAR				
125 cc. SCARABEO 125 LIGHT	2007-2008	P400480110005			
125 cc. SCARABEO 125 (Mot. Piaggio)	1999-2003				S41PLAT015
	2003-2006	P400480110005			
125 cc. SCARABEO 125 4T	1999-2002			S410000350015	
	1999-2003	P400010110001			
125 cc. SPORT CITY CUBE 125	2008-2010	P400480110005			S41PLAT069
125 cc. SPORT CITY EU3	2004-2008	P400480110005			
	2006-2008				S41PLAT069
125 cc. SPORT CITY ONE	2008-2010	P400485110005		S410000350024	S41PLAT064
125 cc. SPORT CITY 125	2004-2006				S41PLAT069
	2006-2008				S41PLAT067
125 cc. SR MAX 125	2011	P400480110005		S410000350024	S41PLAT064
125 cc. SR MOTARD 125	2012	P400480110005		S410000350024	S41PLAT064
125 cc. SR 125	1999-2001	P400480110004		S410000350021	S41PLAT021
150 cc. ATLANTIC 150	2010-2011	P400480110005			
150 cc. LEONARDO ST 150	2001	P400010110001		S410000350015	
	2001-2004				S41PLAT015
150 cc. LEONARDO 150 4T	1996-1998			S410000350015	
	1996-2001				S41PLAT015
	1999-2001	P400010110001			
150 cc. MOJITO 150	2003-2007			S410000350024	S41PLAT064
150 cc. SCARABEO 150 4T	1999-2002			S410000350015	
	1999-2003	P400010110001			S41PLAT015
		P400480110004			
	1999-2001			S410000350021	S41PLAT021
200 cc. ATLANTIC 200 4T LC	2003				S41PLAT046
	2003-2005	P400480110010		S410000350024	
200 cc. SCARABEO / SCARABEO GT 200	1999-2002			S410000350015	
	1999-2003				S41PLAT015
	2003	P400480110010			
200 cc. SPORT CITY CUBE 200	2008-2010	P400480110010			
200 cc. SPORT CITY EU3 200	2004-2008	P400480110010			
200 cc. SPORT CITY 200	2006-2008				S41PLAT067
200 cc. SR 200 SPORT CITY	2004-2005			S410000350048	
250 cc. ATLANTIC EU3 250	2006-2008	P400480110010			S41PLAT064
250 cc. LEONARDO ST 250	2001	P400485110002		S410000350022	S41PLAT022
250 cc. LEONARDO 250	1999-2001			S410000350022	S41PLAT022
	1999-2004	P400485110002			
250 cc. SCARABEO LIGHT 250	2006-2008	P400480110010			S41PLAT067
250 cc. SPORT CITY CUBE 250	2008-2010	P400480110010			S41PLAT067
250 cc. SPORT CITY EU3 250	2006-2008	P400480110010			S41PLAT067
250 cc. SPORT CITY 250	2006-2008				S41PLAT067
300 cc. ATLANTIC 300	2010-2011	P400480110010			
300 cc. SCARABEO LIGHT 300	2009	P400480110010			S41PLAT067
300 cc. SPORT CITY CUBE 300	2008-2010	P400480110010			S41PLAT067
300 cc. SR MAX 300	2011	P400480110010			
400 cc. SCARABEO LIGHT 400	2006-2008				S41PLAT049 *517
500 cc. ATLANTIC 500 4T LC	2001			S410000350047	
500 cc. SCARABEO LIGHT 500	2006-2008				S41PLAT049 *518
500 cc. SCARABEO 500	2003-2006				S41PLAT049
ATALA					
50 cc. BYTE AT 10 50		P400510110001			
50 cc. CAROSELLO 50		P400485110001	S410485330001		
	1996-		S410485330002		
50 cc. HACKER AT12-RACING 50		P400510110001			
50 cc. HACKER 50		P400510110001		S410000350007	
50 cc. HACKER 50 LC		P400510110001		S410000350007	
ATU					
50 cc. METEORIT KB AC 4T (99/05 - KB)	-				S41PLAT028
50 cc. METEORIT ZX 4T (99/00 - KCA)	-				S41PLAT028
50 cc. SPIN GE 2T	-				S41PLAT008
BAOTIAN					
50 cc. BT49QT-10 4T WHEEL 10"	2006-2008				S41PLAT058
50 cc. BT49QT-11 TOMMY 4T WHEEL 10"	-				S41PLAT058
50 cc. BT49QT-12 4 TEMPI WHEEL 12"	2006-2007				S41PLAT028
50 cc. BT49QT-12 4T TANCO/REBEL 4T WHEEL 10"	-				S41PLAT058





DOBPIA RAMPA: 36°-38°
DOUBLE GROOVE: 36°-38°

APPLICAZIONI / APPLICATIONS	ANNO / YEAR	 VARIATOR	 TORQUE DRIVERS	 STANDARD TRANSMISSION BELTS	 PLATINUM TRANSMISSION BELTS
50 cc. BT49QT-12A1 4T R12 (ENG. 139QMA)	2006-2007				S41PLAT028
50 cc. BT49QT-12C/1 WARRIOR 4T	2006-2008				S41PLAT028
50 cc. BT49QT-12D/1 4T R12	2007-2009				S41PLAT028
50 cc. BT49QT-12E-1/2/3 ROCKY 4T	2007-2009				S41PLAT028
50 cc. BT49QT-12F/1 TANCO 4T R12	2007-2008				S41PLAT028
50 cc. BT49QT-12G1/2 4T R12 (ENG.139QMA)	2007-2008				S41PLAT028
50 cc. BT49QT-18E TIGER 2T	2008-2009				S41PLAT028
	2008-2009				S41PLAT008
50 cc. BT49QT-18F/1 TANCO 2T	2008-2009				S41PLAT008
50 cc. BT49QT-18G1 2T (ENG.1E40QMA)	-				S41PLAT008
50 cc. BT49QT-2	-				S41PLAT058
50 cc. BT49QT-2 BIG PANTHER 4T R12	2006-2007				S41PLAT028
50 cc. BT49QT-2A 4T R12 (ENG. 139QMA)	-				S41PLAT028
50 cc. BT49QT-2C 4T R12 (ENG. 139QMA)	-				S41PLAT028
50 cc. BT49QT-2C4 4T R13 (ENG. 139QMA)	-				S41PLAT028
50 cc. BT49QT-20B2 2T (ENG. 1E40QMA)	-				S41PLAT008
50 cc. BT49QT-20B3 LAND FLYER 4T R13	-				S41PLAT028
50 cc. BT49QT-21/B2 4T R13 (ENG.139QMA)	-				S41PLAT028
50 cc. BT49QT-22D1 4T R12 (ENG.139QMA)	-				S41PLAT028
50 cc. BT49QT-22P1 4T R13 (ENG.139QMA)	-				S41PLAT028
50 cc. BT49QT-28A 2T (ENG. 1E40QMA)	-				S41PLAT008
50 cc. BT49QT-3 4T WHEEL 10"	2006-2009				S41PLAT058
50 cc. BT49QT-6A1	-				S41PLAT058
50 cc. BT49QT-6B1 4T R10	-				S41PLAT058
50 cc. BT49QT-6B4 4T R12	-				S41PLAT028
50 cc. BT49QT-7 CHASE 4T	2005-2007				S41PLAT058
50 cc. BT49QT-7 SMART RIDER 4T	2005-2007				S41PLAT058
50 cc. BT49QT-7A1/B1 4T R10/12	-				S41PLAT058
50 cc. BT49QT-7A2/A3 4T R12	-				S41PLAT028
50 cc. BT49QT-7B2/B3 4T R12	-				S41PLAT028
50 cc. BT49QT-8 4T	2005-2008				S41PLAT058
50 cc. BT49QT-9 SCOUT 4T WHEEL 10"	-				S41PLAT058
50 cc. BT49QT-9 SCOUT 4T WHEEL 12"	-				S41PLAT028
50 cc. BT49QT-9D1	-				S41PLAT058
50 cc. BT49QT-9D5/D7 4T R10	-				S41PLAT058
50 cc. BT49QT-9F1 4T R10	-				S41PLAT058
50 cc. BT49QT-9F3 EAGLE 4T R12	-				S41PLAT028
50 cc. BT49QT-9N1/N2 4T R10	-				S41PLAT058
50 cc. BT49QT-9O3/O4 4T R12	-				S41PLAT028
50 cc. BT49QT-9P1 4T R10	-				S41PLAT058
50 cc. BT49QT-9R1	-				S41PLAT058
50 cc. BT49QT-9R1 4T R10	-				S41PLAT058
50 cc. BT49QT-9R3 4T R12	-				S41PLAT028
50 cc. BT49QT-9S1/S2 4T R10	-				S41PLAT058
50 cc. BT49QT-9S3 4T R12	-				S41PLAT028
50 cc. BT49QT-9T1 4T R10	-				S41PLAT058
50 cc. BT50-QT 7-9-11	-				S41PLAT058
50 cc. BT50QT-11	-				S41PLAT058
50 cc. BT50QT-11/E 4T	2005-2007				S41PLAT058
50 cc. BT50QT-3/N SPEEDY 4T	2006-2008				S41PLAT058
50 cc. BT50QT-7	-				S41PLAT058
50 cc. BT50QT-7 4 TEMPI	2007				S41PLAT028
50 cc. BT50QT-9/N 4T	2006-2008				S41PLAT058
50 cc. ZNQT-A/B 4T	-				S41PLAT058
BENELLI					
50 cc. K2 50	1998-2001	P400485110001	S410485330002	S410000350001	S41PLAT001
50 cc. K2 50 LC	1998-2001	P400485110001	S410485330002	S410000350001	S41PLAT001
50 cc. PEPE LX 50	2003-2004	P400485110001		S410000350001	S41PLAT001
50 cc. PEPE 50	-1995		S410485330001		
	1996-		S410485330002		
	1999-2001	P400485110001		S410000350001	S41PLAT001
50 cc. 491 GT 50 AIR COOLED	1998-1999	P400485110001	S410485330002	S410000350001	S41PLAT001
50 cc. 491 NAKED 50	2002	P400485110001	S410485330002	S410000350001	S41PLAT001
50 cc. 491 RACING 50 LC	1998-1999	P400485110001	S410485330002	S410000350001	S41PLAT001
50 cc. 491 RR 50 LC	1998-2001	P400485110001			
	1999-2001		S410485330002	S410000350001	S41PLAT001
50 cc. 491 SP 50 LC	1999	P400485110001	S410485330002	S410000350001	S41PLAT001





DOPIA RAMPA: 36°-38°
 DOUBLE GROOVE: 36°-38°

APPLICAZIONI / APPLICATIONS	ANNO / YEAR	 VARIATOR	 TORQUE DRIVERS	 STANDARD TRANSMISSION BELTS	 PLATINUM TRANSMISSION BELTS
50 cc. 491 SPORT 50 LC	1998-1999	P400485110001	S410485330002	S410000350001	S41PLAT001
50 cc. 491 ST 50	1999-2001	P400485110001	S410485330002	S410000350001	S41PLAT001
100 cc. K2 100	1999-2001	P400485110004	S410485330001		
125 cc. ADIVA 125 4T	2001-2002	P400480110005			
125 cc. VELVET TOURING 125 4T LC	2002-2003	P400485110003		S410000350021	S41PLAT021
125 cc. VELVET 125 4T LC	1999-2001	P400485110003		S410000350021	S41PLAT021
150 cc. ADIVA 150 4T	2001-2002	P400480110005		S410000350024	
150 cc. VELVET TOURING 150 4T LC	2002-2003	P400485110003		S410000350021	S41PLAT021
150 cc. VELVET 150 4T LC	1999			S410000350021	
	1999-2001	P400485110003			S41PLAT021
250 cc. VELVET TOURING 250	1999-2003				S41PLAT022
	1999-2003				S41PLAT022
	2002-2003	P400485110002		S410000350022	
250 cc. VELVET 250 4T LC ECO	1999-2001	P400485110002		S410000350022	
BENZHOU					
50 cc. YY50QT 4T	2007-2008				S41PLAT058
50 cc. YY50QT-10/C 4T	2008				S41PLAT028
50 cc. YY50QT-11 4T	2008				S41PLAT058
50 cc. YY50QT-15 4T	2007-2008				S41PLAT058
50 cc. YY50QT-2 4T (LD5TCBPA)	2006-2008				S41PLAT028
50 cc. YY50QT-22 4T	2008				S41PLAT058
50 cc. YY50QT-25A 4T	2008				S41PLAT058
50 cc. YY50QT-28 4T	2008				S41PLAT028
50 cc. YY50QT-3 4T	2008				S41PLAT058
50 cc. YY50QT-4 4T	2008				S41PLAT028
50 cc. YY50QT-5 4T	2008				S41PLAT028
50 cc. YY50QT-6 4T (LD5B003CB)	2006-2008				S41PLAT028
50 cc. YY50QT-6A/B/D/E 4T	2007-2008				S41PLAT028
50 cc. YY50QT-7A 4T	2008				S41PLAT028
50 cc. YY50QT-8 4T	2008				S41PLAT028
BETA					
50 cc. ARK PRO RACE 50 LC		P400485110001		S410000350001	
	-1995		S410485330001		
	1996		S410485330002		
50 cc. ARK SERIE K 50 LC	1998-2005		S410485330002		
	1998-2008	P400485110001		S410000350001	S41PLAT001
50 cc. ARK 50	-1995		S410485330001		
	1996-2005		S410485330002		
	1996-2008	P400485110001		S410000350001	S41PLAT001
50 cc. ARK 50 LC	-1995		S410485330001		
	1996		S410485330002		
	1996-2003	P400485110001		S410000350001	S41PLAT001
50 cc. EIKON 50 LC	1999-2003	P400485110001	S410485330002	S410000350001	S41PLAT001
50 cc. QUADRA CHRONO 502 50	-1995		S410485330001		
	1995				S41PLAT001
	1995-1999	P400485110001		S410000350001	
	1996-		S410485330002		
50 cc. TEMPO 50	1994-1999	P400485110001	S410485330001	S410000350001	
	1996-1999				S41PLAT001
125 cc. EIKON 125	2000-2002	P400210110004		S410000350015	S41PLAT015
150 cc. EIKON 150	2000-2002	P400210110004		S410000350015	S41PLAT015
BRANDY					
50 cc. JAGUAR 50		P400485110001	S410485330002		
50 cc. JT 50		P400485110001	S410485330002		
BS VILLA					
50 cc. AX 50		P400485110001	S410485330002		
50 cc. DIO GZ 50		P400485110001	S410485330002		
50 cc. DIO ZX 50			S410210330001		
BSV					
50 cc. DIO GP 50			S410210330001		
50 cc. DIO JX 50		P400485110001	S410485330002		
50 cc. DIO SP 50			S410210330001		
50 cc. DIO SR 50			S410210330001		
BUFFALO					
50 cc. BT49QT-12 WARRIOR 4T	2007-2008				S41PLAT028
50 cc. KVR 4T	2008				S41PLAT028





DOPPIA RAMPA: 36°-38°
DOUBLE GROOVE: 36°-38°

APPLICAZIONI / APPLICATIONS	ANNO / YEAR	 VARIATOR	 TORQUE DRIVERS	 STANDARD TRANSMISSION BELTS	 PLATINUM TRANSMISSION BELTS
CAGIVA					
50 cc. CITY 50	1991-1994			S410000350006	
50 cc. PROGRESS 50 ARIA	1997-1999			S410000350009	
50 cc. PROGRESS 50 LC				S410000350009	
CF MOTO					
125 cc. CF1P52MI-A FI 4T IE	-			S410000350042	
125 cc. CF125T-21A E-CHARM IE	-			S410000350042	
125 cc. URBAN R	-			S410000350042	
150 cc. CF GLORY IE	-			S410000350042	
150 cc. CFIP58MJ 4T INIEZIONE 4T LC	-			S410000350042	
150 cc. CFIP58MJ-A FI 4T IE	-			S410000350042	
150 cc. CF150T-5A E-CHARM IE/CARB	-			S410000350042	
150 cc. CF150T-51 IE	-			S410000350042	
150 cc. URBAN R	-			S410000350042	
CHINA ENGINE					
50 cc. GY6 139QMA 4T (CARTER LUNGO)	2008				S41PLAT028
50 cc. GY6 139QMB 4T (CARTER LUNGO)	-				S41PLAT058
50 cc. TOMAHAWK 4T ATV	-				S41PLAT058
50 cc. 1PE40QMB	-				S41PLAT008
125 cc. 152QMI-A 4T IE	-			S410000350042	
125 cc. 158QMJ 4T IE	-			S410000350042	
CPI					
50 cc. ARAGON GP/PADDOCK/CLUB	2007-2008				S41PLAT008
50 cc. BINGO FL	2002				S41PLAT008
50 cc. CRAB ATV	2000				S41PLAT008
50 cc. FORMULA R AC	2008				S41PLAT008
50 cc. GTS LC	2002				S41PLAT008
50 cc. HUSSAR	2000				S41PLAT008
50 cc. HUSSAR/SL/FL EURO 2	2001-2005				S41PLAT008
50 cc. OLIVER/CITY/SPORT	2003-2007				S41PLAT008
50 cc. POPCORN	2000				S41PLAT008
50 cc. POPCORN SL/FL EURO2	2001-2004				S41PLAT008
50 cc. RLX ATV	-				S41PLX008
50 cc. RX (QJ50QT-2)	-				S41PLAT008
50 cc. TENNESSE	2001				S41PLAT008
50 cc. TWIN LIGHT (B08)	-				S41PLAT008
100 cc. CRAB ATV	-				S41PLAT008
150 cc. GTR	-			S410000350042	
DAYANG					
50 cc. DY139QMB 4T	-				S41PLAT058
DERBI					
50 cc. ATLANTIS AIR 50	1999-2001			S410000350009	
50 cc. ATLANTIS LC 50	1999-2001			S410000350009	
50 cc. ATLANTIS O2 50	2002	P400480110002	S410480330002	S410000350015	S41PLAT015
50 cc. ATLANTIS O2 BULLET 50	2003-2005	P400480110002	S410480330002	S410000350015	S41PLAT015
50 cc. ATLANTIS O2 CITY 50	2003-2006	P400480110002	S410480330002	S410000350015	S41PLAT015
50 cc. ATLANTIS O2 RED BULLET 50	2003	P400480110002	S410480330002	S410000350015	S41PLAT015
50 cc. ATLANTIS O2 TWO CHIC 50	2005	P400480110002	S410480330002	S410000350015	S41PLAT015
50 cc. ATLANTIS 50 EU2 2T	2004-2006	P400480110002	S410480330002		S41PLAT014
	2004-2007			S410000350014	
	2007-2009	P400480110002	S410480330002	S410000350014	S41PLAT015
50 cc. ATLANTIS 50 EU2 4T	2007			S410000350015	
50 cc. BOULEVARD 50 EU2 2T	2009		S410480330002		
	2009-2012	P400480110002		S410000350014	S41PLAT014
50 cc. BOULEVARD 50 4T	2009			S410000350014	
50 cc. GP1 EURO2 50	2005	P400480110002	S410480330002	S410000350015	S41PLAT015
50 cc. GP1 OPEN EU2	2006				S41PLAT015
	2006-2009	P400480110002	S410480330002	S410000350015	
50 cc. GP1 RACE E2 50	2005-2007			S410000350015	
50 cc. GP1 50 LC	2001-2003	P400480110002	S410480330002	S410000350015	S41PLAT015
50 cc. HUNTER / MANHATTAN 50	1996-1997			S410000350009	
50 cc. PADDOCK ARIA 50	1998-1999			S410000350009	
50 cc. PREDATOR ARIA 50	1998-2001			S410000350009	
50 cc. PREDATOR LC 50	1998-2001			S410000350009	
50 cc. VAMOS 50	1993-1995	P400510110001		S410000350023	
50 cc. VARIANT SPORT 2T	2012	P400480110002		S410000350014	S41PLAT014

DOPPIA RAMPA: 36°-38°
 DOUBLE GROOVE: 36°-38°

APPLICAZIONI / APPLICATIONS	ANNO / YEAR	 VARIATOR	 TORQUE DRIVERS	 STANDARD TRANSMISSION BELTS	 PLATINUM TRANSMISSION BELTS
100 cc. ATLANTIS 100 4T	2004-2006		S410480330002		S41PLAT014
125 cc. BOULEVARD 125 EU3	2002-2012	P400480110005		S410000350024	
	2004-2012				S41PLAT064
125 cc. GP1 EU2 125	2006	P400480110005		S410000350024	
125 cc. GP1 LOW SEAT EU3	2007-2008			S410000350024	S41PLAT064
	2008	P400480110005			
125 cc. RAMBLA	2008	P400480110005			S41PLAT069
125 cc. VARIANT SPORT 2T	2012				S41PLAT064
125 cc. VARIANT SPORT 4T E3 125	2012	P400480110005		S410000350024	
150 cc. BOULEVARD 150 EU3	2002-2004	P400480110005		S410000350024	
	2004-2007				S41PLAT064
200 cc. BOULEVARD 200	2005			S410000350024	
250 cc. GP1 LOW SEAT EU3	2008	P400480110010			
250 cc. RAMBLA 250	2008	P400480110010			S41PLAT067
DIRECT BIKES					
50 cc. DB50QT-6 NINJA 4T WHEEL 12"	-				S41PLAT028
ERING					
50 cc. BT49QT-2 BIG PANTHER 4T	2006-2007				S41PLAT028
50 cc. BT49QT-2 WARRIOR 4T	2006-2008				S41PLAT028
E-TON					
50 cc. ALTA 49 4T	-				S41PLAT028
50 cc. BEAMER II 2T PN2B	2005-2006				S41PLAT008
50 cc. BEAMER III 2T PN2D	2007-2009				S41PLAT008
50 cc. BEAMER MATRIX II PN2E	2007-2008				S41PLAT008
50 cc. BEAMER MATRIX PN2C	2005-2006				S41PLAT008
50 cc. BEAMER R2 PN2G	2007				S41PLAT008
50 cc. BEAMER 2T PN2	2000-2004				S41PLAT008
50 cc. MATRIX PN2H	2009				S41PLAT008
50 cc. SPORT 4T	2009				S41PLAT028
70 cc. RX4/RXL VIPER /SS/M 4T	2006-2009				S41PLAT058
90 cc. RX4/RXL VIPER/R/SS 4T	2006-2009				S41PLAT058
90 cc. UK1 ROVER/GT 4T	2007				S41PLAT058
FANTIC					
50 cc. BIG WHEEL 50		P400485110001	S410485330001		
50 cc. PONY SR 50			S410485330002		
GARELLI					
50 cc. BIG WHEEL 50			S410485330002		
50 cc. BT49QT-12 / 12A VIP 4T	2006-2008				S41PLAT028
50 cc. BT49QT-12A VIP 4T	2007-2008				S41PLAT028
50 cc. BT50QT-11 CAPRI LX 4T	2006-2007				S41PLAT058
50 cc. BT50QT-9 CICLONE 4T	2006				S41PLAT058
50 cc. DF50QT-7 CAPRI 4T	2006				S41PLAT058
50 cc. GFM50QT2 TIESSE	2008-2009				S41PLAT008
50 cc. GFM50QT2.R TIESSE R	2008-2009				S41PLAT008
50 cc. GFM50QT2.2 RIDER	2008-2009				S41PLAT008
50 cc. GFM50QT-3 TIESSE 4T	2008-2009				S41PLAT028
50 cc. HN50QT-K/R FLEXI 4T	2008-2009				S41PLAT028
50 cc. PONY 50			S410485330001		
50 cc. SR 50		P400485110001	S410485330001		
50 cc. TM50QT-10 CAPRI LX 4T	2008-2009				S41PLAT058
50 cc. TM50QT-3 CICLONE 4T	2008-2009				S41PLAT058
125 cc. TM125T-28A NOI	2008-2009			S410000350042	
125 cc. 125 BT125T-3 MOSQUITO	2007-2008			S410000350042	
GILERA					
50 cc. DNA GP EXPERIENCE 50	2003-2004	P400480110002	S410480330002	S410000350014	S41PLAT014
50 cc. DNA 50 LC	2000-2002	P400480110002	S410480330002	S410000350014	
	2000-2007				S41PLAT014
50 cc. EASY MOVING 50	1995-1996	P400480110001	S410480330001	S410000350006	
50 cc. ICE 50	2001			S410000350015	
	2001-2005	P400480110002	S410480330002		S41PLAT015
50 cc. RUNNER POGGIALI 50	2002	P400480110002	S410480330002		S41PLAT015
	2002-2006			S410000350015	
50 cc. RUNNER PUREJET 50	2002-2004/2010				S41PLAT015
	2002-2006/2010	P400480110002			
	2002-2010		S410480330002	S410000350015	
50 cc. RUNNER PUREJET 50 RACE	2006	P400480110002	S410480330002		

DOBPIA RAMPA: 36°-38°
DOUBLE GROOVE: 36°-38°

APPLICAZIONI / APPLICATIONS	ANNO / YEAR	 VARIATOR	 TORQUE DRIVERS	 STANDARD TRANSMISSION BELTS	 PLATINUM TRANSMISSION BELTS
50 cc. RUNNER PUREJET 50 ST	2008	P400480110002			
50 cc. RUNNER SP 50 / ST	2008-2009	P400480110002			S41PLAT015
	2008-2012			S410000350024	
50 cc. RUNNER SP 50 LC	2002-2004/2010	P400480110002			
	2002-2010		S410480330002		
	2002-2012			S410000350015	S41PLAT015
50 cc. RUNNER SP 50 RACE	2006	P400480110002	S410480330002	S410000350015	S41PLAT015
50 cc. RUNNER SP 50 SC	2006-2007	P400480110002	S410480330002	S410000350015	S41PLAT015
50 cc. RUNNER SP 50 SPECIAL EDITION	2007			S410000350015	
50 cc. RUNNER 50 FL	2002	P400480110002	S410480330002	S410000350015	
50 cc. RUNNER 50 LC	1997-2000	P400480110002	S410480330002	S410000350015	S41PLAT015
50 cc. RUNNER 50 SPECIAL EDITION	2007-2008				S41PLAT015
50 cc. STALKER NAKED	2008	P400480110002		S410000350015	
	2008-2011				S41PLAT015
50 cc. STALKER SPECIAL EDITION	2007-2008	P400480110002		S410000350015	
	2007-2011				S41PLAT015
50 cc. STALKER 50	1997-2010		S410480330002		
	1997-2011	P400480110002		S410000350015	S41PLAT015
50 cc. STORM EURO2	2007				S41PLAT015
50 cc. STORM 50	1994-1995	P400480110001	S410480330001	S410000350011	S41PLAT011
50 cc. TYPHOON X / X KAT 50	1994-1999				S41PLAT011
	1998-1999	P400480110002	S410480330001	S410000350011	
50 cc. TYPHOON XR 50	2000	P400480110002	S410480330002	S410000350015	S41PLAT015
50 cc. TYPHOON 50	-				S41PLAT011
	1994-1997	P400480110001	S410480330001	S410000350011	
125 cc. DNA 125 4T	2001	P400480110005		S410000350024	
125 cc. NEXUS EURO 3	2007-2008	P400480110005		S410000350024	S41PLAT064
125 cc. NEXUS EURO3 IE 125	2008-2009	P400480110005			
125 cc. RUNNER FX 125 LC	1997-2002	P400480110004		S410000350021	S41PLAT021
125 cc. RUNNER VX RACE 4T	2006	P400480110005		S410000350024	S41PLAT064
125 cc. RUNNER VX 125 SC 4T	2002-2007	P400480110005			
	2006-2007			S410000350024	S41PLAT064
125 cc. RUNNER VX 4T ST EURO3	2008-2012	P400480110005		S410000350024	S41PLAT064
125 cc. RUNNER VX-VXR 125 4T LC	2000-2002	P400480110005			
	2000-2004			S410000350024	
	2002-2004				S41PLAT046
	2002-2006				S41PLAT064
125 cc. RUNNER 125 VX EU3 4T	2005-2007			S410000350024	
	2007				S41PLAT064
125 cc. TYPHOON X/R 125	1999-2000	P400480110004		S410000350021	S41PLAT021
125 cc. TYPHOON 125	1995-1998	P400480110004		S410000350021	S41PLAT021
180 cc. DNA 180	2001	P400480110007		S410000350046	
180 cc. RUNNER FXR 180	1997-2002	P400480110004		S410000350021	S41PLAT021
180 cc. RUNNER VX-VXR 180 4T	2000-2001	P400480110007		S410000350046	
200 cc. RUNNER VXR 200 EU3	2005-2007				S41PLAT046
200 cc. RUNNER VXR 200 RACE 4T	2006			S410000350046	S41PLAT046
200 cc. RUNNER VXR 200 ST EURO3 4T	2008	P400480110010			
	2008-2009				S41PLAT046
200 cc. RUNNER VX-VXR 4T 200	2002	P400480110010			
	2002-2004				S41PLAT064
	2002-2006			S410000350046	
	2005-2006				S41PLAT046
300 cc. NEXUS 300	2008-2009	P400480110010			
500 cc. FUOCO 500 RC IE	2007-2008				S41PLAT049
500 cc. NEXUS EU3	2006-2007			S410000350049	
	2006-2011	P400480110011			
500 cc. NEXUS SP EURO 3	2006-2009				S41PLAT049
	2006-2011			S410000350049	S41PLAT049
500 cc. NEXUS 500	2003-2005	P400480110008		S410000350049	S41PLAT049
GMI					
150 cc. GMI 404 4T 150	-			S410000350042	
HAOTIAN					
50 cc. HT50QT-16 4T WHEEL 10"	-				S41PLAT058
50 cc. HT50QT-22 4T	-				S41PLAT058
50 cc. HT50QT-25 SPORT 4T	-				S41PLAT058
50 cc. HT50QT-6 SPORT 4T WHEEL 10"	-				S41PLAT058

DOPPIA RAMPA: 36°-38°
 DOUBLE GROOVE: 36°-38°

APPLICAZIONI / APPLICATIONS	ANNO / YEAR	 VARIATOR	 TORQUE DRIVERS	 STANDARD TRANSMISSION BELTS	 PLATINUM TRANSMISSION BELTS
50 cc. HT50QT-9 BUBBLE 4T	-				S41PLAT058
HONDA					
50 cc. DIO G / GP 50			S410210330001		
50 cc. DIO SP 50			S410210330001		
50 cc. DIO ZX 50 HORIZONTAL		P400210110010	S410210330001		
50 cc. GX 50		P400210110001	S410210330001		
50 cc. SA	1989				S41PLAT003
50 cc. SA M SM	1991				S41PLAT003
50 cc. SA VISION MET-IN 50	1989-1991			S410000350003	
50 cc. SA 50 VISION I / II SERIE	1989-1991			S410000350003	
	1995-	P400210110005			
50 cc. SC01 50		P400210110001			
50 cc. SC01L 50		P400210110001			
50 cc. SFX 50		P400210110001	S410210330001		
	1995-2004			S410000350012	S41PLAT012
50 cc. SGX SKY 50		P400210110001	S410210330001		
	1997-2000				S41PLAT016
	1997-2001			S410000350016	
	2002-2004			S410000350012	S41PLAT012
50 cc. SH SCOOPY 50	1987-1991			S410000350002	
	1987-1992				S41PLAT002
50 cc. SH 50	-1996		S410210330001		
	1996-	P400210110001			
	1996-2004			S410000350016	
	96-99 / 2002-2004				S41PLAT016
50 cc. SJ 50 BALI		P400210110001	S410210330001		
	1993-1999			S410000350012	
	93-99 / 2002-2004				S41PLAT012
50 cc. SKY VETRO 50	2001			S410000350016	S41PLAT016
50 cc. SR 50 DIO			S410210330001		
50 cc. SRX 50 SHADOW		P400210110001	S410210330001		
	1998-1999			S410000350012	S41PLAT012
50 cc. SS 50		P400210110001			
50 cc. SXR 50	-				S41PLAT012
		P400210110001	S410210330001	S410000350012	
50 cc. SZX 50 X8R		P400210110001	S410210330001		
	1998-2004			S410000350016	S41PLAT016
50 cc. VISION 4T	2011-2012				S41PLAT087
100 cc. LEAD 100				S410000350017	
	2003				S41PLAT017
100 cc. SJ 100 BALI EX		P400210110005		S410000350017	
	1996-1999				S41PLAT017
110 cc. DIO VISION NSC110	2011-2012				S41PLAT088
125 cc. @ 125 NES LC	2000-2001	P400210110007			
	2000-2004			S410000350042	S41PLAT042
	2002-2006	P400210110003			
125 cc. DYLAN 125		P400210110007			
	2001-2004			S410000350042	S41PLAT042
	2002-2004	P400210110003			
125 cc. FES PANTHEON 125	2003-2005				S41PLAT042
125 cc. FES S-WING 125	2007-2010	P400210110007			S41PLAT042
125 cc. PANTHEON 125 LC	1998/2000-2002				S41PLAT018
	1998-2001			S410000350018	
	2002-2004			S410000350042	S41PLAT042
	2003-2005	P400210110003			
125 cc. PCX 125	2010-2011	P400210110021			
	2010-2012				S41PLAT075
125 cc. PS 125 IJECTION	2006-2009				S41PLAT042
	2006-2010	P400210110007			
125 cc. SH 125 4T LC	2001-2012			S410000350042	S41PLAT042
	2005-2012	P400210110007			
150 cc. @ 150 NES LC	2000-2004			S410000350042	S41PLAT042
	2002-2006	P400210110007			
150 cc. DYLAN 150	2001-2004			S410000350042	S41PLAT042
	2004	P400210110007			
150 cc. FES 150 S-WING	2007-2009	P400210110007			S41PLAT042
150 cc. PANTHEON 150 LC	1998/2000-2001				S41PLAT018





DOPPIA RAMPA: 36°-38°
DOUBLE GROOVE: 36°-38°

APPLICAZIONI / APPLICATIONS	ANNO / YEAR	 VARIATOR	 TORQUE DRIVERS	 STANDARD TRANSMISSION BELTS	 PLATINUM TRANSMISSION BELTS
150 cc. PANTHEON 150 LC	1998-2001	P400210110003		S410000350018	
	2002-2004			S410000350042	
	2002-2005				S41PLAT042
	2003-2005	P400210110007			
150 cc. PCX 150	2012-2013				S41PLAT089
150 cc. PES INJECTION 150	2006-2010	P400210110007			S41PLAT042
150 cc. SH 150 4T LC	2001-2012			S410000350042	S41PLAT042
	2002-2012	P400210110007			
250 cc. CN 250 HELIX 4T		P400480110003			
	1988-2004			S410000350019	
	1998-2004				S41PLAT019
250 cc. FES 250 FORESIGHT 4T LC		P400210110002			
	1998-2004			S410000350025	S41PLAT025
250 cc. FORZA NSS 250		P400210110008			
	2005-2007				S41PLAT078
	2008-2010				S41PLAT077
250 cc. JAZZ 250	2001-2004	P400210110008		S410000350025	S41PLAT025
250 cc. NES 250	2001			S410000350025	S41PLAT025
300 cc. SH 300 / ABS	2006-2012				S41PLAT068
	2007-2012	P400210110017			
HSC					
50 cc. SC01 50			S410210330001		
50 cc. SC01L 50			S410210330001		
HUATIAN					
50 cc. HT50QT-25 SPIDER2 4T	-				S41PLAT028
50 cc. HT50QT-26 4T	-				S41PLAT028
50 cc. HT50QT-29A 4T	-				S41PLAT028
50 cc. HT50QT-7 SPORT 4T WHEEL 12"	-				S41PLAT028
50 cc. HT50QT-9 BUBBLE 4T (1P39QMB)	-				S41PLAT028
HYOSUNG					
50 cc. CUB 50		P400510110001			
50 cc. SUPER CAB 50		P400510110001			
ITALJET					
50 cc. ADLY 50		P400210110001			
50 cc. ASCOT 50			S410485330002		
50 cc. ASTRA 50			S410485330002		
50 cc. BA 50 BAZOOKA 1	-				S41PLAT004
			S410485330001	S410000350004	
50 cc. CRUISE 50	-				S41PLAT011
	1993-1995	P400510110001		S410000350011	
50 cc. DRAGSTER 50 LC	1998-2000	P400485110001	S410485330002	S410000350001	S41PLAT001
50 cc. FORMULA 50	1994-2000	P400510110001			
50 cc. FORMULA 50 LC	1994-2000	P400510110001			
50 cc. JET SET 50	2001-2003	P400480110002	S410480330002		
50 cc. PISTA 2 YANKEE 50	1995-1996	P400485110001	S410485330001	S410000350001	S41PLAT001
50 cc. PISTA1 50	-1995		S410485330001		
	1995			S410000350004	S41PLAT004
50 cc. REPORTER 50				S410000350004	
	1992-1994		S410485330001		
50 cc. SCOOP 2/3 50		P400485110001	S410485330001	S410000350001	
50 cc. TORPEDO NEW (2T) 50	2001-2003	P400480110002	S410480330002		
50 cc. TORPEDO 50	1997-1999	P400510110001			
50 cc. TORPEDO 50 4T	2000-2003		S410480330002		
50 cc. VELOCIFERO 50	1993-1999	P400510110001		S410000350029	S41PLAT029
100 cc. MILLENIUM 100 2T	2000-2002		S410485330001		
125 cc. DRAGSTER 125 LC	1999-2000	P400480110004		S410000350021	S41PLAT021
125 cc. JET SET 125	2001-2003	P400480110005			
125 cc. JUPITER 125	2001-2003	P400485110003		S410000350021	S41PLAT021
125 cc. MILLENIUM 125	2000-2003	P400485110003		S410000350021	S41PLAT021
125 cc. TORPEDO 125 LEADER 4T				S410000350024	
	2000-2003	P400480110005			
125 cc. TORPEDO 125 4T	1998-2000	P400480110006		S410000350021	S41PLAT021
150 cc. JET SET 150	2001-2003	P400480110005			
150 cc. JUPITER 150	2001-2003	P400485110003		S410000350021	S41PLAT021
150 cc. MILLENIUM 150	2000-2003	P400485110003		S410000350021	S41PLAT021
150 cc. TORPEDO 150 LEADER 4T	2000-2003	P400480110005		S410000350024	




DOPPIA RAMPA: 36°-38°
 DOUBLE GROOVE: 36°-38°

APPLICAZIONI / APPLICATIONS	ANNO / YEAR	 VARIATOR	 TORQUE DRIVERS	 STANDARD TRASMISSION BELTS	 PLATINUM TRASMISSION BELTS
180 cc. DRAGSTER 180 LC	1999-2000	P400480110004		S410000350021	S41PLAT021
180 cc. JET SET 180		P400480110005			
JINLANG					
50 cc. JL 1P39QMB 4T ATV - CARTER LUNGO	-				S41PLAT028
JINLUN					
50 cc. JL50QT-4 4T WHEEL 12"	-				S41PLAT028
50 cc. JL50QT-5 4T SMART WHEEL 12"	-				S41PLAT028
KEEWAY					
50 cc. F-ACT	2007-2008				S41PLAT008
50 cc. FLASH	2007-2008				S41PLAT008
50 cc. FOCUS	2006				S41PLAT008
50 cc. HURRICANE	2006-2008				S41PLAT008
50 cc. MATRIX	2006-2008				S41PLAT008
50 cc. RY8/SP	2006-2008				S41PLAT008
125 cc. OUTLOOK 125	2007-2008	P400210110007		S410000350042	
150 cc. OUTLOOK 150	2007-2008	P400210110007		S410000350042	
KL					
50 cc. CLUB 50		P400485110001	S410485330002		
50 cc. RACER 50		P400485110001	S410485330002		
KTM					
50 cc. CHRONO 50			S410485330002		
50 cc. GO 50		P400485110001	S410485330002		
50 cc. K 50		P400485110001	S410485330002		
KYMCO					
50 cc. AGILITY CARRY 50 4T	2011			S410000350017	
50 cc. AGILITY R10 50 4T	2006-2008				S41PLAT058
50 cc. AGILITY R12 50 4T	2007-2008			S410000350017	S41PLAT017
50 cc. AGILITY R16 50 4T	2008-2012			S410000350017	S41PLAT017
50 cc. AGILITY 2T R16 / NAKED 50	2010-2012			S410000350017	S41PLAT015
50 cc. AGILITY 50	2005			S410000350017	S41PLAT017
50 cc. AGILITY 50 RS	2009			S410000350017	S41PLAT017
50 cc. B&W 50 / EURO2	2002	P400210110022			
	2002-2003		S410210330001	S410000350017	S41PLAT017
50 cc. CX 50	1993		S410210330001		
50 cc. CX 50 SUPER	1994-1997		S410210330001		
50 cc. DINK CLASSIC EURO2 50	2003		S410210330001	S410000350017	S41PLAT017
50 cc. DINK 50 AIR	1998-2002	P400210110022	S410210330001	S410000350017	
	2002				S41PLAT017
50 cc. DINK 50 LC	1998-2002			S410000350017	
50 cc. DINK 50 4T	2007			S410000350017	
50 cc. DJ 50 W	1994-2000		S410210330001		
50 cc. DJ 50 X	1991-1992		S410210330001		
50 cc. DJ 50 Y	1993		S410210330001		
50 cc. FEVER ZX EURO2 50	2003-2004			S410000350033	
	99-00 / 2003-2004				S41PLAT033
50 cc. FEVER ZX 50	1999-2000			S410000350033	
50 cc. FILLY 50	1998-2000				S41PLAT058
50 cc. HEROISM 50	-				S41PLAT058
	1995-1997		S410210330001		
50 cc. KB 50	1995-2000		S410210330001	S410000350033	S41PLAT033
50 cc. K12 50	1995-2000		S410210330001	S410000350033	S41PLAT033
50 cc. LIKE 50	2009		S410210330001	S410000350017	S41PLAT017
50 cc. PEOPLE S 50	2005-2008	P400210110022	S410210330001	S410000350017	S41PLAT017
50 cc. PEOPLE S 50 4T	2006-2008	P400210110023		S410000350017	S41PLAT017
50 cc. PEOPLE 50	1999-2000/-2004	P400210110022			
	1999-2000-2008			S410000350017	
	1999-2004		S410210330001		
	2004				S41PLAT017
50 cc. PEOPLE 50 EURO2	2003	P400210110022			
	2003-2011				S41PLAT017
	2005-2008		S410210330001		
	2008-2011			S410000350017	
50 cc. SENTO 50	2008				S41PLAT058
50 cc. SNIPER DD 50	1994-1996		S410210330001		S41PLAT058
50 cc. SNIPER 50	1993		S410210330001		
50 cc. SUPER 8 50	2007				S41PLAT017



DOBPIA RAMPA: 36°-38°
 DOUBLE GROOVE: 36°-38°

APPLICAZIONI / APPLICATIONS	ANNO / YEAR	 VARIATOR	 TORQUE DRIVERS	 STANDARD TRANSMISSION BELTS	 PLATINUM TRANSMISSION BELTS
50 cc. SUPER 8 50 2T	2009			S410000350017	S41PLAT017
50 cc. SUPER 8 50 4T	2007-2009			S410000350017	
	2009				S41PLAT017
50 cc. SUPER 9 SPORT EURO2 50	2003-2004		S410210330001	S410000350017	S41PLAT017
50 cc. SUPER 9 SPORT 50	2006-2007				S41PLAT017
50 cc. SUPER 9 50 LC	2000	P400210110022	S410210330001	S410000350017	S41PLAT017
50 cc. TOP BOY 50	1997-2000		S410210330001	S410000350017	S41PLAT017
50 cc. VITALITY 50 2T	2004	P400210110022	S410210330001	S410000350017	S41PLAT017
50 cc. VITALITY 50 4T	2004			S410000350017	S41PLAT017
50 cc. YUP 50 / EURO2	2002	P400210110022			
	2002-2003		S410210330001	S410000350017	S41PLAT017
125 cc. AGILITY EURO3 125	2006-2007	P400210110006			
	2006-2008			S410000350017	S41PLAT062
125 cc. AGILITY R16 125	2008-2012	P400210110006		S410000350028	S41PLAT062
125 cc. AGILITY 125	2006	P400210110006			S41PLAT062
	2006-2008			S410000350028	
125 cc. AGILITY 125 RS	2009	P400210110006		S410000350028	S41PLAT062
125 cc. B&W EURO2 125	2003-2004	P400210110004		S410000350015	S41PLAT015
125 cc. B&W 125 4T LC	2000	P400210110004		S410000350015	S41PLAT015
125 cc. DINK CLASSIC 125 / EURO2	2002-2003	P400210110004		S410000350015	S41PLAT015
125 cc. DINK LX 125 4T LC	1998-2000			S410000350015	S41PLAT015
125 cc. DINK 125 EURO 3	2006-2007			S410000350015	S41PLAT015
125 cc. DINK 125 4T LC	1997-1998	P400210110004		S410000350015	S41PLAT015
125 cc. DOWNTOWN 125	2009				S41PLAT090
125 cc. GRAND DINK 125 / EURO2	2001-2004			S410000350015	S41PLAT015
125 cc. HEROISM 125 4T	-				S41PLAT063
125 cc. K-XCT 1	2012				S41PLAT090
125 cc. LIKE 125	2009	P400210110006		S410000350028	S41PLAT062
125 cc. LIKE 125 LX	2012	P400210110006		S410000350028	S41PLAT062
125 cc. MOVIE EURO 3	2006-2007	P400210110006		S410000350028	S41PLAT062
125 cc. MOVIE XL EURO2 125	2003-2004	P400210110006		S410000350028	S41PLAT062
125 cc. MOVIE XL 125 4T	2001	P400210110006		S410000350028	S41PLAT062
125 cc. MOVIE 125	1999-2000	P400210110006			
125 cc. PEOPLE GTI 125	2010				S41PLAT017
125 cc. PEOPLE S 125	2005	P400210110006		S410000350028	S41PLAT062
125 cc. PEOPLE S 125 DD EURO3	2007-2008			S410000350028	S41PLAT062
125 cc. PEOPLE S 125 EURO3	2006-2007			S410000350028	
	2007-2008				S41PLAT062
125 cc. PEOPLE 125 EURO2	2003	P400210110006		S410000350028	S41PLAT062
125 cc. PEOPLE 125 EURO3 / ONE I	2007-2011				S41PLAT062
	2008-2011	P400210110006			
125 cc. PEOPLE 125 4T	-				S41PLAT062
	1999-2000	P400210110006			S41PLAT062
	1999-2008			S410000350028	
125 cc. SUPER DINK 125	-				S41PLAT090
125 cc. SUPER 8 125	2008-2009	P400210110006		S410000350028	S41PLAT062
125 cc. VIVIO 125	2000	P400210110006			
150 cc. AGILITY R16 150	2008-2009	P400210110006		S410000350028	
150 cc. B&W EURO2 150	2003-2004	P400210110004		S410000350015	S41PLAT015
150 cc. B&W 150 4T LC	2000	P400210110004		S410000350015	S41PLAT015
150 cc. DINK CLASSIC 150 / EURO2	2002-2003	P400210110004		S410000350015	S41PLAT015
150 cc. DINK LX 150 4T LC	1998-2000	P400210110004		S410000350015	S41PLAT015
150 cc. DINK 150 4T LC	1997-1998	P400210110004		S410000350015	S41PLAT015
150 cc. GRAND DINK 150 / EURO2	2001-2004			S410000350015	S41PLAT015
150 cc. HEROISM 150 4T	-				S41PLAT063
150 cc. MOVIE EURO 3	2006-2007	P400210110005			S41PLAT062
150 cc. MOVIE XL EURO2 150	2003	P400210110006			
	2003-2004			S410000350028	S41PLAT062
150 cc. MOVIE XL 150 4T	2001	P400210110006		S410000350028	S41PLAT062
	2003-2004	P400210110006			
150 cc. PEOPLE 150 EURO2	2003	P400210110006		S410000350028	S41PLAT062
150 cc. PEOPLE 150 4T	-				S41PLAT062
	1999-2000	P400210110006		S410000350028	S41PLAT062
150 cc. VIVIO 150	2000	P400210110006			
200 cc. AGILITY 200i R16 200	2010-2012	P400210110006			
200 cc. DINK STREET 200	2010	P400210110019			
200 cc. DOWNTOWN I 200	2010	P400210110019			





DOPIA RAMPA: 36°-38°
 DOUBLE GROOVE: 36°-38°

APPLICAZIONI / APPLICATIONS	ANNO / YEAR	 VARIATOR	 TORQUE DRIVERS	 STANDARD TRASMISSION BELTS	 PLATINUM TRASMISSION BELTS
200 cc. LIKE 200 LX	2012	P400210110006			
200 cc. PEOPLE S 200 / PEOPLE S 200I	2005-2007	P400210110006			
250 cc. B&W EURO2 250	2003	P400210110009			
250 cc. B&W 250	2000	P400210110009			
250 cc. GRAND DINK 250	-				S41PLAT060
	2001-2004	P400210110009			
250 cc. PEOPLE S/PEOPLE S i 250	2006	P400210110009		S410000350050	
	2006-2007				S41PLAT079
250 cc. PEOPLE 250 4T	2003-2004	P400210110009		S410000350050	S41PLAT079
250 cc. X CITING/ X CITING i 250	2005			S410000350050	S41PLAT079
	2005-2007	P400210110009			
250 cc. YUP 250	2003	P400210110009			
300 cc. DINK STREET 300	2010	P400210110019			
300 cc. DOWNTOWN 300 / ABS	2009-2010	P400210110019			
	2009-2011				S41PLAT081
300 cc. PEOPLE 300 GTI	2010	P400210110019			
	2010-2011				S41PLAT081
300 cc. PEOPLE 300 SI	2008	P400210110018			S41PLAT079
300 cc. X CITING 300I / R	2008-2009	P400210110018			S41PLAT076
500 cc. X-CITING / I / R 500	2005-2009				S41PLAT080
LEM					
50 cc. FLASH 50	-				S41PLAT008
			S410485330001	S410000350008	
50 cc. GHIBLI 50	-				S41PLAT008
			S410485330001	S410000350008	
50 cc. TORNADO SS1 50	-				S41PLAT008
			S410485330001	S410000350008	
LIFAN					
50 cc. LF50QT-8A 4T WHEEL12/13"	-				S41PLAT028
50 cc. QT-21 4T	-				S41PLAT028
M. LOTUS					
50 cc. MIRAGE 50		P400510110001			
MACAL					
50 cc. CY STING 50		P400485110001	S410485330002		
50 cc. THUNDER 50		P400485110001	S410485330002		
MALAGUTI					
50 cc. CENTRO SL KAT 50			S410485330001		
	1996-		S410485330002		
	1999-2000	P400485110001		S410000350001	S41PLAT001
50 cc. CENTRO SL 50			S410485330001		
	1994-1998	P400485110001		S410000350001	S41PLAT001
	1996-		S410485330002		
50 cc. CENTRO 50 BASE			S410485330001		
	1993-1994	P400485110001		S410000350001	S41PLAT001
	1996-		S410485330002		
50 cc. CIAK MASTER EU2	2006		S410485330002		
50 cc. CIAK MASTER 50	2004	P400485110001	S410485330002	S410000350001	
50 cc. CIAK MONO EURO 2 2.3 50	2003	P400485110001	S410485330002	S410000350001	
50 cc. CIAK MONO EURO 2 50	2003	P400485110001	S410485330002	S410000350001	
50 cc. CIAK TD 50	2000-2001	P400485110001	S410485330002	S410000350001	
50 cc. CIAK 50	1999-2000	P400485110001	S410485330002	S410000350001	
50 cc. CROSSER 50 CR1	1995-1998	P400510110001		S410000350007	
50 cc. F10 JET LINE 50 / KAT			S410485330001		
	1992-2000	P400485110001		S410000350008	
	1996-		S410485330002		
	1999-2000				S41PLAT008
50 cc. F10 RESTYLING / EURO2-2.3	2003-2004	P400485110001	S410485330002	S410000350008	S41PLAT008
50 cc. F10 RESTYLING EURO2 50	2002-2003	P400485110001			S41PLAT008
	2002-2003/2006		S410485330002		
	2006			S410000350001	
50 cc. F10 RESTYLING EU1 50	2001-2002	P400485110001	S410485330002	S410000350008	S41PLAT008
50 cc. F10 RESTYLING LC EU2	2006			S410000350008	
50 cc. F12 DIGIT 50 LC KAT		P400485110001	S410485330002		
50 cc. F12 PHANTOM EURO1 50	1999-2000	P400485110001	S410485330002	S410000350001	S41PLAT001
50 cc. F12 PHANTOM EURO1 50 LC	1999-2000	P400485110001	S410485330002	S410000350001	S41PLAT001
50 cc. F12 PHANTOM RESTYLING EU1 50	2001-2002	P400485110001	S410485330002	S410000350001	S41PLAT001





DOPPIA RAMPA: 36°-38°
DOUBLE GROOVE: 36°-38°

APPLICAZIONI / APPLICATIONS	ANNO / YEAR	 VARIATOR	 TORQUE DRIVERS	 STANDARD TRANSMISSION BELTS	 PLATINUM TRANSMISSION BELTS
50 cc. F12 PHANTOM RESTYLING EU1 50 LC	-				S41PLAT001
	2001-2002		S410485330002	S410000350001	
50 cc. F12 PHANTOM RESTYLING EU2 50	2002	P400485110001	S410485330002	S410000350001	
	2002-2004				S41PLAT001
50 cc. F12 PHANTOM RESTYLING EU2 50 LC	-				S41PLAT001
	2002		S410485330002	S410000350001	
	2006	P400485110001			
50 cc. F12 PHANTOM RESTYLING EU2-2.3 50	2003-2004	P400485110001	S410485330002	S410000350001	
50 cc. F12 PHANTOM RESTYLING EU2-2.3 50 LC	2003-2004		S410485330002	S410000350001	
50 cc. F12 PHANTOM 50			S410485330001		
	1994-1998	P400485110001		S410000350001	S41PLAT001
	1996-		S410485330002		
50 cc. F12 PHANTOM 50 KAT	1999-2000	P400485110001		S410000350001	
50 cc. F12 PHANTOM 50 LC			S410485330001		
	1994-1998	P400485110001		S410000350001	S41PLAT001
	2007-2010		S410485330002		
50 cc. F12 PHANTOM 50 LC KAT	1999-2000	P400485110001		S410000350001	
50 cc. F12 50 PHANTOM LC / KAT/ RESTYLING	2007	P400485110001			
50 cc. F12 50 PHANTOM LC TWIN DISK	1998	P400485110001	S410485330002	S410000350001	S41PLAT001
50 cc. F12R PHANTOM 50 AC	2007-2009				S41PLAT008
50 cc. F12R PHANTOM 50 LC	2007-2009			S410000350001	S41PLAT001
	2007-2010	P400485110001			
50 cc. F15 FIREFOX EURO2 50	2002-2003		S410485330002	S410000350001	S41PLAT001
50 cc. F15 FIREFOX RESTYLING EURO2-2.3 50	2003-2004	P400485110001	S410485330002	S410000350001	S41PLAT001
50 cc. F15 FIREFOX TWIN DISKS & SPECIAL 50 LC	1998-1999	P400485110001	S410485330002	S410000350001	S41PLAT001
50 cc. F15 FIREFOX TWIN DISKS DIGIT 50 LC KAT	1998-2000	P400485110001	S410485330002	S410000350001	S41PLAT001
50 cc. F15 FIREFOX 50 AC	1996-1998				S41PLAT001
	2005		S410485330002		
50 cc. F15 RESTYLING EURO2 50 LC	2004-2005		S410485330002		
50 cc. F15 TDS RESTYLING EURO1 50 LC	2001	P400485110001	S410485330002	S410000350001	S41PLAT001
50 cc. F15 50 FIRE FOX LC / KAT	1996-1998	P400485110001		S410000350001	
	1996-2006		S410485330002		
50 cc. YESTERDAY-YESTERDAY EURO 50	1997-2000	P400485110001	S410485330002	S410000350008	
100 cc. CIAK 100	1999-2000	P400325110001			
100 cc. F12 100 PHANTOM	1999-2000	P400325110001			
125 cc. BLOG IE 125	2009-2011			S410000350042	S41PLAT042
125 cc. CENTRO IE 125	2008-2011			S410000350042	S41PLAT042
125 cc. CIAK MASTER EURO 3	2006			S410000350028	S41PLAT028
125 cc. CIAK MASTER 125	2004			S410000350028	S41PLAT028
125 cc. CIAK RESTYLING EURO2 125	2003			S410000350028	S41PLAT028
125 cc. CIAK 125 4T	2000-2001			S410000350028	S41PLAT028
125 cc. F18 WARRIOR 125	2000-2002	P400210110004			
125 cc. MADISON R RESTYLING EURO2 125	2003-2004				S41PLAT021
125 cc. MADISON R RESTYLING 125	2002	P400485110003		S410000350021	
125 cc. MADISON 125 4T LC	1999-2001	P400485110003		S410000350021	
125 cc. MADISON 3 125	2006-2009	P400480110005			
125 cc. PHANTOM MAX 125	2003				S41PLAT021
150 cc. CIAK MASTER 150	2004			S410000350028	S41PLAT028
150 cc. CIAK RESTYLING EURO2 150	2003			S410000350028	S41PLAT028
150 cc. CIAK 150 4T	2000-2002			S410000350028	S41PLAT028
150 cc. F18 WARRIOR 150	2000-2002	P400210110004			
150 cc. MADISON T 150 4T LC	1999-2001	P400485110003		S410000350021	S41PLAT021
160 cc. BLOG IE 160	2009-2011			S410000350042	S41PLAT042
160 cc. CENTRO IE 160	2008-2011			S410000350042	S41PLAT042
180 cc. MADISON R 180 4T LC	2001-2002	P400480110007			
200 cc. MADISON MASTER EU2	2006			S410000350021	
200 cc. MADISON S RESTYLING/EU2 200	2002-2003	P400480110007			
200 cc. PHANTOM MAX 200	2003	P400480110007			
250 cc. MADISON S 250 4T	1999-2001	P400485110002		S410000350022	S41PLAT022
250 cc. MADISON 3 250	2006-2009	P400480110010			
400 cc. MADISON K 400 / RESTYLING	2002-2004	P400510110003			
MBK					
50 cc. ACTIVE 50				S410000350004	
	-1995		S410485330001		
	1996		S410485330002		
50 cc. BOOSTER CW L SPIRIT 50	2003	P400485110001	S410485330002	S410000350001	S41PLAT001
50 cc. BOOSTER CW L 50	2001-2003	P400485110001	S410485330002	S410000350001	S41PLAT001





DOPIA RAMPA: 36°-38°
 DOUBLE GROOVE: 36°-38°

APPLICAZIONI / APPLICATIONS	ANNO / YEAR	 VARIATOR	 TORQUE DRIVERS	 STANDARD TRANSMISSION BELTS	 PLATINUM TRANSMISSION BELTS
50 cc. BOOSTER CW NAKED 50	2003	P400485110001	S410485330002	S410000350001	S41PLAT001
50 cc. BOOSTER CW R ROAD 50	1994-1995	P400485110001	S410485330002	S410000350001	S41PLAT001
50 cc. BOOSTER CW RS NG EURO1 50	1999-2000	P400485110001	S410485330002	S410000350001	S41PLAT001
50 cc. BOOSTER CW RS NG 50	1995-2003	P400485110001	S410485330001	S410000350001	S41PLAT001
	1996-		S410485330002		
50 cc. BOOSTER CW RS NG 50 KAT	1999-2000			S410000350001	S41PLAT001
50 cc. BOOSTER CW RSP ROCKET 50	1996-		S410485330001		
	1997-1998	P400485110001	S410485330002		
50 cc. BOOSTER CW RSX TRACK 50	1996-		S410485330001		
	1996-1998	P400485110001	S410485330002	S410000350001	S41PLAT001
50 cc. BOOSTER CW SP SPIRIT EURO2 50	2002	P400485110001	S410485330002	S410000350001	S41PLAT001
50 cc. BOOSTER CW SPIRIT EURO2 50	2002-2003				S41PLAT001
50 cc. BOOSTER CW SPIRIT 50	2002				S41PLAT001
50 cc. BOOSTER CW SPIRIT 50	2002-2003	P400485110001	S410485330002	S410000350001	
	1996-		S410485330001		
	1996-2000	P400485110001	S410485330002	S410000350001	S41PLAT001
50 cc. BOOSTER CW SPIRIT 50 KAT	1999-2000	P400485110001		S410000350001	S41PLAT001
50 cc. BOOSTER CW 50	1990-1994	P400485110001	S410485330001	S410000350001	
	1990-1994/2001				S41PLAT001
	1996-		S410485330002		
	2001-2002	P400485110001			
	2001-2004			S410000350001	
50 cc. CR 50 Z TARGET	1991-1995	P400485110001	S410485330001	S410000350008	S41PLAT008
50 cc. CS MACH G 50	2002-2004	P400485110001	S410485330002	S410000350001	S41PLAT001
50 cc. CT 50 S / SS SORRISO	1991-1995		S410485330001	S410000350004	S41PLAT004
50 cc. EW STUNT 50	2000-2002	P400485110001	S410485330002	S410000350001	S41PLAT001
50 cc. HOT CHAMP 50		P400485110001		S410000350008	
	-1995		S410485330001		
	1996		S410485330002		
50 cc. YA EQUALIS 50		P400485110001	S410485330002		
50 cc. YA R FORTE 50			S410485330001		
	1994-1995	P400485110001		S410000350008	
	1994-1996				S41PLAT008
	1996-		S410485330002		
50 cc. YA TA NEW SORRISO 50			S410485330001		
	1995-1996	P400485110001		S410000350008	
	1996-		S410485330002		
50 cc. YE EVOLIS 50			S410485330001		
	1992-1995	P400485110001		S410000350008	S41PLAT008
	1996-		S410485330002		
50 cc. YH 50 FLIPPER	1998-2002	P400485110001	S410485330002	S410000350001	
50 cc. YH 50 FLIPPER CAT	1999-2000	P400485110001	S410485330002	S410000350001	
50 cc. YH 50 FLIPPER EURO2	2003-2004	P400485110001	S410485330002	S410000350001	
50 cc. YM 50 FIZZ			S410485330001		
	1994-1995	P400485110001		S410000350008	S41PLAT008
	1996-		S410485330002		
50 cc. YN R OVETTO EURO1 50	2002-2004	P400485110001	S410485330002	S410000350001	
50 cc. YN R OVETTO EURO2 50	2002-2003	P400485110001	S410485330002	S410000350001	
50 cc. YN R OVETTO 50	1997-2001	P400485110001	S410485330002	S410000350001	
50 cc. YQ L NITRO JAGUAR 50	2004	P400485110001	S410485330002	S410000350001	
50 cc. YQ NITRO EURO2 50	2003	P400485110001	S410485330002	S410000350001	
50 cc. YQ NITRO 50 LC / CAT	1997-2002		S410485330002	S410000350001	
	1997-2004	P400485110001			
	2004		S410485330002	S410000350001	
100 cc. BOOSTER YW 100	1999-2001	P400485110004	S410485330001	S410000350037	S41PLAT037
100 cc. YN OVETTO 100	2000-2002	P400485110004	S410485330001	S410000350037	S41PLAT037
100 cc. YQ NITRO 100	2000-2002	P400485110004	S410485330001	S410000350037	S41PLAT037
125 cc. XC FLAME 125 4T	2000	P400485110005		S410000350044	S41PLAT044
125 cc. XC T FLAME / K FLAME R 125 4T	1995-1999			S410000350044	S41PLAT044
125 cc. XN DOODO 125 4T LC	2000-2001	P400485110003		S410000350021	S41PLAT021
125 cc. XQ THUNDER 125 4T LC	2001-2002	P400485110003		S410000350021	S41PLAT021
125 cc. YP SKYLINER 125 4T	1998-2002	P400485110003			





DOPPIA RAMPA: 36°-38°
DOUBLE GROOVE: 36°-38°

APPLICAZIONI / APPLICATIONS	ANNO / YEAR	 VARIATOR	 TORQUE DRIVERS	 STANDARD TRANSMISSION BELTS	 PLATINUM TRANSMISSION BELTS
125 cc. YP SKYLINER 125 4T	1998-2003			S410000350021	
	1999-2002				S41PLAT021
150 cc. XN DOODO 150 4T LC	2001-2002	P400485110003		S410000350021	S41PLAT021
150 cc. XQ THUNDER 150 4T LC	2001-2002	P400485110003		S410000350021	S41PLAT021
150 cc. YP SKYLINER 150 4T	2000-2002	P400485110003		S410000350021	S41PLAT021
180 cc. XN DOODO 180		P400485110003			
180 cc. YP E SKYLINER 180	2003	P400485110003		S410000350021	
250 cc. YP SKYLINER 250 4T	2000-2003	P400485110002		S410000350022	S41PLAT022
MOTOM					
50 cc. GIPSY 4T	-				S41PLAT028
50 cc. SPASSO 4T	-				S41PLAT058
MOTRON					
50 cc. STING 50		P400485110001	S410485330002		
50 cc. SYNCRO 50		P400485110001	S410485330002		
50 cc. THUNDER 50		P400485110001	S410485330002		
PEUGEOT					
50 cc. BUXY 50	1994-1997	P400420110001	S410210330001	S410000350010	S41PLAT010
50 cc. ELYSEO 50	1999	P400420110001	S410210330001	S410000350010	S41PLAT010
50 cc. ELYSTAR 50 TSDI	2003-2005	P400420110001	S410210330001	S410000350010	S41PLAT010
50 cc. JET FORCE 50	2003			S410000350010	S41PLAT010
50 cc. LOOXOR 50	2001-2003	P400420110001	S410210330001		
50 cc. LOOXOR 50 TSDI	2002	P400420110001	S410210330001		
50 cc. LUDIX 10 ONE 50	2004			S410000350010	S41PLAT010
50 cc. LUDIX 10 SP BLASTER	2005-2006			S410000350010	S41PLAT010
50 cc. LUDIX 10 TREND-SNAKE	2004				S41PLAT010
50 cc. LUDIX 14 CLASSIC 50	2004			S410000350010	S41PLAT010
50 cc. LUDIX 14 ELEGANT 50	2004			S410000350010	S41PLAT010
50 cc. METAL-X 50	2002	P400420110001	S410210330001	S410000350010	S41PLAT010
50 cc. SC 50 METROPOLIS LM	1991	P400480110001			
50 cc. SPEEDAKE 50	1995-1997	P400420110001	S410210330001	S410000350010	S41PLAT010
50 cc. SPEEDFIGHT 2	2005-2006	P400420110001		S410000350010	S41PLAT010
50 cc. SPEEDFIGHT 2 LC 307WRC-SILVERSPORT	2005-2006	P400420110001		S410000350010	S41PLAT010
50 cc. SPEEDFIGHT 50	1997-1998	P400420110001	S410210330001		S41PLAT010
	1997-1999			S410000350010	
50 cc. SPEEDFIGHT 50 KAT	1999	P400420110001	S410210330001	S410000350010	S41PLAT010
50 cc. SPEEDFIGHT 50 LC	1997-1998	P400420110001	S410210330001	S410000350010	S41PLAT010
50 cc. SQUAB 50	1995-1997	P400420110001	S410210330001	S410000350010	S41PLAT010
50 cc. ST 50 RAPIDO/ L / L2 / 3	1985-1993			S410000350003	S41PLAT003
50 cc. SV 50 GEO	1991-1995	P400210110001	S410210330001	S410000350012	S41PLAT012
50 cc. TREKKER 2 WRC	2004-2006			S410000350010	
50 cc. TREKKER 50 / ROAD	1998-2000	P400420110001	S410210330001	S410000350010	S41PLAT010
50 cc. TRK2 WRC	2004-2006	P400420110001			S41PLAT010
50 cc. V-CLIC 4T (QM50QT-6)	2007-2009				S41PLAT058
50 cc. V-CLIC 50	-				S41PLAT058
50 cc. VIVACITY SERIE SPECIALI 50	2002	P400420110001	S410210330001	S410000350010	
50 cc. VIVACITY VSX-XR 50	2002-2004	P400420110001	S410210330001	S410000350010	S41PLAT010
50 cc. VIVACITY 50	1999	P400420110001	S410210330001	S410000350010	S41PLAT010
50 cc. VIVACITY 50 KAT	1999-2002	P400420110001	S410210330001	S410000350010	S41PLAT010
50 cc. X-FIGHT 50	2000	P400420110001	S410210330001	S410000350010	S41PLAT010
50 cc. X-FIGHT 50 LC	2000	P400420110001	S410210330001	S410000350010	
50 cc. X-RACE 50	2003	P400420110001	S410210330001	S410000350010	S41PLAT010
50 cc. ZENITH 50 LN / LS / N	1994-1998	P400420110001	S410210330001	S410000350012	S41PLAT012
100 cc. ELYSEO 100	1999	P400420110002		S410000350015	
	1999-2001				S41PLAT015
100 cc. SPEEDFIGHT 100	1997-2000	P400420110002		S410000350015	S41PLAT015
100 cc. SV 100 L	1998			S410000350015	S41PLAT015
100 cc. TREKKER 100	1998	P400420110002		S410000350015	S41PLAT015
100 cc. VIVACITY 100	1999	P400420110002		S410000350015	
	1999-2001				S41PLAT015
125 cc. ELYSEO 125 4T LC	1999-2001	P400420110003		S410000350040	S41PLAT040
125 cc. ELYSTAR 125	2002-2003	P400420110003		S410000350040	S41PLAT040
125 cc. JET FORCE COMPRESSOR 125	2003-2004	P400420110003		S410000350040	S41PLAT040
125 cc. SATELIS	2006-2010				S41PLAT071
125 cc. TWEET / RS 125	2010-2012				S41PLAT082
150 cc. ELYSEO 150 4T LC		P400420110003			
	2001			S410000350040	S41PLAT040





DOPPIA RAMPA: 36°-38°
 DOUBLE GROOVE: 36°-38°

APPLICAZIONI / APPLICATIONS	ANNO / YEAR	 VARIATOR	 TORQUE DRIVERS	 STANDARD TRANSMISSION BELTS	 PLATINUM TRANSMISSION BELTS
150 cc. ELYSTAR 150	2002-2003			S410000350040	S41PLAT040
150 cc. TWEET / RS 150	2010-2012				S41PLAT082
200 cc. LXR 200	2009-2010	P400210110004			
250 cc. GEO RS 250	2007-2009				S41PLAT067
250 cc. GEOPOLIS 250	2007-2009				S41PLAT067
400 cc. GEO RS 400	2007-2009				S41PLAT049
400 cc. GEOPOLIS 400	2007-2009				S41PLAT049
400 cc. SATELIS / RS 400	2007-2009				S41PLAT049
500 cc. GEOPOLIS 500	2007-2009				S41PLAT049
500 cc. SATELIS 500	2007-2009				S41PLAT049
PGO					
50 cc. BIG MAX 50 / SPORT		P400425110001	S410210330001		
50 cc. SUPER FIFTY 50			S410485330002		
PIAGGIO					
50 cc. DIESIS 50	2001	P400480110002	S410480330002	S410000350015	S41PLAT015
50 cc. FLY 4T MOTORE CHN	2006-2007				S41PLAT037
50 cc. FLY 50 2T	2005-2010	P400480110002	S410480330002	S410000350014	S41PLAT014
50 cc. FLY 50 4T	2005-2010		S410480330002		
	2005-2012	P400480110002		S410000350037	S41PLAT014
50 cc. FREE DELIVERY 50	2000-2001	P400480110002	S410480330002	S410000350015	S41PLAT015
50 cc. FREE 50	1992-1994	P400480110001	S410480330001	S410000350011	S41PLAT011
50 cc. FREE 50 FL	1995-2001	P400480110001	S410480330001	S410000350011	
	1995-2002				S41PLAT015
	1995-2002				S41PLAT011
	2002	P400480110002	S410480330002	S410000350015	
50 cc. LIBERTY MOC 50 2T	2009-2010-		S410480330002		
	2009-2011	P400480110002		S410000350014	S41PLAT014
50 cc. LIBERTY MOC 50 4T	2009-2010	P400480110002	S410480330002		
	2009-2013			S410000350014	S41PLAT014
50 cc. LIBERTY 2T	1997-2006		S410485330002		
	1997-2008	P400480110002			
	2006-2008			S410000350014	S41PLAT014
50 cc. LIBERTY 50	1997-2002		S410480330002	S410000350014	
	1997-2005	P400480110002			
	1997-2006				S41PLAT014
50 cc. LIBERTY 50 PTT EU2 2T	2004-2005	P400480110002	S410480330002	S410000350014	S41PLAT014
50 cc. LIBERTY 50 RST 2T	2004	P400480110002	S410480330002	S410000350014	S41PLAT014
50 cc. LIBERTY 50 RST 4T	2004		S410480330002		
	2004-2006	P400480110002		S410000350014	S41PLAT014
50 cc. LIBERTY 50 SPORT 2T	2006-2008	P400480110002	S410480330002	S410000350014	S41PLAT014
50 cc. LIBERTY 50 SPORT 4T / EU3	2005-2008			S410000350014	
	2006-2008				S41PLAT014
	2007-2008	P400480110002			
50 cc. LIBERTY 50 4T	-				S41PLAT011
	2000-2002		S410480330002		S41PLAT014
	2000-2008	P400480110002		S410000350014	
50 cc. NRG MC3 50 AIR	2001-2002		S410480330002		
	2001-2004	P400480110002		S410000350015	S41PLAT015
50 cc. NRG MC3 50 LC	2001-2004		S410480330002		
	2002-2004	P400480110002			
50 cc. NRG POWER DD 50	2005-2010	P400480110002	S410480330002	S410000350015	S41PLAT015
50 cc. NRG POWER DT 50	2006-2008	P400480110002		S410000350015	S41PLAT015
	2006-2009		S410480330002		
50 cc. NRG POWER PUREJET 50	2004-2005		S410480330002		
	2004-2011	P400480110002			
	2010-2011				S41PLAT015
50 cc. NRG PUREJET 50	2002-2004/2010			S410000350015	S41PLAT015
	2002-2010	P400480110002	S410480330002		
50 cc. NRG 50 / RST MC2 LC	1994-1998				S41PLAT011
	1996-1997	P400480110001	S410480330001	S410000350011	
	1996-1998				S41PLAT015
	1998	P400480110002	S410480330002	S410000350015	
50 cc. NRG 50 EXTREME	1999-2000	P400480110002	S410480330002	S410000350015	S41PLAT015
50 cc. NRG 50 EXTREME LC	1999-2000	P400480110002	S410480330002	S410000350015	
50 cc. NRG 50 LC	1994-1996	P400480110001	S410480330001	S410000350011	
50 cc. NRG 50 MC3 DD LC	2001-2002	P400480110002	S410480330002	S410000350015	





DOPPIA RAMPA: 36°-38°
DOUBLE GROOVE: 36°-38°

APPLICAZIONI / APPLICATIONS	ANNO / YEAR	 VARIATOR	 TORQUE DRIVERS	 STANDARD TRANSMISSION BELTS	 PLATINUM TRANSMISSION BELTS
50 cc. NTT 50 LC	1995-1996	P400480110001	S410480330001	S410000350011	S41PLAT011
50 cc. QUARTZ 50	1992-1996	P400480110001	S410480330001	S410000350006	
50 cc. SFERA 50 MAQUILLAGE 2	1994	P400480110001	S410480330001	S410000350006	
50 cc. SFERA 50 RST	1995-1997	P400480110001	S410480330001	S410000350006	
50 cc. TYPHOON 2T E2	2010-2012			S410000350014	S41PLAT014
50 cc. TYPHOON 5 KAT ARIA	2001-2004		S410480330002		
	2001-2006	P400480110002		S410000350015	
	2001-2008				S41PLAT015
50 cc. TYPHOON 50	2001-2009			S410000350015	S41PLAT015
	2001-2012	P400480110002			
	2005-2009		S410480330002		
	2010-2011				S41PLAT014
50 cc. VESPA ET4 50 ARIA	-				S41PLAT017
	2000-2005	P400480110002	S410480330002	S410000350034	S41PLAT070
50 cc. VESPA LX 50 FL 2T	2009-2010	P400480110002	S410480330002	S410000350034	S41PLAT070
50 cc. VESPA LX 50 2T	2005		S410480330002		
	2005-2008			S410000350034	S41PLAT070
	2005-2010	P400480110002			
50 cc. VESPA LX 50 2T TOURING	2010-2011	P400480110002		S410000350034	
	2010-2013				S41PLAT070
50 cc. VESPA LX 50 4T	2005		S410480330002		
	2005-2008	P400480110002		S410000350034	S41PLAT070
50 cc. VESPA LX 50 4T 4V / TOURING	2009-2010		S410480330002		
	2009-2011	P400480110002		S410000350034	
	2009-2013				S41PLAT070
50 cc. VESPA LXV NAVY 50 2T	2008	P400480110002		S410000350034	S41PLAT070
50 cc. VESPA LXV 2T	2006-2008	P400480110002		S410000350034	S41PLAT070
50 cc. VESPA S 2T	2007-2011	P400480110002		S410000350034	S41PLAT070
50 cc. VESPA S 50 4T 4V	2008-2009			S410000350034	S41PLAT070
	2008-2011	P400480110002			
50 cc. VESPA 50 ET2 - CARBURATORE	--		S410480330001	S410000350006	
	-04/1998	P400480110001	S410480330001	S410000350006	
	05/1998--		S410480330002		
	05/1998-2005	P400480110002			
	1997-2005				S41PLAT070
50 cc. VESPA 50 ET2 I.E.	1997-2000	P400480110002			S41PLAT070
	1997-2001		S410480330002		
50 cc. ZIP & ZIP 50 BIMODALE	1994-1997	P400480110001	S410480330001	S410000350006	
50 cc. ZIP BASE 50	1995-1996	P400480110001	S410480330001	S410000350006	
50 cc. ZIP EURO1 50	2000-2002	P400480110002	S410480330002		
50 cc. ZIP FAST RAIDER RST 50	1996-1997	P400480110001	S410480330001	S410000350006	
50 cc. ZIP FAST RAIDER 50	1993-1994	P400480110001	S410480330001	S410000350006	
50 cc. ZIP RST 50 AIR	1996-1999	P400480110001	S410480330001	S410000350006	
50 cc. ZIP 50 / BASE / RST / RESTYLING / FAST R.	2000-2004				S41PLAT070
50 cc. ZIP 50 DISCO			S410480330001	S410000350006	
50 cc. ZIP 50 H2O / SP	1996-2000	P400480110001	S410480330001	S410000350006	
	2001-2004	P400480110002	S410480330002		S41PLAT070
	2001-2009			S410000350034	
50 cc. ZIP 50 SP EU2	2006-2009		S410480330002		
	2006-2012	P400480110002			
	2006-2013			S410000350034	S41PLAT070
50 cc. ZIP 50 4T	2000-2004		S410480330002		
	2000-2006		S410480330002		
	2000-2008	P400480110002			S41PLAT070
	2000-2012			S410000350034	S41PLAT070
75 cc. SFERA 75		P400480110001			
100 cc. FLY 4T	2006-2007		S410480330002		
100 cc. FREE 100	2002-2003		S410480330002		
100 cc. ZIP 4T	2006		S410480330002		
	2006-2008			S410000350034	S41PLAT070
125 cc. BEVERLY TOURER 125 EU3	2008-2010	P400480110005			S41PLAT069
125 cc. BEVERLY 125	2001-2003	P400480110005			S41PLAT069
	2007	P400480110005			
125 cc. BEVERLY 125 EU3	2007-2008	P400480110005			S41PLAT069
125 cc. BEVERLY 125 MIC EU3	2007				S41PLAT069
125 cc. BEVERLY 125 RST	2004-2007	P400480110005			S41PLAT069
125 cc. BEVERLY 125 RST 4T 4V IE EURO3	2010-2012				S41PLAT069


DOPIA RAMPA: 36°-38°
 DOUBLE GROOVE: 36°-38°

APPLICAZIONI / APPLICATIONS	ANNO / YEAR	 VARIATOR	 TORQUE DRIVERS	 STANDARD TRANSMISSION BELTS	 PLATINUM TRANSMISSION BELTS
125 cc. BEVERLY 125 RST 4T 4V IE EURO3	2012	P400480110005			
125 cc. BEVERLY 125 SPORT EU3	2007-2008	P400480110005			S41PLAT069
125 cc. CARNABY 125	2007-2010	P400480110005			S41PLAT069
125 cc. FLY EU3 125	2007-2008				S41PLAT064
	2008	P400480110005			
125 cc. FLY 125	2005	P400480110005			
	2005-2007				S41PLAT064
	2005-2008			S410000350024	
125 cc. HEXAGON GTX	2000			S410000350024	
125 cc. HEXAGON LX4 125 4T	1998-1999	P400480110006		S410000350026	
125 cc. HEXAGON 125 LX 2T LC	1998-1999	P400480110004		S410000350021	S41PLAT021
125 cc. HEXAGON 125 2T LC	1994-1997	P400480110004		S410000350021	S41PLAT021
	2000				S41PLAT064
125 cc. LIBERTY MOC 125 4T	2009-2012	P400480110005		S410000350024	S41PLAT064
125 cc. LIBERTY SPORT EU3 125 4T	2006-2008				S41PLAT064
	2006-2009	P400480110005			
125 cc. LIBERTY 125 DELIVERY 4T EURO3	2008	P400480110005		S410000350024	S41PLAT064
125 cc. LIBERTY 125 RST / PTT	2004-2006	P400480110005		S410000350024	S41PLAT064
125 cc. LIBERTY 125 SPORT	2006	P400480110005		S410000350024	S41PLAT064
125 cc. LIBERTY 125 4T	1998-2000	P400480110006		S410000350026	
	2000-2001/2006	P400480110005			
	2000-2002/-2006-2008			S410000350024	
	2006-2007				S41PLAT064
125 cc. LIBERTY 125 4T EU3	2007-2008	P400480110005			S41PLAT064
125 cc. LIBERTY 125 4T (LEADER E.G.)	2000-2002				S41PLAT064
125 cc. LIBERTY 4T 2V IE PTT 125	2012	P400480110005		S410000350024	S41PLAT069
125 cc. MP3 YOURBAN ERL 125	2011			S410000350024	S41PLAT064
125 cc. MP3 125	2007-2008			S410000350024	
	2007-2010	P400480110005			S41PLAT064
125 cc. MP3 125 IE / IBRIDO	2007-2009	P400480110005			
	2008-2010			S410000350024	
125 cc. SFERA 125 4T LC	1995-1997	P400480110006		S410000350017	S41PLAT017
125 cc. SKIPPER 125 2T / LX	1994-1999	P400480110004		S410000350021	
125 cc. SKIPPER 125 4T	1994-1997				S41PLAT021
	2000-2002	P400480110005		S410000350024	S41PLAT064
125 cc. SUPER HEXAGON GTX 125 4T	2000-2001			S410000350024	
	2000-2002	P400480110005			S41PLAT046
	2001-2002				S41PLAT064
125 cc. TYPHOON 2V E3 125	2010-2011	P400480110005		S410000350024	S41PLAT064
125 cc. VESPA GRANTURISMO/EU3 125	2003-2006	P400480110005			
	2003-2007			S410000350024	
	2003-2008				S41PLAT064
125 cc. VESPA GTS EURO 3	2007-2009	P400480110005		S410000350024	S41PLAT064
125 cc. VESPA GTS IE SUPER 125 4T	2009-2012	P400480110005		S410000350024	S41PLAT064
125 cc. VESPA GTV 125	2007-2008	P400480110005		S410000350024	S41PLAT064
125 cc. VESPA GTV 4T NAVY EU3 125	2008			S410000350024	S41PLAT064
125 cc. VESPA LX EURO 3 / IE 125	2005-2010	P400480110005			S41PLAT064
	2005-2011			S410000350024	
125 cc. VESPA LX 125	2005-2006	P400480110005		S410000350024	S41PLAT064
125 cc. VESPA LX 125 TOURING	2009-2011			S410000350024	
	2010-2011	P400480110005			S41PLAT064
125 cc. VESPA LX 125 4T FL	2009	P400480110005			S41PLAT064
125 cc. VESPA LX 4T 3V IE 125	2012-2013				S41PLAT064
125 cc. VESPA LXV IE 4T	2010-2012	P400480110005		S410000350024	S41PLAT064
125 cc. VESPA LXV 4T EURO 3 125	2006-2009	P400480110005			S41PLAT064
	2006-2010			S410000350024	
125 cc. VESPA LXV 4T NAVY EURO3	2008	P400480110005		S410000350024	S41PLAT064
	2010	P400480110005			
125 cc. VESPA S IE & COLLEGE 125	2009-2011			S410000350024	S41PLAT064
125 cc. VESPA S 4T EU3 125	2007-2010	P400480110005			S41PLAT064
	2009-2010			S410000350024	
125 cc. VESPA 125 ET4	1996-1999	P400480110006		S410000350017	
	1996-2002				S41PLAT064
	1998/2000-2001				S41PLAT017
	1999-2002	P400480110005		S410000350024	
125 cc. X EVO 125	2007			S410000350024	
	2007-2012				S41PLAT064




DOPPIA RAMPA: 36°-38°
DOUBLE GROOVE: 36°-38°

APPLICAZIONI / APPLICATIONS	ANNO / YEAR	 VARIATOR	 TORQUE DRIVERS	 STANDARD TRANSMISSION BELTS	 PLATINUM TRANSMISSION BELTS
125 cc. X EVO 125	2012	P400480110005			
125 cc. X10 4T 4V IE EURO3 125	2012	P400480110005			S41PLAT069
125 cc. X7 EU3 125	2008	P400480110005		S410000350024	S41PLAT064
125 cc. X7 EVO IE EURO3 125	2009-2010	P400480110005			
	2009-2012			S410000350024	S41PLAT064
125 cc. X8 PREMIUM EU2/EU3 125	2006	P400480110005			
	2006-2007			S410000350024	S41PLAT064
125 cc. X8 STREET EURO 2	2006	P400480110005			S41PLAT064
	2006-2007			S410000350024	
125 cc. X8 125	2004				S41PLAT046
	2004-2006	P400480110005		S410000350024	S41PLAT064
125 cc. X9 EVOLUTION 125 EU3	2003-2006	P400480110005			
	2003-2007			S410000350024	S41PLAT064
125 cc. X9 125 4T	2001-2002	P400480110005		S410000350024	S41PLAT064
125 cc. ZIP 125	2000-2002	P400480110005		S410000350024	S41PLAT064
150 cc. FLY / EURO3	2005-2010			S410000350024	S41PLAT064
	2008-2010	P400480110005			
150 cc. HEXAGON 150 2T	1994-1997	P400480110004		S410000350021	S41PLAT021
150 cc. LIBERTY MOC 150 4T	2009-2010	P400480110005			
	2009-2013			S410000350024	S41PLAT064
150 cc. LIBERTY 150 4T EURO3 / SPORT 150 4T	2008	P400480110005		S410000350024	S41PLAT064
150 cc. LIBERTY 150 4T (LEADER E.G.)	2000-2002	P400480110005			S41PLAT064
	2000-2008			S410000350024	
150 cc. MP3 150	2007				S41PLAT064
150 cc. SKIPPER 150 2T / LX	1994-1999	P400480110004		S410000350021	
150 cc. SKIPPER 150 4T	1994-1997				S41PLAT021
	2000-2002	P400480110005		S410000350024	S41PLAT064
150 cc. VESPA ET4 150 4T	1999-2002	P400480110005		S410000350024	S41PLAT064
150 cc. VESPA GT/LX EURO 3	2006-2007				S41PLAT064
150 cc. VESPA LX EU3 / IE 150	2006-2011	P400480110005		S410000350024	S41PLAT064
150 cc. VESPA LX 150	2005-2006			S410000350024	S41PLAT064
150 cc. VESPA LX 4T FL / TOURING 150	2009-2010	P400480110005		S410000350024	
	2009-2011				S41PLAT064
150 cc. VESPA S IE & COLLEGE 150	2009-2011			S410000350024	S41PLAT064
150 cc. VESPA S 150 4T / IE	2008-2009			S410000350024	
	2008-2010				S41PLAT064
	2008-2011	P400480110005			
150 cc. VESPA 4T SPORT EURO3	2008				S41PLAT064
150 cc. X8 STREET EURO 2	2006-2008	P400480110005		S410000350024	S41PLAT064
180 cc. HEXAGON GTX	2000	P400480110007		S410000350024	
180 cc. HEXAGON 180 LXT	1998-1999	P400480110004		S410000350021	S41PLAT021
180 cc. SUPER HEXAGON GTX 180 4T	2000-2001			S410000350046	
	2000-2002	P400480110007			S41PLAT046
	2001-2002				S41PLAT064
180 cc. X9 AMALFI 180 4T LC	2000-2003	P400480110007		S410000350046	
200 cc. BEVERLY 200 4T	2001-2003	P400480110010		S410000350048	
200 cc. CARNABY	2007-2008	P400480110010		S410000350048	
200 cc. LIBERTY 200 RST / EURO3	2004-2008	P400480110010		S410000350024	S41PLAT046
200 cc. LIBERTY 200 SPORT	2006	P400480110010			S41PLAT046
	2006-2007			S410000350024	
200 cc. VESPA GRANTURISMO/EU3 200	2003-2005	P400480110007			
	2003-2007			S410000350024	S41PLAT046
200 cc. X8 200	2004	P400480110007			S41PLAT064
	2004-2006				S41PLAT046
	2004-2008			S410000350024	
200 cc. X9 EVOLUTION 200	2003	P400480110007		S410000350046	
200 cc. X9 200	2002-2003	P400480110010		S410000350046	
250 cc. BEVERLY CRUISER 250	2007-2009	P400480110010			S41PLAT067
250 cc. BEVERLY RST 250	2004-2005	P400480110007			S41PLAT067
250 cc. BEVERLY SPORT 250	2006-2008	P400480110010			S41PLAT067
250 cc. BEVERLY TOURER 250 EU3	2008-2009	P400480110010			S41PLAT067
250 cc. BEVERLY 250	2006-2007				S41PLAT067
250 cc. BEVERLY 250 IE EU3	2006-2008	P400480110010			S41PLAT067
250 cc. BEVERLY 250 MIC EU3	2007				S41PLAT067
250 cc. CARNABY 250	2008	P400480110010			S41PLAT067
250 cc. HEXAGON GT 250	1998-2000	P400480110003		S410000350019	S41PLAT019
250 cc. MP3 250	2006-2009	P400480110010			

DOPPIA RAMPA: 36°-38°
 DOUBLE GROOVE: 36°-38°

APPLICAZIONI / APPLICATIONS	ANNO / YEAR	 VARIATOR	 TORQUE DRIVERS	 STANDARD TRASMISSION BELTS	 PLATINUM TRASMISSION BELTS
250 cc. MP3 250 MIC	2008-2009	P400480110010			
250 cc. SUPER HEXAGON GTX 250	1998-2000	P400480110003		S410000350019	
250 cc. VESPA GTS 250 / GTS ABS	2005-2010	P400480110010			
250 cc. VESPA GTV 250	2006-2009	P400480110010			
250 cc. X7/EU3 250	2008	P400480110010			
250 cc. X9 250	2000-2001	P400210110002		S410000350025	S41PLAT025
300 cc. BEVERLY TOURER IE / RST 4T 4V IE EU3 300	2009-2010	P400480110011			S41PLAT067
300 cc. BEVERLY 300 RST 4T 4V IE EURO3	2010-2012	P400480110010			S41PLAT067
300 cc. CARNABY CRUISER 300	2009-2010	P400480110010			S41PLAT067
300 cc. MP3 IE LT / MIC	2010-2011	P400480110010			
300 cc. MP3 YOURBAN ERL 300	2011	P400480110010			
300 cc. VESPA GTS IE	2012	P400480110010			
300 cc. VESPA GTS SUPER / SUPER SPORT 300	2008-2011	P400480110010			
300 cc. VESPA GTV 4T 4V IE	2010-2012	P400480110010			
300 cc. X7 EVO 300 IE EURO3	2009-2010	P400480110010			
400 cc. BEVERLY TOURER 400 EURO3	2008-2010	P400480110011		S410000350049	S41PLAT049
400 cc. BEVERLY 400 EURO3	2006-2007	P400480110011		S410000350049	S41PLAT049
400 cc. MP3 LT TOURING 400	2011	P400480110011			
400 cc. MP3 MIC 400	2008-2009	P400480110011			
	2008-2011				S41PLAT049
400 cc. MP3 400	2007-2008	P400480110011			S41PLAT049
	2007-2011			S410000350049	
400 cc. MP3 400 LT	2009	P400480110011		S410000350049	S41PLAT049
400 cc. X EVO 400	2007-2009	P400480110011			
	2007-2011			S410000350049	S41PLAT049
400 cc. X8 400 EU3	2006-2008	P400480110011		S410000350049	S41PLAT049
500 cc. BEVERLY CRUISER 500	2007-2012	P400480110011			
500 cc. BEVERLY 500	2002-2004	P400480110008		S410000350049	
	2002-2006				S41PLAT049
	2005-2006	P400480110011			
500 cc. BEVERLY 500 EURO3	2006-2008	P400480110011		S410000350049	S41PLAT049
500 cc. MP3 RT - LT SPORT - BUSINESS 500	2011-2012	P400480110011			
500 cc. X9 EVOLUTION 500 / ABS	2003-2005	P400480110008			
	2003-2007			S410000350049	S41PLAT049
	2006-2007	P400480110011			
500 cc. X9 500	2001-2002	P400480110008		S410000350047	
PULSE					
50 cc. BT49QT-12 TANCO 4T WHEEL 12"	-				S41PLAT028
50 cc. HT50QT-28 LIGHTSPEED 2S 4T WHEEL 12"	-				S41PLAT028
QINGQI					
50 cc. QM50QT-10A 4T	2008				S41PLAT028
50 cc. QM50QT-6A 4T (LAEAGZ400)	2006-2008				S41PLAT028
REX					
50 cc. OFF LIMIT 4T	2007-2008				S41PLAT058
50 cc. QM50QT-10A (A) RS 900 4T	2007-2008				S41PLAT028
50 cc. QM50QT-10A RS 700 4T	2008				S41PLAT028
50 cc. QM50QT-2 CAPRIOL 4T	2007-2008				S41PLAT028
50 cc. QM50QT-6A (A) RS 500 4T	2006-2008				S41PLAT058
50 cc. QM50QT-6A RS 450 4T	2006-2008				S41PLAT028
50 cc. RS 450 2T	-				S41PLAT008
50 cc. TRIBAL SCOOTER 4T	2007-2008				S41PLAT058
RIEJU					
50 cc. PASEO 4T	2007-2008				S41PLAT058
50 cc. TOREO 4T	2007-2008				S41PLAT028
50 cc. YH50QT	-				S41PLAT058
RIZZATO					
50 cc. VAMOS 50		P400510110001			
SACHS					
50 cc. BEE 4T	2007-2008				S41PLAT058
50 cc. GIPSY 50		P400420110001	S410210330001		
50 cc. HERCULES LIMBO 50		P400420110001	S410210330001		
50 cc. SPEEDFIGHT 50		P400420110001	S410210330001		
50 cc. SQUAB 50		P400420110001	S410210330001		
50 cc. SR 50		P400420110001	S410210330001		
50 cc. 49ER	-				S41PLAT058
50 cc. 49ER 4T WHEEL 10"	2005-2006				S41PLAT058

DOPPIA RAMPA: 36°-38°
DOUBLE GROOVE: 36°-38°

APPLICAZIONI / APPLICATIONS	ANNO / YEAR	 VARIATOR	 TORQUE DRIVERS	 STANDARD TRANSMISSION BELTS	 PLATINUM TRANSMISSION BELTS
50 cc. 49ER 4T WHEEL 12"	2007-2008				S41PLAT028
SIAM					
50 cc. FALKOM 50		P400510110001			
50 cc. S CROSS 50		P400510110001			
SINSKI					
50 cc. XSJ QT-B 4T	-				S41PLAT058
50 cc. XSJ QT-6 4T	-				S41PLAT058
SUKIDA					
50 cc. SK50QT-11A/QT-19 4T	-				S41PLAT058
SUNDOWN					
50 cc. AKROS 50		P400510110001			
50 cc. ERGON 50		P400510110001			
50 cc. PALIO 50		P400510110001			
50 cc. SUPER FIFTY 50		P400485110001			
SUZUKI					
50 cc. AH 50 ADDRESS	1992-1995	P400510110001		S410000350029	S41PLAT029
50 cc. AJ 50 ZZ SEPIA S	1995-1997	P400510110001		S410000350029	S41PLAT029
50 cc. AP 50	1994-1997	P400510110001		S410000350029	S41PLAT029
50 cc. AY KATANA 50 LC (GB-D-A)	1999-2000			S410000350035	
50 cc. AY WR 50	2001-2002			S410000350038	
50 cc. AY 50 AIR	-				S41PLAT038
	2001-2002			S410000350038	
	2003-2004			S410000350035	
50 cc. AY 50 (GB-D-A)	2001-2002			S410000350035	
50 cc. AY 50 KATANA	-1998	P400510110001			
	1997-1998			S410000350035	
	1997-2000				S41PLAT038
	1999-	P400510110005			
	1999-2000			S410000350038	
50 cc. AY 50 KATANA LC / R	1997-1998			S410000350035	
	1998	P400510110001			
	1999-	P400510110005			
	1999-2000			S410000350038	
50 cc. AY 50 W LC	2003			S410000350038	
50 cc. SEPIA 50		P400510110001			
50 cc. TR 50 S STREET MAGIC	1998			S410000350038	S41PLAT038
50 cc. UF ESTILETE 50	2000	P400510110005		S410000350038	S41PLAT038
50 cc. UX ZILLION 50 LC	1999	P400510110005		S410000350038	S41PLAT038
125 cc. AN BURGMAN 125	2007-2011				S41PLAT072
125 cc. EPICURO 125 4T LC	1999-2001	P400510110004		S410000350019	S41PLAT065
125 cc. UH BURGMAN 125	2002-2006			S410000350019	S41PLAT065
	2002-2010	P400510110004			
125 cc. UX 125 SIXTEEN	2008-2010	P400510110004			
150 cc. EPICURO 150 4T LC	1999-2001	P400510110004		S410000350019	S41PLAT019
150 cc. UH BURGMAN 150	2002-2006	P400510110004		S410000350019	S41PLAT065
150 cc. UX 150 SIXTEEN	2008-2010	P400510110004			
200 cc. UH BURGMAN 200	2007-2010	P400510110002			
250 cc. AN BURGMAN 250 4T LC	1998-2002			S410000350036	S41PLAT036
	1998-2006	P400510110002			
	2003-2006			S410000350039	
400 cc. AN BURGMAN 400 4T LC	1999-2005	P400510110003			
	1999-2006				S41PLAT027
SYM					
50 cc. CINDARELLA	1999-2002				S41PLAT058
50 cc. FIDDLE 50 / FIDDLE II 50	-				S41PLAT058
50 cc. JET EURO X EU2 50	2003-2007				S41PLAT066
50 cc. JET SPORT X 50	2006-2007				S41PLAT066
50 cc. JET 50	1999-2001				S41PLAT066
50 cc. JET4 R 2T 50	2013				S41PLAT066
50 cc. JUNGLE 50	2000				S41PLAT066
50 cc. MASK EU2 50	2003-2004				S41PLAT066
50 cc. MASK 50	2000-2001				S41PLAT066
50 cc. RED DEVIL	1999				S41PLAT066
125 cc. ATTILA 4T	1999-2000				S41PLAT053
	2000-2001				S41PLAT053
125 cc. FIDDLE /II 125	2008-2009				S41PLAT015

DOPIA RAMPA: 36°-38°
 DOUBLE GROOVE: 36°-38°



VARIATOR



TORQUE DRIVERS



STANDARD TRANSMISSION BELTS







PLATINUM TRANSMISSION BELTS

APPLICAZIONI / APPLICATIONS	ANNO / YEAR				
125 cc. GTS JOYMAX 125	2006-2007				
125 cc. HD EVO EURO3	2007-2010				S41PLAT086
125 cc. HD EVO 125 / DT / TAMBURO	2005-2010				S41PLAT083
125 cc. HD 125 / HD2 / EU2 / EU3	2003-2004-2007-2011				S41PLAT083
125 cc. JOYRIDE 125 / EU2	2001-2004				S41PLAT054
	2005-2007				S41PLAT086
125 cc. JOYRIDE 125 EVO	2009-2010				S41PLAT086
125 cc. SYMPHONY 125 /D.D./S/SR	2009				S41PLAT082
	2010				S41PLAT082
125 cc. SYMPLY 125	2007-2008				S41PLAT015
150 cc. ATTILA 150	2000				S41PLAT053
150 cc. JOYRIDE 150	2001-2002				S41PLAT054
150 cc. SYMPHONY S 150	2010				S41PLAT082
150 cc. SYMPHONY SR 150	2010				S41PLAT082
150 cc. SYMPHONY 150	2009				S41PLAT082
200 cc. HD 200 EVO/EU2/EU3 I/TAMBURO I	2003-2004				S41PLAT054
	2003-2011				S41PLAT085
	2011	P400210110004			
200 cc. JOYRIDE 200 / EU2 / EU3 I	2003-2006				S41PLAT054
200 cc. JOYRIDE 200 EVO	2009-2010	P400210110004			
250 cc. GTS 250	2007-2008	P400550110002			
250 cc. JOYMAX 250	2005-2008	P400550110002			
300 cc. CITYCOM 300	2008-2010	P400550110002			
300 cc. GTS 300 / EVO i	2009-2010	P400550110002			
300 cc. JOYMAX 300 EVO	2009-2010	P400550110002			
TAISHAN					
50 cc. LF QT-2A SPORT 4T	-				S41PLAT058
TGB					
50 cc. AKROS 50		P400510110001			
50 cc. ERGON 50		P400510110001			
50 cc. PALIO 50		P400510110001			
125 cc. F409 SIENNA 125	2003-2009			S410000350042	
YAMAHA					
50 cc. BWS BUMP 50			S410485330001		
	1996-		S410485330002		
	1997-1998	P400485110001		S410000350001	S41PLAT001
50 cc. BWS NAKED 50	2003-2004/-2009-2012			S410000350001	
	2003-2010		S410485330002		
	2003-2012	P400485110001			S41PLAT001
50 cc. BWS NEXT GENERATION 50			S410485330001		
	1996-		S410485330002		
	1997-2005	P400485110001		S410000350001	
	1997-2006				S41PLAT001
50 cc. BWS NEXT GENERATION 50 KAT	1999-2000	P400485110001	S410485330002	S410000350001	
50 cc. BWS ORIGINAL EURO2 50	2003	P400485110001	S410485330002	S410000350001	
50 cc. BWS ORIGINAL 50 / SPY	-1997		S410485330001		
	1997-2002	P400485110001		S410000350001	
	1997-2003				S41PLAT001
	1998-		S410485330002		
50 cc. BWS R 50	2001	P400485110001	S410485330002	S410000350001	S41PLAT001
50 cc. BWS 50	2004-2010		S410485330002		
	2004-2012	P400485110001			
	2004-2013			S410000350001	
	2006-2013				S41PLAT001
50 cc. CR Z TARGET 50	1991-1995	P400485110001	S410485330001	S410000350008	S41PLAT008
	1997-2006				S41PLAT015
50 cc. CS JOG R 50	2002		S410485330002		
	2002 / 2006-2007	P400485110001			
	2002/2006-2011			S410000350001	S41PLAT001
50 cc. CS 50 JOG R EURO2	2002-2005	P400485110001	S410485330002	S410000350001	S41PLAT001
50 cc. CT S	1990-1995				S41PLAT004
50 cc. CT 50 SUPER SPORT	1990-1995		S410485330001	S410000350004	
	1992-1995				S41PLAT004
50 cc. CW BWS ORIGINAL EURO2 50		P400485110001			
	2002		S410485330002	S410000350001	S41PLAT001
50 cc. CW L BWS 50	-				S41PLAT001

DOPPIA RAMPA: 36°-38°
DOUBLE GROOVE: 36°-38°

APPLICAZIONI / APPLICATIONS	ANNO / YEAR	 VARIATOR	 TORQUE DRIVERS	 STANDARD TRANSMISSION BELTS	 PLATINUM TRANSMISSION BELTS
50 cc. CW L BWS 50	2003	P400485110001	S410485330002		
	2003-2004			S410000350001	
50 cc. CW SP BWS ORIGINAL EURO2 50	-				S41PLAT001
	2002	P400485110001	S410485330002 S410485330001	S410000350001	
50 cc. CW 50 RS SPY					
	1995-1998	P400485110001		S410000350001	S41PLAT001
	1996-		S410485330002		
50 cc. C3 50	2009-2011	P400485110001			
50 cc. EW SLIDER 50	2000-2002	P400485110001	S410485330002	S410000350001	S41PLAT001
50 cc. JOG ER 50		P400485110001		S410000350008	
	-1995		S410485330001		
	1996		S410485330002		
50 cc. JOG 50		P400485110001		S410000350008	
	-1995		S410485330001		
	1995-1996				S41PLAT008
	1996		S410485330002		
50 cc. NS AEROX / NAKED 50	2013			S410000350001	S41PLAT001
50 cc. VINO 50			S410485330002		
	2001-2011	P400485110001			
50 cc. XC BELUGA 50			S410485330001		
50 cc. YA R AXIS 50	1995-1996	P400485110001	S410485330001	S410000350008	
50 cc. YA R FORTE	1994-1996				S41PLAT008
50 cc. YA ZA JOG Z 50			S410485330001		
	1995-1996	P400485110001		S410000350008	
	1996-		S410485330002		
50 cc. YE EVOLIS	1992-1995				S41PLAT008
50 cc. YE ZEST 50		P400485110001		S410000350008	
	1995-		S410485330001		
	1996		S410485330002		
50 cc. YH WHY 50	1998/01-02/2006		S410485330002		
	1998-2002			S410000350001	
	1998-2002/2006				S41PLAT001
	2001	P400485110001			
	2001-2002/2006	P400485110001			
50 cc. YH 50 WHY EURO1	1999-2000	P400485110001	S410485330002	S410000350001	S41PLAT001
50 cc. YH 50 WHY EURO2	2003-2005	P400485110001	S410485330002	S410000350001	S41PLAT001
50 cc. YM 50 BREEZE			S410485330001		
	1994-1995	P400485110001		S410000350008	S41PLAT008
	1996-		S410485330002		
50 cc. YN NEO'S EASY	2013				S41PLAT001
50 cc. YN NEO'S 4 50	2009-2010	P400485110001			
50 cc. YN R NEO'S 50 / OVETTO	1997-2002	P400485110001	S410485330002	S410000350001	S41PLAT001
50 cc. YN 50 NEO'S EURO2	2002-2003	P400485110001	S410485330002	S410000350001	S41PLAT001
50 cc. YQ AEROX 50 LC	1997-1998	P400485110001			
	1997-2010		S410485330002		
	1997-2012			S410000350001	
	2001-2012	P400485110001			
	2002-2005		S410485330002		
	97-98 / 2001-2012				S41PLAT001
50 cc. YQ L AEROX EURO2 50	1999-2000	P400485110001	S410485330002	S410000350001	
	2003	P400485110001	S410485330002	S410000350001	S41PLAT001
50 cc. YW50 ZUMA 50			S410485330001		
	1996-		S410485330002		
	1997-2012	P400485110001			
	2008-2011				S41PLAT001
	--2011			S410000350001	
	2013				S41PLAT001
100 cc. BWS 100	1999-2001	P400485110004	S410485330001	S410000350037	S41PLAT037
100 cc. YN NEO'S 100	1999-2002	P400485110004	S410485330001	S410000350037	S41PLAT037
100 cc. YQ AEROX 100	2000-2002	P400485110004	S410485330001	S410000350037	S41PLAT037
125 cc. VINO 125	2006-2009	P400485110005			
125 cc. XC CYGNUS 125 4T	1995-1998	P400485110001			
	1995-2003			S410000350044	S41PLAT044
	1999-2003	P400485110005			
125 cc. X-CITY 125 VP	2007	P400485110002			
	2008-2010	P400485110003			
	2008-2011				S41PLAT056

DOPIA RAMPA: 36°-38°
 DOUBLE GROOVE: 36°-38°

APPLICAZIONI / APPLICATIONS	ANNO / YEAR	 VARIATOR	 TORQUE DRIVERS	 STANDARD TRANSMISSION BELTS	 PLATINUM TRANSMISSION BELT
125 cc. X-MAX 125 YP R / ABS	2006-2012	P400485110003			S41PLAT056
125 cc. XN TEO'S 125 4T LC	2000	P400485110003		S410000350021	S41PLAT021
125 cc. XQ MAXTER 125 4T LC	2001-2002	P400485110003		S410000350021	S41PLAT021
125 cc. YP MAJESTY 125 4T	1998-2002	P400485110003		S410000350021	S41PLAT021
125 cc. YP 125 E MAJESTY 4T	2003-2005			S410000350021	
	2006	P400485110003			
150 cc. XN TEO'S 150 4T LC	2001-2002	P400485110003		S410000350021	S41PLAT021
150 cc. XQ MAXTER 150 4T LC	2001-2002	P400485110003		S410000350021	S41PLAT021
150 cc. YP MAJESTY 150 4T LC	2000-2002	P400485110003		S410000350021	S41PLAT021
180 cc. YP 180 E MAJESTY	2003-2005	P400485110003		S410000350021	
250 cc. X-CITY 250 VP	2007-2012	P400485110002			S41PLAT055
250 cc. X-MAX 250 YP R / BLACK	2005-2010	P400485110002			
	2005-2013				S41PLAT055
250 cc. YP 250 MAJESTY 4T LC / DX / ABS	1996-2003	P400485110002		S410000350022	S41PLAT022
300 cc. VERSITY XC 300	2003-2006				S41PLAT055
	2006	P400485110002			
400 cc. YP 400 MAJESTY / ABS	2004-2008	P400485110006			
500 cc. XP T-MAX 500 / ABS	2001-2003	P400485110009			S41PLAT045
	2001-2011			S410000350045	
	2004-2011	P400485110010			S41PLAT052
530 cc. XP T-MAX 530	2012-2013				S41PLAT084
YIBEN					
50 cc. YB50QT-9 HURRICANE 4T WHEEL 12"	-				S41PLAT028
ZHEJIANG					
50 cc. JJ 1P39QMB 4T	-				S41PLAT058
50 cc. JL 1P39QMB 4T ATV - CARTER CORTO	-				S41PLAT058
50 cc. JL 1P39QMB 4T ATV - CARTER LUNGO	-				S41PLAT028
ZHONGYU					
50 cc. ZY QT-7 4T	-				S41PLAT058
ZNEN					
50 cc. BN 139QMB 4T	-				S41PLAT058
50 cc. SENSA/GRANDE/RETRO/E3 4T WHEEL 10"	-				S41PLAT058
50 cc. ZN50QT-A PICCOLO 4T WHEEL 10"	-				S41PLAT058
50 cc. ZN50QT-A TOMMY 4T WHEEL 10"	-				S41PLAT058
50 cc. ZN50QT-F BELLAGGIO 4T WHEEL 12	-				S41PLAT028
50 cc. ZN50QT-8 4T	-				S41PLAT028
ZONGSHEN					
50 cc. ZS50QT-4 WIND 4T	2005-2006				S41PLAT058



ATHENA dispone di un'ampia gamma di perni ruota che permettono di sostituire e migliorare la performance offerta dal prodotto originale.



ATHENA offers a wide range of wheel pivot gears which meet or exceed OEM performance product.



ATHENA dispose d'une vaste gamme de pivots de roue qui permette de remplacer et améliorer la performance de produit d'origine.



ATHENA tiene una gama completa de ejes de rueda que permite sustituir y mejorar la performance obtenida desde los productos originales.

APPLICAZIONI / APPLICATIONS	ANNO/ YEAR	ATHENA #
APRILIA		
50 cc. AMICO 50	1996 - 1998	072415
50 cc. AREA 51 LC	1998 - 2000	072415
50 cc. GULLIVER 50		072415
50 cc. GULLIVER 50 LC	1996 - 1997	072415
50 cc. RALLY 50	1995 - 2002	072415
50 cc. RALLY 50 LC	1996 - 1999	072415
50 cc. SCARABEO 50	1993 - 2002	072415
50 cc. SONIC GP	1998 - 2001	072415
50 cc. SONIC 50	1998 - 2002	072415
50 cc. SR NETSCAPER 50 LC		072415
50 cc. SR WWW 50		072415
50 cc. SR 50 / REPLICIA ARIA	1994 - 2001	072415
50 cc. SR 50 / REPLICIA LC		072415
50 cc. SR 50 (FINO 1994 MOT. VERT.)	- 1994	072415
		072415
50 cc. SR 50 LC	1994 - 2000	072415
50 cc. SR 50 RACING LC		072415
50 cc. SR 50 STEALTH LC		072415
ATALA		
50 cc. CAROSELLO 50		072415
BENELLI		
50 cc. K2 50	1998 - 2001	072415
50 cc. K2 50 LC	1998 - 2001	072415
50 cc. PEPE LX 50	2003 - 2004	072415
50 cc. PEPE 50	1999 - 2001	072415
50 cc. 491 GT 50 AIR COOLED	1998 - 1999	072415
50 cc. 491 NAKED 50	2002	072415
50 cc. 491 RACING 50 LC	1998 - 1999	072415
50 cc. 491 RR 50 LC	1999 - 2001	072415
50 cc. 491 SP 50 LC	1999	072415
50 cc. 491 SPORT 50 LC	1998 - 1999	072415
50 cc. 491 ST 50	1999 - 2001	072415
BETA		
50 cc. ARK PRO RACE 50 LC		072415
50 cc. ARK SERIE K 50 LC	1998 - 2005	072415
50 cc. ARK 50	1996 - 2005	072415
50 cc. ARK 50 LC	1996 - 2003	072415
50 cc. EIKON 50 LC	1999 - 2003	072415
50 cc. QUADRA CHRONO 502 50	1995 - 1999	072415
50 cc. TEMPO 50	1994 - 1999	072415
FANTIC		
50 cc. PONY SR 50		072415
GARELLI		
50 cc. BIG WHEEL 50		072415
50 cc. PONY 50		072415
50 cc. SR 50		072415
ITALJET		
50 cc. ASCOT 50		072415
50 cc. ASTRA 50		072415
50 cc. BA 50 BAZOOKA 1		072415
50 cc. DRAGSTER 50 LC	1998 - 2000	072415
50 cc. PISTA 2 YANKEE 50		072415
	1995 - 1996	072415
50 cc. PISTA1 50		072415
50 cc. REPORTER 50		072415
50 cc. SCOOP 2/3 50		072415
		072415
KOTIR		
50 cc. SR 50		072415
KTM		
50 cc. CHRONO 50		072415
LEM		
50 cc. FLASH 50		072415
50 cc. GHIBLI 50		072415
50 cc. TORNADO SS1 50		072415
MACAL		

APPLICAZIONI / APPLICATIONS	ANNO / YEAR	ATHENA #
THUNDER 50		072415
MALAGUTI		
50 cc. CENTRO SL KAT 50	1999 - 2000	072415
50 cc. CENTRO SL 50	1994 - 1998	072415
50 cc. CENTRO 50 BASE	1993 - 1994	072415
50 cc. CIAK MASTER EU2	2006	072415
50 cc. CIAK MASTER 50	2004	072415
50 cc. CIAK MONO EURO 2.2.3 50	2003	072415
50 cc. CIAK MONO EURO 2 50	2003	072415
50 cc. CIAK TD 50	2000 - 2001	072415
50 cc. CIAK 50	1999 - 2000	072415
50 cc. F10 JET LINE 50 / KAT	1992 - 2000	072415
50 cc. F10 RESTYLING / EURO2-2.3	2003 - 2004	072415
50 cc. F10 RESTYLING EURO2 50	2002 - 2003/2006	072415
50 cc. F10 RESTYLING EU1 50	2001 - 2002	072415
50 cc. F12 PHANTOM EURO1 50	1999 - 2000	072415
50 cc. F12 PHANTOM EURO1 50 LC	1999 - 2000	072415
50 cc. F12 PHANTOM RESTYLING EU1 50	2001 - 2002	072415
50 cc. F12 PHANTOM RESTYLING EU1 50 LC	2001 - 2002	072415
50 cc. F12 PHANTOM RESTYLING EU2 50	2002	072415
50 cc. F12 PHANTOM RESTYLING EU2 50 LC	2002	072415
50 cc. F12 PHANTOM RESTYLING EU2-2.3 50	2003 - 2004	072415
50 cc. F12 PHANTOM RESTYLING EU2-2.3 50 LC	2003 - 2004	072415
50 cc. F12 PHANTOM 50	1994 - 1998	072415
50 cc. F12 PHANTOM 50 KAT	1999 - 2000	072415
50 cc. F12 PHANTOM 50 LC	1994 - 1998	072415
50 cc. F12 PHANTOM 50 LC KAT	1999 - 2000	072415
50 cc. F12 RESTYLING EU2 50	2006	072415
50 cc. F12 RESTYLING EU2 50 LC	2006	072415
50 cc. F12 50 PHANTOM LC TWIN DISK	1998	072415
50 cc. F12R PHANTOM 50 LC	2007	072415
50 cc. F15 FIREFOX EURO2 50	2002 - 2003	072415
50 cc. F15 FIREFOX RESTYLING EURO2-2.3 50	2003 - 2004	072415
50 cc. F15 FIREFOX TWIN DISKS & SPECIAL 50 LC	1998 - 1999	072415
50 cc. F15 FIREFOX TWIN DISKS DIGIT 50 LC KAT	1998 - 2000	072415
50 cc. F15 FIREFOX 50 AC	2005 - 2006	072415
50 cc. F15 RESTYLING EURO2 50 LC	2004 - 2005	072415
50 cc. F15 TDS RESTYLING EURO1 50 LC	2001	072415
50 cc. F15 50 FIRE FOX LC / KAT	1996 - 1998	072415
50 cc. YESTERDAY-YESTERDAY EURO 50	1997 - 2000	072415
MBK		
50 cc. BOOSTER CW L SPIRIT 50		072415
	2003	072415
50 cc. BOOSTER CW L 50		072415
	2001 - 2003	072415
50 cc. BOOSTER CW NAKED 50		072415
	2003	072415
50 cc. BOOSTER CW R ROAD 50		072415
	1994 - 1995	072415
50 cc. BOOSTER CW RS NG EURO1 50		072415
	1999 - 2000	072415
50 cc. BOOSTER CW RS NG 50		072415
	1995 - 2003	072415
50 cc. BOOSTER CW RS NG 50 KAT		072415
50 cc. BOOSTER CW RSP ROCKET 50	1997 - 1998	072415
50 cc. BOOSTER CW RSX TRACK 50		072415
	1996 - 1998	072415
50 cc. BOOSTER CW SP SPIRIT EURO2 50		072415
	2002	072415
50 cc. BOOSTER CW SPIRIT EURO2 50		072415
	2002 - 2003	072415
50 cc. BOOSTER CW SPIRIT 50		072415
	1996 - 2000	072415
50 cc. BOOSTER CW 50		072415
	1990 - 1994	072415
	2001 - 2004	072415
50 cc. CR 50 Z TARGET		072415
50 cc. CS MACH G 50	2002 - 2004	072415
50 cc. CT 50 S / SS SORRISO		072415

APPLICAZIONI / APPLICATIONS	ANNO / YEAR	ATHENA #
MBK		
50 cc. EW STUNT 50		072415
	2000 - 2002	072415
50 cc. YH 50 FLIPPER	1998 - 2002	072415
50 cc. YH 50 FLIPPER CAT	1999 - 2000	072415
50 cc. YH 50 FLIPPER EURO2	2003 - 2004	072415
50 cc. YN R OVETTO EURO1 50	2002 - 2004	072415
50 cc. YN R OVETTO EURO2 50	2002 - 2003	072415
50 cc. YN R OVETTO 50	1997 - 2001	072415
50 cc. YQ L NITRO JAGUAR 50	2004	072415
50 cc. YQ NITRO EURO2 50	2003	072415
50 cc. YQ NITRO 50 LC / CAT	1997 - 2002	072415
	2004	072415
MOTRON		
50 cc. SYNCRO 50		072415
50 cc. THUNDER 50		072415
PGO		
50 cc. BIG MAX 50 / SPORT		072415
50 cc. SUPER FIFTY 50		072415
YAMAHA		
50 cc. BW'S BUMP 50		072415
	1997 - 1998	072415
50 cc. BW'S NAKED 50		072415
	2003 - 2004	072415
50 cc. BW'S NEXT GENERATION 50	1999 - 2006	072415
50 cc. BW'S NEXT GENERATION 50 KAT		072415
	1999 - 2000	072415
50 cc. BW'S ORIGINAL EURO2 50		072415
	2003	072415
50 cc. BW'S ORIGINAL 50 / SPY		072415
	1997 - 2002	072415
50 cc. BW'S R 50		072415
	2001	072415
50 cc. BW'S 50	2004 - 2007	072415
50 cc. CR Z TARGET 50		072415
50 cc. CS JOG R 50	2006 - 2007	072415
50 cc. CS 50 JOG R EURO2	2002 - 2005	072415
50 cc. CT 50 SUPER SPORT		072415
50 cc. CW BW'S ORIGINAL EURO2 50		072415
	2002	072415
50 cc. CW L BW'S 50		072415
	2003 - 2004	072415
50 cc. CW SP BW'S ORIGINAL EURO2 50		072415
	2002	072415
50 cc. CW 50 RS SPY		072415
	1995 - 1998	072415
50 cc. EW SLIDER 50		072415
	2000 - 2002	072415
50 cc. YH WHY 50	1998	072415
	2001 - 2002/2006	072415
50 cc. YH 50 WHY EURO1	1999 - 2000	072415
50 cc. YH 50 WHY EURO2	2003 - 2005	072415
50 cc. YN R NEO'S 50 / OVETTO	1997 - 2002	072415
50 cc. YN 50 NEO'S EURO2	2002 - 2003	072415
50 cc. YQ AEROX 50 LC	97 - 98/2001-2007	072415
50 cc. YQ L AEROX EURO2 50	2003	072415
50 cc. YW50 ZUMA 50		072415



La vasta gamma di rapporti primari e secondari **ATHENA** permette di costruire, secondo le proprie esigenze, il rapporto finale di velocità desiderato.



The wide range of **ATHENA** primary and secondary gears, allows, according to needs, to set the final desired speed-ratio.



La vaste gamme de rapports premiers et secondaires **ATHENA**, permettent d'optimiser, selon, les nécessites de chacun, le rapport finale de vitesse désirée.



La amplia gama de cremalleras primarias y secundarias **ATHENA** permite obtener la velocidad deseada. Athena desarrolla mucho los 4 tiempos y permiten los desarrollos más importantes.



APPLICAZIONI / APPLICATIONS	TABELLA N° / CHART NR.
APRILIA	
50 cc. AMICO 50	1
50 cc. AREA 51 LC	1
50 cc. AREA 51 LC	2
50 cc. GULLIVER 50	2
50 cc. GULLIVER 50 LC	1
50 cc. HABANA CUSTOM 50	19
50 cc. HABANA 50	19
50 cc. RALLY 50	2
50 cc. RALLY 50	3
50 cc. RALLY 50 LC	2
50 cc. SCARABEO 50	3
50 cc. SCARABEO 50	8
50 cc. SONIC GP	4
50 cc. SONIC 50	4
50 cc. SR DI TECH EURO2 50	19
50 cc. SR DI TECH 50 I.E. (MOT. APRILIA)	19
50 cc. SR NETSCAPER 50 LC	6
50 cc. SR WWW 50	5
50 cc. SR 50 / REPLICIA ARIA	2
50 cc. SR 50 / REPLICIA ARIA	3
50 cc. SR 50 / REPLICIA LC	19
50 cc. SR 50 / REPLICIA LC	2
50 cc. SR 50 / REPLICIA LC	6
50 cc. SR 50 (FINO 1994 MOT. VERT.)	3
50 cc. SR 50 LC	2
50 cc. SR 50 RACING LC	6
50 cc. SR 50 STEALTH LC	6
ATALA	
50 cc. BYTE AT 10 50	30
50 cc. CAROSELLO 50	3
50 cc. HACKER AT12-RACING 50	30
BENELLI	
50 cc. K2 50	2
50 cc. K2 50 LC	2
50 cc. PEPE LX 50	13
50 cc. PEPE 50	13
50 cc. 491 GT 50 AIR COOLED	2
50 cc. 491 NAKED 50	2
50 cc. 491 RACING 50 LC	2
50 cc. 491 RR 50 LC	2
50 cc. 491 SP 50 LC	2
50 cc. 491 SPORT 50 LC	2
50 cc. 491 ST 50	2
BETA	
50 cc. ARK PRO RACE 50 LC	2
50 cc. ARK SERIE K 50 LC	2
50 cc. ARK 50	2
50 cc. ARK 50 LC	2
50 cc. EIKON 50 LC	1
50 cc. QUADRA CHRONO 502 50	3
50 cc. TEMPO 50	3
50 cc. TEMPO 50	8
BRANDY	
50 cc. JAGUAR 50	4
50 cc. JT 50	4
BS VILLA	
50 cc. AX 50	9
50 cc. DIO GZ 50	9
50 cc. DIO ZX 50	26
BSV	

APPLICAZIONI / APPLICATIONS	TABELLA N° / CHART NR.
50 cc. DIO GP 50	26
50 cc. DIO GX 50	26
50 cc. DIO JX 50	9
50 cc. DIO SP 50	26
50 cc. DIO SR 50	26
CAGIVA	
50 cc. CITY 50	31
50 cc. PROGRESS 50 ARIA	27
50 cc. PROGRESS 50 LC	27
DERBI	
50 cc. ATLANTIS AIR 50	27
50 cc. ATLANTIS LC 50	27
50 cc. PADDOCK ARIA 50	27
50 cc. PADDOCK LC 50	27
50 cc. PREDATOR ARIA 50	27
50 cc. PREDATOR LC 50	27
50 cc. VAMOS 50	30
GILERA	
50 cc. EASY MOVING 50	10
50 cc. RUNNER 50 LC	25
50 cc. STALKER 50	20
50 cc. STORM 50	11
50 cc. TYPHOON X / X KAT 50	12
50 cc. TYPHOON 50	23
HONDA	
50 cc. GX 50	26
50 cc. SC01 50	26
50 cc. SC01L 50	26
50 cc. SGX SKY 50	16
50 cc. SH 50	16
50 cc. SJ 50 BALI	14
50 cc. SR 50 DIO	26
50 cc. SRX 50 SHADOW	26
50 cc. SXR 50	26
50 cc. SZX 50 X8R	17
HSC	
50 cc. SC01 50	26
50 cc. SC01L 50	26
ITALJET	
50 cc. DRAGSTER 50 LC	1
50 cc. FORMULA 50	30
50 cc. PISTA 2 YANKEE 50	7
50 cc. SCOOP 2/3 50	7
50 cc. VELOCIFERO 50	30
KL	
50 cc. CLUB 50	32
50 cc. CLUB 50	4
50 cc. RACER 50	32
50 cc. RACER 50	4
KTM	
50 cc. CHRONO 50	32
50 cc. CHRONO 50	4
50 cc. GO 50	32
50 cc. GO 50	4
50 cc. K 50	32
50 cc. K 50	4
KYMCO	
50 cc. B&W 50 / EURO2	28
50 cc. CX 50	28
50 cc. CX 50 SUPER	28
50 cc. DINK CLASSIC EURO2 50	28

APPLICAZIONI / APPLICATIONS	TABELLA N° / CHART NR.
KYMCO	
50 cc. DINK 50 AIR	28
50 cc. DJ 50 W	28
50 cc. DJ 50 Y	26
50 cc. FEVER ZX EURO2 50	28
50 cc. FEVER ZX 50	28
50 cc. FILLY 50	28
50 cc. KB 50	28
50 cc. K12 50	28
50 cc. TOP BOY 50	28
50 cc. VITALITY 50 2T	28
50 cc. YUP 50 / EURO2	28
MACAL	
50 cc. CY STING 50	4
50 cc. THUNDER 50	32
MALAGUTI	
50 cc. CENTRO SL KAT 50	3
50 cc. CENTRO SL 50	3
50 cc. CENTRO 50 BASE	3
50 cc. CIAK MASTER 50	13
50 cc. CIAK MONO EURO 2 2.3 50	13
50 cc. CIAK MONO EURO 2 50	13
50 cc. CIAK TD 50	13
50 cc. CIAK 50	13
50 cc. CROSSER 50 CR1	30
50 cc. F10 JET LINE 50 / KAT	4
50 cc. F10 RESTYLING / EURO2-2.3	4
50 cc. F10 RESTYLING EURO2 50	4
50 cc. F10 RESTYLING EU1 50	4
50 cc. F12 PHANTOM EURO1 50	2
50 cc. F12 PHANTOM EURO1 50 LC	1
50 cc. F12 PHANTOM RESTYLING EU1 50	2
50 cc. F12 PHANTOM RESTYLING EU1 50 LC	1
50 cc. F12 PHANTOM RESTYLING EU2 50	2
50 cc. F12 PHANTOM RESTYLING EU2 50 LC	1
50 cc. F12 PHANTOM RESTYLING EU2-2.3 50	2
50 cc. F12 PHANTOM RESTYLING EU2-2.3 50 LC	1
50 cc. F12 PHANTOM 50	2
50 cc. F12 PHANTOM 50 KAT	2
50 cc. F12 PHANTOM 50 LC	2
50 cc. F12 PHANTOM 50 LC KAT	1
50 cc. F12 50 PHANTOM LC TWIN DISK	22
50 cc. F15 FIREFOX EURO2 50	1
50 cc. F15 FIREFOX RESTYLING EURO2-2.3 50	1
50 cc. F15 FIREFOX TWIN DISKS & SPECIAL 50 LC	1
50 cc. F15 FIREFOX TWIN DISKS DIGIT 50 LC KAT	1
50 cc. F15 FIREFOX 50 AC	2
50 cc. F15 RESTYLING EURO2 50 LC	1
50 cc. F15 TDS RESTYLING EURO1 50 LC	1
50 cc. F15 50 FIRE FOX LC / KAT	1
50 cc. YESTERDAY-YESTERDAY EURO 50	4
MBK	
50 cc. BOOSTER CW L SPIRIT 50	18
50 cc. BOOSTER CW L 50	18
50 cc. BOOSTER CW NAKED 50	18
50 cc. BOOSTER CW R ROAD 50	3
50 cc. BOOSTER CW RS NG EURO1 50	18
50 cc. BOOSTER CW RS NG 50	18
50 cc. BOOSTER CW RS NG 50 KAT	18
50 cc. BOOSTER CW RSP ROCKET 50	18
50 cc. BOOSTER CW RSX TRACK 50	18
50 cc. BOOSTER CW SP SPIRIT EURO2 50	18

APPLICAZIONI / APPLICATIONS	TABELLA N° / CHART NR.
50 cc. BOOSTER CW SPIRIT EURO2 50	18
50 cc. BOOSTER CW SPIRIT 50	18
50 cc. BOOSTER CW 50	18
50 cc. BOOSTER CW 50	3
50 cc. BOOSTER NG CANADA 50	32
50 cc. CR 50 Z TARGET	29
50 cc. CS MACH G 50	18
50 cc. EW STUNT 50	18
50 cc. HOT CHAMP 50	4
50 cc. YA EQUALIS 50	9
50 cc. YA R FORTE 50	4
50 cc. YA TA NEW SORRISO 50	4
50 cc. YE EVOLIS 50	4
50 cc. YH 50 FLIPPER	13
50 cc. YH 50 FLIPPER CAT	13
50 cc. YH 50 FLIPPER EURO2	13
50 cc. YM 50 FIZZ	4
50 cc. YN R OVETTO EURO1 50	18
50 cc. YN R OVETTO EURO2 50	18
50 cc. YN R OVETTO 50	18
50 cc. YQ L NITRO JAGUAR 50	1
50 cc. YQ NITRO EURO2 50	1
50 cc. YQ NITRO 50 LC / CAT	1
MOTRON	
50 cc. STING 50	4
50 cc. SYNCRO 50	2
50 cc. THUNDER 50	2
PEUGEOT	
50 cc. BUXY 50	21
50 cc. ELYSEO 50	21
50 cc. ELYSTAR 50 TSDI	21
50 cc. METAL-X 50	21
50 cc. SPEEDAKE 50	21
50 cc. SPEEDFIGHT 50	21
50 cc. SPEEDFIGHT 50 KAT	21
50 cc. SPEEDFIGHT 50 LC	21
50 cc. SQUAB 50	21
50 cc. SV 50 GEO	21
50 cc. TREKKER 50 / ROAD	21
50 cc. VIVACITY SERIE SPECIALI 50	21
50 cc. VIVACITY 50	21
50 cc. VIVACITY 50 KAT	21
50 cc. X-FIGHT 50	21
50 cc. X-FIGHT 50 LC	21
50 cc. X-RACE 50	21
50 cc. ZENITH 50 LN / LS / N	21
PGO	
50 cc. BIG MAX 50 / SPORT	2
50 cc. SUPER FIFTY 50	7
PIAGGIO	
50 cc. FREE 50	15
50 cc. FREE 50 FL	15
50 cc. NRG 50 / RST MC2 LC	25
50 cc. NRG 50 LC	23
50 cc. NTT 50 LC	10
50 cc. QUARTZ 50	10
50 cc. SFERA 50 / BASE	10
50 cc. SFERA 50 MAQUILLAGE 2	10
50 cc. VESPA 50 ET2 - CARBURATORE	23
50 cc. ZIP & ZIP 50 BIMODALE	10
50 cc. ZIP BASE 50	10

APPLICAZIONI / APPLICATIONS	TABELLA N° / CHART NR.
PIAGGIO	
50 cc. ZIP FAST RAIDER RST 50	10
50 cc. ZIP FAST RAIDER 50	10
50 cc. ZIP RST 50 AIR	10
50 cc. ZIP 50 DISCO	10
RIEJU	
50 cc. FIRST 50 ARIA	32
50 cc. WINDY 50	32
SACHS	
50 cc. GIPSY 50	26
50 cc. HERCULES LIMBO 50	26
50 cc. SPEEDFIGHT 50	26
50 cc. SQUAB 50	26
50 cc. SR 50	26
SANYANG	
50 cc. ENJOY 50	31
SUZUKI	
50 cc. AH 50 ADDRESS	30
50 cc. AJ 50 ZZ SEPIA S	30
50 cc. AP 50	30
50 cc. AY 50 KATANA LC / R	19
50 cc. UF ESTILETE 50	19
50 cc. UX ZILLION 50 LC	19
YAMAHA	
50 cc. BW'S BUMP 50	18
50 cc. BW'S NAKED 50	18
50 cc. BW'S NEXT GENERATION 50	18
50 cc. BW'S NEXT GENERATION 50 KAT	18
50 cc. BW'S ORIGINAL EURO2 50	18
50 cc. BW'S ORIGINAL 50 / SPY	18
50 cc. BW'S R 50	18
50 cc. BW'S 50	18
50 cc. CR Z TARGET 50	29
50 cc. CS JOG R 50	18
50 cc. CS 50 JOG R EURO2	18
50 cc. CW BW'S ORIGINAL EURO2 50	18
50 cc. CW L BW'S 50	18
50 cc. CW SP BW'S ORIGINAL EURO2 50	18
50 cc. CW 50 RS SPY	18
50 cc. EW SLIDER 50	18
50 cc. JOG ER 50	4
50 cc. JOG 50	4
50 cc. YA R AXIS 50	4
50 cc. YA ZA JOG Z 50	4
50 cc. YE ZEST 50	4
50 cc. YH WHY 50	13
50 cc. YH 50 WHY EURO1	13
50 cc. YH 50 WHY EURO2	13
50 cc. YM 50 BREEZE	4
50 cc. YN R NEO'S 50 / OVETTO	18
50 cc. YN 50 NEO'S EURO2	18
50 cc. YQ AEROX 50 LC	1
50 cc. YQ L AEROX EURO2 50	1
50 cc. YW50 ZUMA 50	7






TABELLA N° 1 / CHART NR. 1		RAPPORTO FINALE GEAR RATIO	INCREMENTO % INCREASE %
ORIGINAL: primary Z 13/52 - secondary Z 14/43 - gear ratio 12,3			
ORIGINAL Z 13/52	Athena 070415 Z 15/39	10,4	18%
Athena 057115 Z 15/50	ORIGINAL Z 14/43	10,2	21%
Athena 057115 Z 15/50	Athena 053715 Z 14/41	9,6	28%
Athena 071415 Z 14/42	ORIGINAL Z 14/43	9,2	33%
Athena 071415 Z 14/42	Athena 053715 Z 14/41	8,8	39%
Athena 057115 Z 15/50	Athena 070415 Z 15/39	8,6	43%
Athena 071415 Z 14/42	Athena 070415 Z 15/39	7,8	58%






TABELLA N° 2 / CHART NR. 2		RAPPORTO FINALE GEAR RATIO	INCREMENTO % INCREASE %
ORIGINAL: primary Z 13/52 - secondary Z 13/42 - gear ratio 12,9			
ORIGINAL Z 13/52	Athena 053715 Z 14/41	11,7	10%
Athena 057115 Z 15/50	ORIGINAL Z 13/42	10,6	22%
ORIGINAL Z 13/52	Athena 070415 Z 15/39	10,4	24%
Athena 071415 Z 14/42	ORIGINAL Z 13/42	9,7	33%
Athena 057115 Z 15/50	Athena 053715 Z 14/41	9,6	34%
Athena 071415 Z 14/42	Athena 053715 Z 14/41	8,8	47%
Athena 057115 Z 15/50	Athena 070415 Z 15/39	8,6	50%






TABELLA N° 3 / CHART NR. 3		RAPPORTO FINALE GEAR RATIO	INCREMENTO % INCREASE %
ORIGINAL: primary Z 13/52 - secondary Z 12/44 - gear ratio 14,7			
Athena 057115 Z 15/50	ORIGINAL Z 12/44	12,2	20%
ORIGINAL Z 13/52	Athena 053715 Z 14/41	11,7	25%
Athena 071415 Z 14/42	ORIGINAL Z 12/44	11	34%
ORIGINAL Z 13/52	Athena 070415 Z 15/39	10,4	41%
Athena 057115 Z 15/50	Athena 053715 Z 14/41	9,6	53%






TABELLA N° 4 / CHART NR. 4		RAPPORTO FINALE GEAR RATIO	INCREMENTO % INCREASE %
ORIGINAL: primary Z 13/48 - secondary Z 12/36 - gear ratio 11,1			
Athena 053615 Z 17/40	Athena 071715 Z 12/44	8,7	28%
Athena 059015 Z 15/42 *71	ORIGINAL Z 12/36	8,4	32%
Athena 053615 Z 17/40	ORIGINAL Z 12/36	7,1	56%






TABELLA N° 5 / CHART NR. 5		RAPPORTO FINALE GEAR RATIO	INCREMENTO % INCREASE %
ORIGINAL: primary Z 13/52 - secondary Z 12/42 - gear ratio 14			
ORIGINAL Z 13/52	Athena 053715 Z 14/41	11,7	19%
Athena 057115 Z 15/50	ORIGINAL Z 12/42	11,5	22%
ORIGINAL Z 13/52	Athena 070415 Z 15/39	10,4	35%
Athena 057115 Z 15/50	Athena 053715 Z 14/41	9,6	46%
Athena 071415 Z 14/42	Athena 053715 Z 14/41	8,8	59%












TABELLA N° 6 / CHART NR. 6		RAPPORTO FINALE GEAR RATIO	INCREMENTO % INCREASE %
ORIGINAL: primary Z 13/52 - secondary Z 14/42 - gear ratio 12			
ORIGINAL Z 13/52	Athena 070415 Z 15/39	10,4	15%
Athena 057115 Z 15/50	ORIGINAL Z 14/42	9,9	21%
Athena 071415 Z 14/42	ORIGINAL Z 14/42	9	33%
Athena 057115 Z 15/50	Athena 070415 Z 15/39	8,6	39%
Athena 071415 Z 14/42	Athena 070415 Z 15/39	7,8	54%



		RAPPORTO FINALE GEAR RATIO	INCREMENTO % INCREASE %
TABELLA N° 7 / CHART NR. 7			
Athena 071415 Z 14/42	Athena 070415 Z 15/39	7,8	
Athena 057115 Z 15/50	Athena 070415 Z 15/39	8,6	
Athena 053815 Z 15/50 (Helicoidal)	Athena 070415 Z 15/39	8,6	
Athena 071415 Z 14/42	Athena 053715 Z 14/41	8,8	
Athena 057115 Z 15/50	Athena 053715 Z 14/41	9,6	
Athena 053815 Z 15/50 (Helicoidal)	Athena 053715 Z 14/41	9,6	



		RAPPORTO FINALE GEAR RATIO	INCREMENTO % INCREASE %
TABELLA N° 8 / CHART NR. 8			
ORIGINAL: primary Z 13/52 - secondary Z 11/45 - gear ratio 16,4			
Athena 071415 Z 14/42	ORIGINAL Z 11/45	12,3	33%
ORIGINAL Z 13/52	Athena 053715 Z 14/41	11,7	40%
ORIGINAL Z 13/52	Athena 070415 Z 15/39	10,4	58%



		RAPPORTO FINALE GEAR RATIO	INCREMENTO % INCREASE %
TABELLA N° 9 / CHART NR. 9			
ORIGINAL: primary Z 13/48 - secondary Z 12/36 - gear ratio 11,1			
Athena 059015 Z 15/42 *51	ORIGINAL Z 12/36	8,4	32%

		RAPPORTO FINALE GEAR RATIO	INCREMENTO % INCREASE %
TABELLA N° 10 / CHART NR. 10			
ORIGINAL: primary Z 11/39 - secondary Z 14/48 - gear ratio 12,2			
Athena 053215 Z 13/39 - Ø17 *51	ORIGINAL Z 14/48	10,3	18%
Athena 053315 Z 13/39 - Ø18 *51	ORIGINAL Z 14/48	10,3	18%
Athena 068015 Z 13/37 - Ø17 (Helicoidal) *51	ORIGINAL Z 14/48	9,8	25%
Athena 053115 Z 13/37 - Ø18 (Helicoidal) *51	ORIGINAL Z 14/48	9,8	25%
Athena 053215 Z 13/39 - Ø17 *51	Athena 082515 Z16/47 - Ø17 *51	8,8	38%
Athena 053315 Z 13/39 - Ø18 *51	Athena 071615 Z 16/47 - Ø18 *51	8,8	38%
Athena 068015 Z 13/37 - Ø17 (Helicoidal) *51	Athena 082515 Z16/47 - Ø17 *51	8,4	45%
Athena 053115 Z 13/37 - Ø18 (Helicoidal) *51	Athena 071615 Z 16/47 - Ø18 *51	8,4	45%

		RAPPORTO FINALE GEAR RATIO	INCREMENTO % INCREASE %
TABELLA N° 11 / CHART NR. 11			
ORIGINAL: primary Z 11/40 - secondary Z 13/49 - gear ratio 13,7			
Athena 053215 Z 13/39 - Ø17 *51	ORIGINAL Z 13/49	11,3	21%
Athena 053315 Z 13/39 - Ø18 *51	ORIGINAL Z 13/49	11,3	21%
ORIGINAL Z 11/40	Athena 082515 Z16/47 - Ø17 *51	10,6	28%
ORIGINAL Z 11/40	Athena 071615 Z 16/47 - Ø18 *51	10,6	28%
Athena 065215 Z 15/38 - Ø17 *51	ORIGINAL Z 13/49	9,5	44%
Athena 071515 Z 15/38 - Ø18 *51	ORIGINAL Z 13/49	9,5	44%

		RAPPORTO FINALE GEAR RATIO	INCREMENTO % INCREASE %
TABELLA N° 12 / CHART NR. 12			
ORIGINAL: primary Z 13/46 - secondary Z 13/49 - gear ratio 13,3			
ORIGINAL Z 13/46	Athena 082515 Z16/47 - Ø17 *51	11,3	18%
ORIGINAL Z 13/46	Athena 071615 Z 16/47 - Ø18 *51	11,3	18%
ORIGINAL Z 13/46	Athena 082515 Z16/47 - Ø17 *51	10,4	28%
ORIGINAL Z 13/46	Athena 071615 Z 16/47 - Ø18 *51	10,4	28%
Athena 065215 Z 15/38 - Ø17 *51	ORIGINAL Z 13/49	9,5	39%
Athena 071515 Z 15/38 - Ø18 *51	ORIGINAL Z 13/49	9,5	39%
Athena 053215 Z 13/39 - Ø17 *51	Athena 082515 Z16/47 - Ø17 *51	8,8	51%
Athena 053315 Z 13/39 - Ø18 *51	Athena 071615 Z 16/47 - Ø18 *51	8,8	51%






TABELLA N° 13 / CHART NR. 13		RAPPORTO FINALE GEAR RATIO	INCREMENTO % INCREASE %
ORIGINAL: primary Z 13/52 - secondary Z 12/45 - gear ratio 15			
Athena 057115 Z 15/50	ORIGINAL Z 12/45	12,5	20%
Athena 053815 Z 15/50 (Helicoidal)	ORIGINAL Z 12/45	12,5	20%
ORIGINAL Z 13/52	Athena 053715 Z 14/41	11,7	28%
Athena 071415 Z 14/42	ORIGINAL Z 12/45	11,1	33%
ORIGINAL Z 13/52	Athena 070415 Z 15/39	10,4	44%






TABELLA N° 14 / CHART NR. 14		RAPPORTO FINALE GEAR RATIO	INCREMENTO % INCREASE %
ORIGINAL: primary Z 14/48 - secondary Z 13/50 - gear ratio 13,2			
ORIGINAL Z 14/48	Athena 072015 Z 15/48	11	20%
Athena 058215 Z 17/39	ORIGINAL Z 13/50	8,8	49%






TABELLA N° 15 / CHART NR. 15		RAPPORTO FINALE GEAR RATIO	INCREMENTO % INCREASE %
ORIGINAL: primary Z 11/39 - secondary Z 12/49 - gear ratio 14,5			
Athena 053315 Z 13/39 - Ø18 *51	ORIGINAL Z 12/49	12,2	18%
Athena 053115 Z 13/37 - Ø18 (Helicoidal) *51	ORIGINAL Z 12/49	11,6	25%
ORIGINAL Z 11/39	Athena 071615 Z 16/47 - Ø18 *51	10,4	39%






TABELLA N° 16 / CHART NR. 16		RAPPORTO FINALE GEAR RATIO	INCREMENTO % INCREASE %
ORIGINAL: primary Z 13/50 - secondary Z 13/50 - gear ratio 14,8			
Athena 071115 Z 13/42	ORIGINAL Z 13/50	12,4	19%






TABELLA N° 17 / CHART NR. 17		RAPPORTO FINALE GEAR RATIO	INCREMENTO % INCREASE %
ORIGINAL: primary Z 13/48 - secondary Z 13/49 - gear ratio 13,9			
Athena 071115 Z 13/42	ORIGINAL Z 13/49	12,2	14%






TABELLA N° 18 / CHART NR. 18		RAPPORTO FINALE GEAR RATIO	INCREMENTO % INCREASE %
ORIGINAL: primary Z 13/52 - secondary Z 13/43 - gear ratio 13,2			
Athena 057115 Z 15/50	ORIGINAL Z 13/43	10,9	21%
Athena 059015 Z 15/42 *71	ORIGINAL Z 13/43	9,2	43%






TABELLA N° 19 / CHART NR. 19		RAPPORTO FINALE GEAR RATIO	INCREMENTO % INCREASE %
Athena 058015 Z 16/49			












TABELLA N° 20 / CHART NR. 20		RAPPORTO FINALE GEAR RATIO	INCREMENTO % INCREASE %
ORIGINAL: primary Z 13/46 - secondary Z 13/49 - gear ratio 13,3			
Athena 053415 Z 13/39 - Ø17 *51	ORIGINAL Z 13/49	11,3	18%
ORIGINAL Z 13/46	Athena 082515 Z16/47 - Ø17 *51	10,4	28%
Athena 053515 Z 15/38 - Ø17 *51	ORIGINAL Z 13/49	9,5	39%
Athena 053415 Z 13/39 - Ø17 *51	Athena 082515 Z16/47 - Ø17 *51	8,8	51%



		RAPPORTO FINALE GEAR RATIO	INCREMENTO % INCREASE %
TABELLA N° 21 / CHART NR. 21			
ORIGINAL: primary Z 12/43 - secondary Z 12/45 - gear ratio 13,4			
Athena 071215 Z 15/33	ORIGINAL Z 12/45	8,3	61%
Athena 071315 Z 13/41 (Helicoidal)	ORIGINAL Z 12/45	11,8	14%



		RAPPORTO FINALE GEAR RATIO	INCREMENTO % INCREASE %
TABELLA N° 22 / CHART NR. 22			
ORIGINAL: primary Z 13/52 - secondary Z 14/42 - gear ratio 12			
ORIGINAL Z 13/52	Athena 070415 Z 15/39	10,4	15%
Athena 071415 Z 14/42	ORIGINAL Z 14/42	9	33%
Athena 071415 Z 14/42	Athena 053715 Z 14/41	8,8	37%
Athena 071415 Z 14/42	Athena 070415 Z 15/39	7,8	54%



		RAPPORTO FINALE GEAR RATIO	INCREMENTO % INCREASE %
TABELLA N° 23 / CHART NR. 23			
ORIGINAL: primary Z 11/39 - secondary Z 13/49 - gear ratio 13,4			
Athena 053215 Z 13/39 - Ø17 *51	ORIGINAL Z 13/49	11,3	18%
Athena 053315 Z 13/39 - Ø18 *51	ORIGINAL Z 13/49	11,3	18%
ORIGINAL Z 11/39	Athena 082515 Z16/47 - Ø17 *51	10,4	28%
ORIGINAL Z 11/39	Athena 071615 Z 16/47 - Ø18 *51	10,4	28%
Athena 065215 Z 15/38 - Ø17 *51	ORIGINAL Z 13/49	9,5	40%
Athena 071515 Z 15/38 - Ø18 *51	ORIGINAL Z 13/49	9,5	40%
Athena 053215 Z 13/39 - Ø17 *51	Athena 082515 Z16/47 - Ø17 *51	8,8	52%
Athena 053315 Z 13/39 - Ø18 *51	Athena 071615 Z 16/47 - Ø18 *51	8,8	52%



		RAPPORTO FINALE GEAR RATIO	INCREMENTO % INCREASE %
TABELLA N° 24 / CHART NR. 24			
ORIGINAL: primary Z 15/41 - secondary Z 17/64 - gear ratio 10,3			
Athena 072915 Z 14/34	ORIGINAL Z 17/64	9,1	12%


		RAPPORTO FINALE GEAR RATIO	INCREMENTO % INCREASE %
TABELLA N° 25 / CHART NR. 25			
ORIGINAL: primary Z 13/46 - secondary Z 13/48 - gear ratio 13,1			
Athena 053415 Z 13/39 - Ø17 *51	ORIGINAL Z 13/48	11,1	18%
ORIGINAL Z 13/46	Athena 082515 Z16/47 - Ø17 *51	10,4	25%
Athena 053515 Z 15/38 - Ø17 *51	ORIGINAL Z 13/48	9,3	40%
Athena 053415 Z 13/39 - Ø17 *51	Athena 082515 Z16/47 - Ø17 *51	8,8	48%









		RAPPORTO FINALE GEAR RATIO	INCREMENTO % INCREASE %
TABELLA N° 26 / CHART NR. 26			
Athena 069615 Z 13/35			

		RAPPORTO FINALE GEAR RATIO	INCREMENTO % INCREASE %
TABELLA N° 27 / CHART NR. 27			
ORIGINAL: primary Z 12/43 - secondary Z 14/48 - gear ratio 12,3			
Athena 053915 Z 14/42	ORIGINAL Z 14/48	10,3	19%

		RAPPORTO FINALE GEAR RATIO	INCREMENTO % INCREASE %
TABELLA N° 28 / CHART NR. 28			
Athena 058115 Z 17/51-15 (Helicoidal) *50			

		RAPPORTO FINALE GEAR RATIO	INCREMENTO % INCREASE %
TABELLA N° 29 / CHART NR. 29 Athena 070215 Z 15/41			
		RAPPORTO FINALE GEAR RATIO	INCREMENTO % INCREASE %
TABELLA N° 30 / CHART NR. 30 Athena 072915 Z 14/34		Athena 058315 Z 13/39	
		RAPPORTO FINALE GEAR RATIO	INCREMENTO % INCREASE %
TABELLA N° 31 / CHART NR. 31 Athena 071015 Z 18/40			
		RAPPORTO FINALE GEAR RATIO	INCREMENTO % INCREASE %
TABELLA N° 32 / CHART NR. 32 Athena 057115 Z 15/50			



La gamma **ATHENA** di rulli per variatori in virtù dell'accurata scelta dei materiali e alla molteplicità delle grammature proposte, rappresenta la giusta soluzione per chi ricerca una specifica taratura del proprio veicolo.



ATHENA's range of rollers, due to the accurate choice of materials and the assortment of weights, represents the right solution for those who want a perfect bike setting.



La gamme de galets de variateur **ATHENA**, grâce à la soigneuse sélection des matériaux utilisés et à la multiplicité des poids proposés, représente la véritable solution pour ceux qui cherchent un tarage optimal de sa moto.



Los rodillos para variadores **ATHENA** están fabricados con materia prima muy resistente a la fricción y permiten la correcta puesta a punto del motor.

APPLICAZIONI PER MARCA / APPLICATION BY MAKE

APPLICAZIONI / APPLICATIONS	ANNO / YEAR	ORIGINAL		ATHENA	
		Ø	GR.	Ø	GR.
AGRALE					
CITY 50				16 x 13	7,6
DAKAR 50				16 x 13	7,6
FORCE 50				16 x 13	7,6
TCHAU 50				16 x 13	7,6
APRILIA					
AMICO 50		15 x 12	6,5	16 x 13	7,6
AREA 51 LC		15 x 12	6,5	16 x 13	7,6
GULLIVER 50		15 x 12	6,5	16 x 13	7,6
GULLIVER 50 LC		15 x 12	6,5	16 x 13	7,6
HABANA 50		17 x 12	7,0	16 x 13	7,6
RALLY 50		15 x 12	6,5	16 x 13	7,6
RALLY 50 LC		15 x 12	6,5	16 x 13	7,6
SCARABEO DITECH 50		17 x 12	7,0	16 x 13	7,6
SCARABEO 50		15 x 12	6,5	16 x 13	7,6
SONIC GP		15 x 12	6,5	16 x 13	7,6
SONIC 50		15 x 12	6,5	16 x 13	7,6
SR DI TECH 50 I.E. (MOT. APRILIA)		17 x 12	7,0	16 x 13	7,6
SR DI TECH 50 (MOT. PIAGGIO)		17 x 12	7,0	16 x 13	7,6
SR NETSCAPER 50 LC		15 x 12	5,6	16 x 13	7,6
SR WWW 50		15 x 12	6,5	16 x 13	7,6
SR 50 / REPLICA ARIA		15 x 12	5,6	16 x 13	7,6
SR 50 / REPLICA LC	1994 - 1996	15 x 12	5,6	16 x 13	7,6
SR 50 / REPLICA LC	2000	17 x 12	7,0	16 x 13	7,6
SR 50 (FINO 1994 MOT. VERT.)		15 x 12	5,6	16 x 13	7,6
SR 50 LC		15 x 12	5,4	16 x 13	7,6
SR 50 RACING LC		15 x 12	5,6	16 x 13	7,6
SR 50 STEALTH LC		15 x 12	5,6	16 x 13	7,6
SCARABEO 100		15 x 12	8,5	16 x 13	11,0
ATLANTIC 125				20 x 17	14,5
HABANA 125 / CUSTOM		19 x 14	12,0	16 x 13	11,0
LEONARDO ST 125		20 x 17	8,5	20 x 17	9,0
LEONARDO 125 4T		20 x 17	8,5	20 x 17	9,0
SCARABEO 125 4T		20 x 17	8,5	20 x 17	9,0
SR 125		19 x 17	12,5	20 x 17	14,5
LEONARDO ST 150		20 x 17	9,5	20 x 17	9,0
LEONARDO 150 4T		20 x 17	9,5	20 x 17	9,0
SCARABEO 150 4T		20 x 17	9,5	20 x 17	9,0
SR 150		19 x 17	12,5	20 x 17	14,5
ATLANTIC 200 4T LC				20 x 17	14,5
LEONARDO ST 250		20 x 12	14,0	20 x 12	11,0
LEONARDO 250		20 x 12	14,0	20 x 12	11,0
ATALA					
BYTE AT 10 50				16 x 13	7,6
CAROSSELLO 50		15 x 12	7,0	16 x 13	7,6
HACKER AT12-RACING 50				16 x 13	7,6
HACKER 50		17 x 12	5,5	16 x 13	7,6
HACKER 50 LC		17 x 12	5,5	16 x 13	7,6
BENELLI					
K2 50		15 x 12	7,0	16 x 13	7,6
K2 50 LC		15 x 12	7,0	16 x 13	7,6
PEPE LX 50		15 x 12	7,0	16 x 13	7,6
PEPE 50		15 x 12	7,0	16 x 13	7,6
491 GT 50 AIR COOLED		15 x 12	6,5	16 x 13	7,6
491 NAKED 50		15 x 12	7,0	16 x 13	7,6
491 RACING 50 LC		15 x 12	7,0	16 x 13	7,6
491 RR 50 LC		15 x 12	6,8	16 x 13	7,6
491 SP 50 LC		15 x 12	6,8	16 x 13	7,6
491 SPORT 50 LC		15 x 12	7,0	16 x 13	7,6
491 ST 50		15 x 12	6,8	16 x 13	7,6
K2 100		15 x 12	8,5	16 x 13	11,0
ADIVA 125 4T					
VELVET TOURING 125 4T LC		20 x 12	9,0	20 x 17	8,5
VELVET 125 4T LC		20 x 12	9,0	20 x 17	8,5
ADIVA 150 4T				20 x 17	14,5
VELVET TOURING 150 4T LC		20 x 12	10,0	20 x 17	8,5
VELVET 150 4T LC		20 x 12	10,0	20 x 17	8,5
VELVET TOURING 250		20 x 12	14,0	20 x 12	11,0
VELVET 250 4T LC ECO		20 x 12	14,0	20 x 12	11,0
BETA					
ARK PRO RACE 50 LC		15 x 12	5,4	16 x 13	7,6
ARK SERIE K 50 LC		15 x 12	5,6	16 x 13	7,6
ARK 50		15 x 12	5,6	16 x 13	7,6
ARK 50 LC		15 x 12	5,6	16 x 13	7,6
EIKON 50 LC		15 x 12	7,0	16 x 13	7,6
QUADRA CHRONO 502 50		15 x 12	5,6	16 x 13	7,6
TEMPO 50		15 x 12	7,0	16 x 13	7,6
EIKON 125				20 x 17	9,5
EIKON 150				20 x 17	9,5
BRANDY					
JAGUAR 50				16 x 13	7,6
JT 50				16 x 13	7,6
BS VILLA					
AX 50		15 x 12	6,5	16 x 13	7,6
DIO GZ 50		15 x 12	6,8	16 x 13	7,6
DIO ZX 50		16 x 13	8,5	16 x 13	
BSV					
DIO GP 50		16 x 13	8,5	16 x 13	
DIO JX 50		16 x 13	8,5	16 x 13	7,6
DIO SP 50		16 x 13	8,5	16 x 13	
DIO SR 50		16 x 13	8,5	16 x 13	
G5 50		16 x 13	10,0	16 x 13	
Z5 50		16 x 13	10,0	16 x 13	
CAGIVA					
CITY 50		15 x 12	7,5	15 x 12	
PROGRESS 50 ARIA		17 x 12	6,0	17 x 12	
DERBI					
ATLANTIS AIR 50		17 x 12	7,0	17 x 12	
ATLANTIS LC 50		17 x 12	7,0	17 x 12	
ATLANTIS O2 50		19 x 16	6,4	16 x 13	7,6
ATLANTIS O2 BULLET 50		19 x 16	6,4	16 x 13	7,6
ATLANTIS O2 CITY 50		19 x 16	6,4	16 x 13	7,6
ATLANTIS O2 RED BULLET 50		19 x 16	6,4	16 x 13	7,6
ATLANTIS O2 TWO CHIC 50		19 x 16	6,4	16 x 13	7,6
ATLANTIS 50 EU2 2T		19 x 16	7,5	16 x 13	7,6
GP1 EURO2 50		19 x 16	6,4	16 x 13	7,6
GP1 50 LC		19 x 16	7,5	16 x 13	7,6
HUNTER / MANHATTAN 50		17 x 12	6,5	17 x 12	
PADDOCK ARIA 50		17 x 12	6,5	17 x 12	
PADDOCK LC 50		17 x 12	6,0	17 x 12	
PREDATOR ARIA 50		17 x 12	7,0	17 x 12	
PREDATOR LC 50		17 x 12	7,0	17 x 12	
VAMOS 50				16 x 13	7,6
BOULEVARD 125 EU3		19 x 17	10,5	19 x 17	
BOULEVARD 150 EU3		19 x 17	10,5	19 x 17	
BOULEVARD 200		19 x 17	10,5	19 x 17	
FANTIC					
BIG WHEEL 50		15 x 12	6,5	16 x 13	7,6
GARELLI					
PONY 50		15 x 12	6,5	15 x 12	
SR 50		15 x 12	6,5	16 x 13	7,6
GILERA					

APPLICAZIONI / APPLICATIONS	ANNO / YEAR	ORIGINAL		ATHENA	
		Ø	GR.	Ø	GR.
GILERA					
DNA GP EXPERIENCE 50		19 x 16	6,4	16 x 13	7,6
DNA 50 LC		19 x 16	7,5	16 x 13	7,6
EASY MOVING 50		16 x 13	8,5	16 x 13	7,6
ICE 50		19 x 16	7,5	16 x 13	7,6
RUNNER POGGIALI 50		19 x 16	7,5	16 x 13	7,6
RUNNER PUREJET 50		19 x 16	5,2	16 x 13	7,6
RUNNER SP 50 LC		19 x 16	7,5	16 x 13	7,6
RUNNER 50 FL		19 x 16	7,5	16 x 13	7,6
RUNNER 50 LC		19 x 16	5,2	16 x 13	7,6
STALKER 50		19 x 16	6,4	16 x 13	7,6
STORM 50		16 x 13	8,5	16 x 13	7,6
TYPHOON X / X KAT 50		16 x 13	8,5	16 x 13	7,6
TYPHOON XR 50		19 x 16	6,4	16 x 13	7,6
TYPHOON 50		16 x 13	8,5	16 x 13	7,6
DNA 125 4T		19 x 17	15,5	20 x 17	14,5
RUNNER FX 125 LC		19 x 17	12,5	20 x 17	14,5
RUNNER VX-VXR 125 4T LC		19 x 17	15,5	20 x 17	14,5
TYPHOON X/XR 125		19 x 17	12,5	20 x 17	14,5
TYPHOON 125		19 x 17	12,5	20 x 17	14,5
DNA 180		19 x 17	10,5	20 x 17	14,5
RUNNER FXR 180		20 x 17	15,5	20 x 17	14,5
RUNNER VX-VXR 180 4T		19 x 17	10,5	20 x 17	14,5
RUNNER VX-VXR 4T 200		19 x 17	10,5	20 x 17	14,5
HONDA					
DIO G / GP 50		16 x 13	8,5	16 x 13	
DIO SP 50		16 x 13	8,5	16 x 13	
DIO ZX 50		16 x 13	8,5	16 x 13	
GX 50				16 x 13	8,7
NH 50 LEAD SS / MR / MSE		18 x 14	11,0	18 x 14	
SA VISION MET-IN 50		16 x 13	8,5	16 x 13	
SA 50 VISION I / II SERIE		16 x 13	7,5	16 x 13	
SC01 50				16 x 13	8,7
SC01L 50				16 x 13	8,7
SFX 50		16 x 13	9,0	16 x 13	8,7
SGX SKY 50		16 x 13	5,0	16 x 13	8,7
SH 50	0 - 1996	18 x 14	11,0	18 x 14	
SH 50	1996 - 0	16 x 13	9,0	16 x 13	8,7
SJ 50 BALI		16 x 13	8,5	16 x 13	8,7
SR 50 DIO		16 x 13	8,5	16 x 13	
SRX 50 SHADOW		16 x 13	8,5	16 x 13	8,7
SS 50				16 x 13	8,7
SXR 50		16 x 13	9,0	16 x 13	8,7
SZX 50 X8R		16 x 13	8,5	16 x 13	8,7
SH 100		16 x 13	10,0	16 x 13	11,0
SJ 100 BALI EX		16 x 13	10,0	16 x 13	11,0
@ 125 NES LC				20 x 17	9,5
CH 125 SPACY		23 x 18	15,0	23 x 18	
DYLAN 125				20 x 17	9,5
PANTHEON 125 LC		23 x 18	15,0	23 x 18	15,0
SH 125 4T LC				20 x 17	9,5
@ 150 NES LC				20 x 17	9,5
DYLAN 150				20 x 17	9,5
PANTHEON 150 LC		23 x 18	17,0	23 x 18	15,0
SH 150 4T LC				20 x 17	9,5
CN 250 HELIX 4T		24 x 18	23,0	23 x 18	14,0
FES 250 FORESIGHT 4T LC		23 x 18	23,0	23 x 18	18,0
FORZA NSS 250				23 x 18	15,0
JAZZ 250				23 x 18	15,0
SH 300 / ABS		23 x 18	19,0	23 x 18	18,0
SILVER WING 400				28 x 19	18,0
HSC					

APPLICAZIONI / APPLICATIONS	ANNO / YEAR	ORIGINAL		ATHENA	
		Ø	GR.	Ø	GR.
SC01 50		16 x 13	8,5	16 x 13	
SC01L 50		16 x 13	8,5	16 x 13	
HYOSUNG					
CUB 50				16 x 13	7,6
SUPER CAB 50				16 x 13	7,6
ITALJET					
ADLY 50				16 x 13	7,6
BA 50 BAZOOKA 1		15 x 12	6,5	15 x 12	
CRUISE 50				16 x 13	7,6
DRAGSTER 50 LC		15 x 12	6,5	16 x 13	7,6
FORMULA 50		17 x 12	5,5	16 x 13	7,6
FORMULA 50 LC		17 x 12	5,5	16 x 13	7,6
JET SET 50				16 x 13	7,6
PISTA 2 YANKEE 50		15 x 12	6,5	16 x 13	7,6
PISTA1 50		15 x 12	6,5	15 x 12	
REPORTER 50		15 x 12	6,5	15 x 12	
SCOOP 2/3 50		15 x 12	6,5	16 x 13	7,6
TORPEDO NEW (2T) 50		19 x 16	7,5	16 x 13	7,6
TORPEDO 50		15 x 12	6,5	16 x 13	7,6
VELOCIFERO 50		17 x 12	6,0	16 x 13	7,6
DRAGSTER 125 LC		19 x 17	12,5	20 x 17	14,5
JET SET 125				20 x 17	14,5
JUPITER 125		20 x 12	9,0	20 x 17	8,5
MILLENIUM 125		20 x 12	9,0	20 x 17	8,5
TORPEDO 125 LEADER 4T		19 x 17	10,5	20 x 17	9,5
TORPEDO 125 4T				16 x 13	11,0
JET SET 150				20 x 17	14,5
JUPITER 150		20 x 12	10,0	20 x 17	8,5
MILLENIUM 150		20 x 12	10,0	20 x 17	8,5
TORPEDO 150 LEADER 4T				20 x 17	14,5
DRAGSTER 180 LC		20 x 17	15,5	20 x 17	14,5
JET SET 180				20 x 17	14,5
KL					
CLUB 50				16 x 13	7,6
RACER 50				16 x 13	7,6
KTM					
CHRONO 50		15 x 12	6,5	16 x 13	7,6
GO 50				16 x 13	7,6
K 50				16 x 13	7,6
KYMCO					
B&W 50 / EURO2		16 x 13	8,5	16 x 13	
CX 50		16 x 13	8,5	16 x 13	
CX 50 SUPER		16 x 13	8,5	16 x 13	
DINK CLASSIC EURO2 50		16 x 13	8,5	16 x 13	
DINK 50 AIR		16 x 13	8,5	16 x 13	
DINK 50 LC		16 x 13	8,5	16 x 13	
DJ 50 W		16 x 13	8,5	16 x 13	
DJ 50 X		16 x 13	8,5	16 x 13	
DJ 50 Y		16 x 13	8,5	16 x 13	
FEVER ZX EURO2 50		16 x 13	8,5	16 x 13	
FEVER ZX 50		16 x 13	8,5	16 x 13	
HEROISM 50		16 x 13	8,5	16 x 13	
KB 50		16 x 13	8,5	16 x 13	
K12 50		16 x 13	8,5	16 x 13	
PEOPLE 50		16 x 13	8,5	16 x 13	
SNIPER DD 50		16 x 13	8,5	16 x 13	
SNIPER 50		16 x 13	7,5	16 x 13	
SUPER 9 SPORT EURO2 50		16 x 13	8,5	16 x 13	
SUPER 9 50 LC		16 x 13	8,5	16 x 13	
TOP BOY 50		16 x 13	8,5	16 x 13	
VITALITY 50 2T		16 x 13	8,5	16 x 13	

APPLICAZIONI / APPLICATIONS	ANNO / YEAR	ORIGINAL Ø GR.	ATHENA Ø GR.
KYMCO			
YUP 50 / EURO2		16 x 13 8,5	16 x 13
B&W EURO2 125		20 x 15 14,5	20 x 15
B&W 125 4T LC		20 x 12 13,5	20 x 17 9,5
DINK CLASSIC 125 / EURO2		20 x 15 13,5	20 x 15
DINK LX 125 4T LC		20 x 15 13,5	20 x 17 9,5
DINK 125 4T LC		20 x 15 13,5	20 x 17 9,5
GRAND DINK 125 / EURO2		20 x 15 13,5	20 x 15
HEROISM 125 4T		18 x 14 13,0	18 x 14
MOVIE XL EURO2 125			20 x 17 9,0
MOVIE XL 125 4T			20 x 17 9,0
MOVIE 125		18 x 14 13,0	20 x 17 9,0
PEOPLE 125 EURO2		18 x 14 13,0	20 x 17 9,0
PEOPLE 125 4T		18 x 14 13,0	20 x 17 9,0
VIVIO 125		18 x 14 13,0	20 x 17 9,0
B&W 150 4T LC		20 x 15 14,5	20 x 17 9,5
DINK CLASSIC 150 / EURO2		20 x 15 14,5	20 x 15
DINK LX 150 4T LC		20 x 15 14,5	20 x 17 9,5
DINK 150 4T LC		20 x 15 14,5	20 x 17 9,5
HEROISM 150 4T		18 x 14 15,0	18 x 14
MOVIE XL EURO2 150			20 x 17 9,0
MOVIE XL 150 4T			20 x 17 9,0
PEOPLE 150 EURO2		18 x 14 15,0	20 x 17 9,0
PEOPLE 150 4T		18 x 14 15,0	20 x 17 9,0
VIVIO 150		18 x 14 15,0	20 x 17 9,0
B&W EURO2 250			23 x 18 20,0
B&W 250			23 x 18 20,0
GRAND DINK 250			23 x 18 20,0
PEOPLE 250 4T			23 x 18 20,0
YUP 250			23 x 18 20,0
LEM			
FLASH 50		15 x 12 6,5	15 x 12
GHIBLI 50		15 x 12 6,5	15 x 12
TORNADO SS1 50		15 x 12 6,5	15 x 12
M. LOTUS			
MIRAGE 50			16 x 13 7,6
MACAL			
CY STING 50			16 x 13 7,6
THUNDER 50			16 x 13 7,6
MALAGUTI			
CENTRO SL KAT 50		15 x 12 7,0	16 x 13 7,6
CENTRO SL 50		15 x 12 7,0	16 x 13 7,6
CENTRO 50 BASE		15 x 12 7,0	16 x 13 7,6
CIAK MASTER 50			16 x 13 7,6
CIAK MONO EURO 2 2.3 50			16 x 13 7,6
CIAK MONO EURO 2 50			16 x 13 7,6
CIAK TD 50			16 x 13 7,6
CIAK 50			16 x 13 7,6
CROSSER 50 CR1		17 x 12 5,5	16 x 13 7,6
F10 JET LINE 50 / KAT		15 x 12 6,5	16 x 13 7,6
F10 RESTYLING / EURO2-2.3			16 x 13 7,6
F10 RESTYLING EURO2 50		15 x 12 6,5	16 x 13 7,6
F10 RESTYLING EU1 50		15 x 12 6,5	16 x 13 7,6
F12 DIGIT 50 LC KAT			16 x 13 7,6
F12 PHANTOM EURO1 50		15 x 12 6,5	16 x 13 7,6
F12 PHANTOM EURO1 50 LC			16 x 13 7,6
F12 PHANTOM RESTYLING EU1 50		15 x 12 7,0	16 x 13 7,6
F12 PHANTOM RESTYLING EU2 50		15 x 12 6,5	15 x 12
F12 PHANTOM RESTYLING EU2 50 LC			16 x 13 7,6
F12 PHANTOM RESTYLING EU2-2.3 50			16 x 13 7,6
F12 PHANTOM RESTYLING EU2-2.3 50 LC			16 x 13 7,6
F12 PHANTOM 50		15 x 12 6,5	16 x 13 7,6

APPLICAZIONI / APPLICATIONS	ANNO / YEAR	ORIGINAL Ø GR.	ATHENA Ø GR.
F12 PHANTOM 50 KAT		15 x 12 6,5	16 x 13 7,6
F12 PHANTOM 50 LC		15 x 12 6,5	16 x 13 7,6
F12 PHANTOM 50 LC KAT			16 x 13 7,6
F12 50 PHANTOM LC TWIN DISK		15 x 12 6,5	16 x 13 7,6
F15 FIREFOX EURO2 50		15 x 12 6,5	15 x 12
F15 FIREFOX RESTYLING EURO2-2.3 50			16 x 13 7,6
F15 FIREFOX TWIN DISKS & SPECIAL 50 LC		15 x 12 6,5	16 x 13 7,6
F15 FIREFOX TWIN DISKS DIGIT 50 LC KAT			16 x 13 7,6
F15 FIREFOX 50 AC		15 x 12 6,5	15 x 12
F15 TDS RESTYLING EURO1 50 LC			16 x 13 7,6
F15 50 FIRE FOX LC / KAT		15 x 12 6,5	16 x 13 7,6
YESTERDAY-YESTERDAY EURO 50		15 x 12 6,5	16 x 13 7,6
CIAK 100		17 x 12 6,5	16 x 13 8,7
F12 100 PHANTOM		17 x 12 6,5	16 x 13 8,7
F18 WARRIOR 125			20 x 17 9,5
MADISON R RESTYLING EURO2 125		20 x 12 10,0	20 x 12
MADISON R RESTYLING 125		20 x 12 9,0	20 x 17 8,5
MADISON 125 4T LC		20 x 12 9,0	20 x 17 8,5
PHANTOM MAX 125		20 x 12 10,0	20 x 12
F18 WARRIOR 150			20 x 17 9,5
MADISON T 150 4T LC		20 x 12 10,0	20 x 17 8,5
MADISON R 180 4T LC		19 x 17 10,5	20 x 17 14,5
MADISON S RESTYLING/EU2 200		19 x 17 10,5	20 x 17 14,5
PHANTOM MAX 200		19 x 17 10,5	20 x 17 14,5
MADISON S 250 4T		20 x 12 14,0	20 x 12 11,0
MADISON K 400 / RESTYLING			26 x 13 16,0
MBK			
ACTIVE 50		15 x 12 6,5	15 x 12
BOOSTER CW L SPIRIT 50		15 x 12 6,5	16 x 13 7,6
BOOSTER CW L 50		15 x 12 6,5	16 x 13 7,6
BOOSTER CW NAKED 50		15 x 12 6,5	16 x 13 7,6
BOOSTER CW R ROAD 50		15 x 12 6,8	16 x 13 7,6
BOOSTER CW RS NG EURO1 50		15 x 12 6,8	16 x 13 7,6
BOOSTER CW RS NG 50		15 x 12 7,0	16 x 13 7,6
BOOSTER CW RSP ROCKET 50		15 x 12 7,0	16 x 13 7,6
BOOSTER CW RSX TRACK 50		15 x 12 6,8	16 x 13 7,6
BOOSTER CW SP SPIRIT EURO2 50		15 x 12 6,5	16 x 13 7,6
BOOSTER CW SPIRIT EURO2 50		15 x 12 6,5	16 x 13 7,6
BOOSTER CW SPIRIT 50		15 x 12 7,0	16 x 13 7,6
BOOSTER CW SPIRIT 50 KAT			16 x 13 7,6
BOOSTER CW 50		15 x 12 6,5	16 x 13 7,6
CR 50 Z TARGET		15 x 12 6,5	16 x 13 7,6
CS MACH G 50		15 x 12 6,8	16 x 13 7,6
CT 50 S / SS SORRISO		15 x 12 6,8	15 x 12
EW STUNT 50		15 x 12 6,5	16 x 13 7,6
HOT CHAMP 50		15 x 12 7,0	16 x 13 7,6
YA EQUALIS 50			16 x 13 7,6
YA R FORTE 50		15 x 12 7,5	16 x 13 7,6
YA TA NEW SORRISO 50	1996 - 0	15 x 12 6,5	16 x 13 7,6
YE EVOLIS 50		15 x 12 7,5	16 x 13 7,6
YH 50 FLIPPER		15 x 12 7,0	16 x 13 7,6
YH 50 FLIPPER CAT		15 x 12 6,8	16 x 13 7,6
YH 50 FLIPPER EURO2		15 x 12 6,8	16 x 13 7,6
YM 50 FIZZ		15 x 12 7,0	16 x 13 7,6
YN R OVETTO EURO1 50		15 x 12 6,8	15 x 12
YN R OVETTO EURO2 50		15 x 12 6,8	16 x 13 7,6
YN R OVETTO 50		15 x 12 6,5	16 x 13 7,6
YQ L NITRO JAGUAR 50		15 x 12 5,6	16 x 13 7,6
YQ NITRO EURO2 50		15 x 12 5,6	16 x 13 7,6
YQ NITRO 50 LC / CAT		15 x 12 5,6	16 x 13 7,6
BOOSTER YW 100		15 x 12 8,5	20 x 17 8,5

APPLICAZIONI / APPLICATIONS MBK	ANNO / YEAR	ORIGINAL		ATHENA	
		Ø	GR.	Ø	GR.
YN OVETTO 100		15 x 12	8,5	16 x 13	11,0
YQ NITRO 100		15 x 12	8,3	16 x 13	11,0
XC T FLAME / K FLAME R 125 4T		20 x 12	14,0	20 x 12	
XN DOODO 125 4T LC		20 x 12	9,0	20 x 17	8,5
XQ THUNDER 125 4T LC		20 x 12	9,0	20 x 17	8,5
YP SKYLINER 125 4T	1998 - 2001	20 x 12	9,0	20 x 17	8,5
YP SKYLINER 125 4T	2002	20 x 12	10,0	20 x 17	8,5
XC VERTEX 150		20 x 12	14,0	20 x 12	
XN DOODO 150 4T LC		20 x 12	10,0	20 x 17	8,5
XQ THUNDER 150 4T LC		20 x 12	10,0	20 x 17	8,5
YP SKYLINER 150 4T		20 x 12	10,0	20 x 17	8,5
XN DOODO 180				20 x 17	8,5
YP E SKYLINER 180				20 x 17	8,5
YP SKYLINER 250 4T		20 x 12	14,0	20 x 12	11,0
MOTRON					
STING 50		15 x 12	6,5	16 x 13	7,6
SYNCR0 50		15 x 12	6,5	16 x 13	7,6
THUNDER 50		15 x 12	6,5	16 x 13	7,6
PEUGEOT					
BUXY 50		16 x 13	9,0	16 x 13	7,6
ELYSEO 50		16 x 13	9,0	16 x 13	7,6
ELYSTAR 50 TSDI				16 x 13	7,6
LOOXOR 50		16 x 13	9,0	16 x 13	7,6
LOOXOR 50 TSDI				16 x 13	7,6
METAL-X 50		16 x 13	9,0	16 x 13	7,6
SC 50 METROPOLIS LM				16 x 13	7,6
SPEEDAKE 50		16 x 13	9,0	16 x 13	7,6
SPEEDFIGHT 50		16 x 13	9,0	16 x 13	7,6
SPEEDFIGHT 50 KAT		16 x 13	9,0	16 x 13	7,6
SPEEDFIGHT 50 LC		16 x 13	9,0	16 x 13	7,6
SQUAB 50		16 x 13	9,0	16 x 13	7,6
ST 50 RAPIDO/L / L2 / 3		16 x 13	7,5	16 x 13	
SV 50 GEO		16 x 13	8,5	16 x 13	8,7
TREKKER 50 / ROAD		16 x 13	9,0	16 x 13	7,6
VIVACITY SERIE SPECIALI 50		16 x 13	9,0	16 x 13	7,6
VIVACITY 50		16 x 13	9,0	16 x 13	7,6
VIVACITY 50 KAT		16 x 13	9,0	16 x 13	7,6
X-FIGHT 50		16 x 13	9,0	16 x 13	7,6
X-FIGHT 50 LC		16 x 13	9,0	16 x 13	7,6
X-RACE 50		16 x 13	9,0	16 x 13	7,6
ZENITH 50 LN / LS / N		16 x 13	8,5	16 x 13	7,6
ELYSEO 100	1999	19 x 14	8,8	16 x 13	9,0
ELYSEO 100	2000 - 2001	19 x 14	8,8	16 x 13	11,0
LOOXOR 100		19 x 14	8,8	16 x 13	11,0
SPEEDFIGHT 100	1997 - 2000	19 x 14	8,8	16 x 13	9,0
SPEEDFIGHT 100	2001 - 2004	19 x 14	8,8	16 x 13	11,0
SV 100 L				16 x 13	11,0
TREKKER 100		19 x 14	8,8	16 x 13	9,0
VIVACITY 100	1999	19 x 14	8,8	16 x 13	9,0
VIVACITY 100	2000 - 2001	19 x 14	8,8	16 x 13	11,0
X-FIGHT 100		19 x 14	8,8	16 x 13	11,0
ELYSEO 125 4T LC				20 x 17	8,5
ELYSTAR 125				20 x 17	8,5
JET FORCE COMPRESSOR 125				20 x 17	8,5
PIAGGIO					
BIG MAX 50 / SPORT		16 x 13	8,5	16 x 13	6,5
COMET 50		16 x 13	8,5	16 x 13	
STAR II 50		16 x 13	8,5	16 x 13	
STAR 50		16 x 13	8,5	16 x 13	
DIESSIS 50					
DIESSIS 50		19 x 16	7,5	16 x 13	7,6

APPLICAZIONI / APPLICATIONS	ANNO / YEAR	ORIGINAL		ATHENA	
		Ø	GR.	Ø	GR.
FLY 50 2T		19 x 16	7,5	16 x 13	7,6
FLY 50 4T		19 x 16	6,4	16 x 13	7,6
FREE DELIVERY 50		19 x 16	6,4	16 x 13	7,6
FREE 50		16 x 13	8,5	16 x 13	7,6
FREE 50 FL	1995 - 2001	16 x 13	8,5	16 x 13	7,6
FREE 50 FL	2002	19 x 16	6,4	16 x 13	7,6
LIBERTY 50		19 x 16	6,4	16 x 13	7,6
LIBERTY 50 PTT EU2 2T		19 x 16	7,5	16 x 13	7,6
LIBERTY 50 RST 2T		19 x 16	7,5	16 x 13	7,6
LIBERTY 50 RST 4T		19 x 16	6,4	16 x 13	7,6
LIBERTY 50 4T		19 x 16	6,4	16 x 13	7,6
NRG MC3 50 AIR	2001	19 x 16	6,4	16 x 13	7,6
NRG MC3 50 AIR	2002	19 x 16	7,5	16 x 13	7,6
NRG POWER DD 50		19 x 16	6,4	16 x 13	7,6
NRG POWER PUREJET 50		19 x 16	6,4	16 x 13	7,6
NRG PUREJET 50		19 x 16	6,4	16 x 13	7,6
NRG 50 / RST MC2 LC	1996 - 1997	16 x 13	7,0	16 x 13	7,6
NRG 50 / RST MC2 LC	1998	19 x 16	6,4	16 x 13	7,6
NRG 50 EXTREME		19 x 16	6,4	16 x 13	7,6
NRG 50 EXTREME LC		19 x 16	6,4	16 x 13	7,6
NRG 50 LC		16 x 13	8,5	16 x 13	7,6
NRG 50 MC3 DD LC	2001	19 x 16	6,4	16 x 13	7,6
NRG 50 MC3 DD LC	2002	19 x 16	7,5	16 x 13	7,6
NTT 50 LC		16 x 13	8,5	16 x 13	7,6
QUARTZ 50		16 x 13	8,5	16 x 13	7,6
SFERA 50 / BASE		16 x 13	8,5	16 x 13	
SFERA 50 MAQUILLAGE 2		16 x 13	8,5	16 x 13	7,6
SFERA 50 RST		16 x 13	8,5	16 x 13	7,6
TYPHOON 5 KAT ARIA		19 x 16	7,5	16 x 13	7,6
VESPA ET4 50 ARIA		19 x 16	6,4	16 x 13	7,6
VESPA LX 50 2T		19 x 16	7,5	16 x 13	7,6
VESPA LX 50 4T		19 x 16	6,4	16 x 13	7,6
VESPA 50 ET2 - CARBURATORE	0 - 4	16 x 13	8,5	16 x 13	7,6
VESPA 50 ET2 - CARBURATORE	5 - 0	19 x 16	7,5	16 x 13	7,6
VESPA 50 ET2 I.E.		19 x 16	7,5	16 x 13	7,6
ZIP & ZIP 50 BIMODALE		16 x 13	8,5	16 x 13	7,6
ZIP BASE 50		16 x 13	8,5	16 x 13	7,6
ZIP EURO1 50		19 x 16	7,5	16 x 13	7,6
ZIP FAST RAIDER RST 50		16 x 13	8,5	16 x 13	7,6
ZIP FAST RAIDER 50		16 x 13	8,5	16 x 13	7,6
ZIP RST 50 AIR		16 x 13	8,5	16 x 13	7,6
ZIP 50 H2O / SP	1996 - 2000	16 x 13	7,0	16 x 13	7,6
ZIP 50 H2O / SP	2001 - 2004	19 x 16	6,4	16 x 13	7,6
ZIP 50 4T		19 x 16	6,4	16 x 13	7,6
SFERA 75				16 x 13	7,6
BEVERLY 125	2001	19 x 17	10,5	20 x 17	14,5
BEVERLY 125	2002	19 x 17	15,5	20 x 17	14,5
BEVERLY 125 RST		19 x 17	15,5	20 x 17	14,5
FLY 125		19 x 17	10,5	19 x 17	
HEXAGON LX4 125 4T		19 x 14	12,0	16 x 13	11,0
HEXAGON 125 LX 2T LC		19 x 17	12,5	20 x 17	14,5
HEXAGON 125 2T LC		19 x 17	12,5	20 x 17	14,5
LIBERTY 125 RST / PTT		19 x 17	10,5	19 x 17	
LIBERTY 125 4T	1998 - 2000	19 x 14	12,0	16 x 13	11,0
LIBERTY 125 4T	2000 - 2002	19 x 17	10,5	20 x 17	14,5
SFERA 125 4T LC		19 x 14	12,0	16 x 13	11,0
SKIPPER 125 2T / LX		19 x 17	12,5	20 x 17	14,5
SKIPPER 125 4T		19 x 17	10,5	20 x 17	14,5
SUPER HEXAGON GTX 125 4T		19 x 17	15,5	20 x 17	14,5
VESPA GRANTURISMO/EU3 125		19 x 17	15,5	20 x 17	14,5
VESPA LX 125		19 x 17	10,5	19 x 17	

APPLICAZIONI / APPLICATIONS	ANNO / YEAR	ORIGINAL		ATHENA	
		Ø	GR.	Ø	GR.
PIAGGIO					
VESPA 125 ET4		19 x 17	10,5	20 x 17	14,5
X8 125		19 x 17	15,5	20 x 17	14,5
X9 EVOLUTION 125 EU3		19 x 17	15,5	20 x 17	14,5
X9 125 4T		19 x 17	15,5	20 x 17	14,5
ZIP 125		19 x 17	10,5	20 x 17	14,5
HEXAGON 150 2T		19 x 17	12,5	20 x 17	14,5
LIBERTY 150 4T (LEADER E.G.)		19 x 17	10,5	20 x 17	14,5
SKIPPER 150 2T / LX		19 x 17	12,5	20 x 17	14,5
SKIPPER 150 4T		19 x 17	10,5	20 x 17	14,5
VESPA ET4 150 4T		19 x 17	10,5	20 x 17	14,5
VESPA LX 150		19 x 17	10,5	19 x 17	
HEXAGON 180 LXT		20 x 17	15,5	20 x 17	14,5
SUPER HEXAGON GTX 180 4T		19 x 17	10,5	20 x 17	14,5
X9 AMALFI 180 4T LC		19 x 17	10,5	20 x 17	14,5
BEVERLY 200 4T		19 x 17	10,5	20 x 17	14,5
LIBERTY 200 RST / EURO3		19 x 17	10,5	19 x 17	
VESPA GRANTURISMO/EU3 200		19 x 17	10,5	20 x 17	14,5
X8 200		19 x 17	10,5	20 x 17	14,5
X9 EVOLUTION 200		19 x 17	10,5	19 x 17	
X9 200		19 x 17	10,5	20 x 17	14,5
HEXAGON GT 250		24 x 18	23,0	23 x 18	14,0
SUPER HEXAGON GTX 250		24 x 18	23,0	23 x 18	14,0
X9 250				23 x 18	18,0
BEVERLY 500	0 - 5			25 x 22	20,0
X9 EVOLUTION 500 / ABS	0 - 5			25 x 22	20,0
X9 500	0 - 5			25 x 22	20,0
RIZZATO					
VAMOS 50		17 x 12	6,5	16 x 13	7,6
SACHS					
GIPSY 50				16 x 13	7,6
HERCULES LIMBO 50				16 x 13	7,6
SPEEDFIGHT 50				16 x 13	7,6
SQUAB 50				16 x 13	7,6
SR 50				16 x 13	7,6
SIAM					
FALKOM 50				16 x 13	7,6
S CROSS 50				16 x 13	7,6
SUNDOWN					
AKROS 50				16 x 13	7,6
ERGON 50				16 x 13	7,6
PALIO 50				16 x 13	7,6
SUPER FIFTY 50				16 x 13	7,6
SUZUKI					
AH 50 ADDRESS		17 x 12	6,5	16 x 13	7,6
AJ 50 ZZ SEPIA S		17 x 12	6,5	16 x 13	7,6
AP 50		17 x 12	6,5	16 x 13	7,6
AY 50 AIR		17 x 12	6,5	16 x 13	7,6
AY 50 KATANA		17 x 12	6,5	16 x 13	7,6
AY 50 KATANA LC / R		17 x 12	6,5	16 x 13	7,6
SEPIA 50		17 x 12	6,5	16 x 13	7,6
TR 50 S STREET MAGIC		17 x 12	6,5	17 x 12	
UF ESTILETE 50		17 x 12	6,5	16 x 13	7,6
UX ZILLION 50 LC		17 x 12	6,5	16 x 13	7,6
AH 100 ADDRESS		17 x 12	6,5	17 x 12	
EPICURO 125 4T LC				20 x 17	9,5
UH BURGMAN 125				20 x 17	9,5
EPICURO 150 4T LC				20 x 17	9,5
UH BURGMAN 150				20 x 17	9,5
AN BURGMAN 250 4T LC	0 - 2000	24 x 18	31,0	23 x 18	15,0
AN BURGMAN 250 4T LC	2001 - 0	24 x 18	23,0	23 x 18	15,0
AN BURGMAN 400 4T LC		26 x 13	21,0	26 x 13	16,0

APPLICAZIONI / APPLICATIONS	ANNO / YEAR	ORIGINAL		ATHENA	
		Ø	GR.	Ø	GR.
TGB					
AKROS 50				16 x 13	7,6
ERGON 50				16 x 13	7,6
PALIO 50				16 x 13	7,6
YAMAHA					
BW'S BUMP 50		15 x 12	6,8	16 x 13	7,6
BW'S NAKED 50		15 x 12	6,5	16 x 13	7,6
BW'S NEXT GENERATION 50		15 x 12	7,0	16 x 13	7,6
BW'S NEXT GENERATION 50 KAT		15 x 12	6,5	16 x 13	7,6
BW'S ORIGINAL EURO2 50		15 x 12	6,5	16 x 13	7,6
BW'S ORIGINAL 50 / SPY		15 x 12	6,5	16 x 13	7,6
BW'S R 50		15 x 12	6,5	16 x 13	7,6
CR Z TARGET 50		15 x 12	6,5	16 x 13	7,6
CS JOG R 50		15 x 12	6,5	16 x 13	7,6
CS 50 JOG R EURO2		15 x 12	6,5	16 x 13	7,6
CT 50 SUPER SPORT		15 x 12	6,5	15 x 12	
CW BW'S ORIGINAL EURO2 50		15 x 12	6,5	16 x 13	7,6
CW L BW'S 50		15 x 12	6,5	16 x 13	7,6
CW SP BW'S ORIGINAL EURO2 50		15 x 12	6,5	16 x 13	7,6
CW 50 RS SPY		15 x 12	7,0	16 x 13	7,6
EW SLIDER 50		15 x 12	6,5	16 x 13	7,6
JOG ER 50		15 x 12	6,5	16 x 13	7,6
JOG 50		15 x 12	6,5	16 x 13	7,6
VINO 50				16 x 13	7,6
XC BELUGA 50		15 x 12	7,0	15 x 12	
YA R AXIS 50		15 x 12	6,5	16 x 13	7,6
YA ZA JOG Z 50		15 x 12	6,5	16 x 13	7,6
YE ZEST 50		15 x 12	7,5	16 x 13	7,6
YH WHY 50		15 x 12	6,5	16 x 13	7,6
YH 50 WHY EURO1		15 x 12	6,5	16 x 13	7,6
YH 50 WHY EURO2		15 x 12	6,5	16 x 13	7,6
YM 50 BREEZE		15 x 12	7,0	16 x 13	7,6
YN R NEO'S 50 / OVETTO		15 x 12	6,5	16 x 13	7,6
YN 50 NEO'S EURO2		15 x 12	6,5	16 x 13	7,6
YQ AEROX 50 LC		15 x 12	5,6	16 x 13	7,6
YQ L AEROX EURO2 50		15 x 12	5,6	16 x 13	7,6
YW50 ZUMA 50		15 x 12	6,5	16 x 13	7,6
BW'S 100		15 x 12	8,5	16 x 13	11,0
YN NEO'S 100		15 x 12	8,5	16 x 13	11,0
YQ AEROX 100		15 x 12	8,5	16 x 13	11,0
XC CYGNUS 125 4T	1995	20 x 12	14,0	20 x 12	
XC CYGNUS 125 4T	1997 - 2000	20 x 12	9,0	20 x 17	8,5
XN TEO'S 125 4T LC		20 x 12	9,0	20 x 17	8,5
XQ MAXTER 125 4T LC		20 x 12	9,0	20 x 17	8,5
YP MAJESTY 125 4T		20 x 12	9,0	20 x 17	8,5
XC 150 FLY ONE R		20 x 12	14,0	20 x 12	
XN TEO'S 150 4T LC		20 x 12	10,0	20 x 17	8,5
XQ MAXTER 150 4T LC		20 x 12	10,0	20 x 17	8,5
YP MAJESTY 150 4T LC		20 x 12	10,0	20 x 17	8,5
YP 180 E MAJESTY				20 x 17	8,5
YP 250 MAJESTY 4T LC / DX / ABS		20 x 12	14,0	20 x 12	11,0
YP 400 MAJESTY / ABS				25 x 15	12,0
XP T-MAX 500 / ABS				25 x 15	18,0

	ATHENA#	Descrizione	PZ. PCS.		ATHENA#	Descrizione	PZ. PCS.	
Ø 15,0 x 12,0	S41000030P014	Rulli variatore Ø 15x12 - gr. 1,5	6	25,0 14,9	S41000030P107	Rulli variatore Ø 25x14,9 - gr. 12	8	
	S41000030P013	Rulli variatore Ø 15x12 - gr. 1,7	6		S41000030P108	Rulli variatore Ø 25x14,9 - gr. 14	8	
	S41000030P012	Rulli variatore Ø 15x12 - gr. 1,9	6		S41000030P109	Rulli variatore Ø 25x14,9 - gr. 16	8	
	S41000030P011	Rulli variatore Ø 15x12 - gr. 2,1	6		S41000030P110	Rulli variatore Ø 25x14,9 - gr. 18	8	
	S41000030P010	Rulli variatore Ø 15x12 - gr. 2,2	6		S41000030P111	Rulli variatore Ø 25x14,9 - gr. 20	8	
	S41000030P009	Rulli variatore Ø 15x12 - gr. 2,4	6	Ø 20,0 x 15,0	S41000030P105	Rulli variatore Ø 20x15 - gr. 11,5	6	
	S41000030P001	Rulli variatore Ø 15x12 - gr. 3,5	6		S41000030P106	Rulli variatore Ø 20x15 - gr. 12,5	6	
	S41000030P086	Rulli variatore Ø 15x12 - gr. 4	6		S41000030P051	Rulli variatore Ø 20x15 - gr. 13,5	6	
	S41000030P087	Rulli variatore Ø 15x12 - gr. 4,5	6		S41000030P050	Rulli variatore Ø 20x15 - gr. 14,5	6	
	S41000030P003	Rulli variatore Ø 15x12 - gr. 5	6		Ø 19,0 x 15,5	S41000030P083	Rulli variatore Ø 19x15,5 - gr. 3,5	6
	S41000030P085	Rulli variatore Ø 15x12 - gr. 5,6	6	S41000030P084		Rulli variatore Ø 19x15,5 - gr. 4	6	
	S41000030P004	Rulli variatore Ø 15x12 - gr. 6	6	S41000030P034		Rulli variatore Ø 19x15,5 - gr. 4,6	6	
	S41000030P005	Rulli variatore Ø 15x12 - gr. 6,5	6	S41000030P035		Rulli variatore Ø 19x15,5 - gr. 5,2	6	
	S41000030P088	Rulli variatore Ø 15x12 - gr. 7	6	S41000030P036		Rulli variatore Ø 19x15,5 - gr. 5,8	6	
	S41000030P006	Rulli variatore Ø 15x12 - gr. 7,5	6	S41000030P037	Rulli variatore Ø 19x15,5 - gr. 6,4	6		
	S41000030P089	Rulli variatore Ø 15x12 - gr. 8	6	S41000030P038	Rulli variatore Ø 19x15,5 - gr. 7	6		
	S41000030P007	Rulli variatore Ø 15x12 - gr. 8,5	6	S41000030P039	Rulli variatore Ø 19x15,5 - gr. 7,6	6		
	Ø 17,0 x 12,0	S41000030P095	Rulli variatore Ø 17x12 - gr. 5	6	Ø 19,0 x 17,0	S41000030P033	Rulli variatore Ø 19x15,5 - gr. 8,5	6
		S41000030P096	Rulli variatore Ø 17x12 - gr. 5,5	6		S41000030P042	Rulli variatore Ø 19x17 - gr. 10,6	6
		S41000030P097	Rulli variatore Ø 17x12 - gr. 6	6		S41000030P040	Rulli variatore Ø 19x17 - gr. 11,5	6
S41000030P098		Rulli variatore Ø 17x12 - gr. 6,5	6	S41000030P041		Rulli variatore Ø 19x17 - gr. 12,5	6	
S41000030P099		Rulli variatore Ø 17x12 - gr. 7	6	S41000030P043		Rulli variatore Ø 19x17 - gr. 13,5	6	
Ø 20,0 x 12,0	S41000030P100	Rulli variatore Ø 17x12 - gr. 7,5	6	Ø 20,0 x 17,0	S41000030P044	Rulli variatore Ø 19x17 - gr. 15,5	6	
	S41000030P079	Rulli variatore Ø 20x12 - gr. 10	6		S41000030P057	Rulli variatore Ø 20x17 - gr. 10,5	6	
	S41000030P081	Rulli variatore Ø 20x12 - gr. 10	8		S41000030P058	Rulli variatore Ø 20x17 - gr. 11,5	6	
	S41000030P074	Rulli variatore Ø 20x12 - gr. 11	8		S41000030P059	Rulli variatore Ø 20x17 - gr. 12,5	6	
	S41000030P047	Rulli variatore Ø 20x12 - gr. 11	6		S41000030P060	Rulli variatore Ø 20x17 - gr. 13,5	6	
	S41000030P075	Rulli variatore Ø 20x12 - gr. 12	8	S41000030P056	Rulli variatore Ø 20x17 - gr. 14,5	6		
	S41000030P046	Rulli variatore Ø 20x12 - gr. 12	6	S41000030P052	Rulli variatore Ø 20x17 - gr. 15,5	6		
	S41000030P076	Rulli variatore Ø 20x12 - gr. 13	8	S41000030P054	Rulli variatore Ø 20x17 - gr. 8,5	6		
	S41000030P048	Rulli variatore Ø 20x12 - gr. 13	6	S41000030P055	Rulli variatore Ø 20x17 - gr. 9	6		
	S41000030P045	Rulli variatore Ø 20x12 - gr. 14	6	S41000030P053	Rulli variatore Ø 20x17 - gr. 9,5	6		
Ø 16,0 x 13,0	S41000030P077	Rulli variatore Ø 20x12 - gr. 14	8	Ø 20,9 x 17,0	S41000030P123	Rulli variatore Ø 20,9x17 - gr. 10	6	
	S41000030P078	Rulli variatore Ø 20x12 - gr. 9	6		S41000030P122	Rulli variatore Ø 20,9x17 - gr. 9	6	
	S41000030P080	Rulli variatore Ø 20x12 - gr. 9	8	Ø 25,0 x 17,0	S41000030P125	Rulli variatore Ø 25x17 - gr. 15	8	
	S41000030P022	Rulli variatore Ø 16x13 - gr. 10	6		S41000030P126	Rulli variatore Ø 25x17 - gr. 16	8	
	S41000030P031	Rulli variatore Ø 16x13 - gr. 11	6		S41000030P127	Rulli variatore Ø 25x17 - gr. 17	8	
	S41000030P029	Rulli variatore Ø 16x13 - gr. 2	6	Ø 23,0 x 18,0	S41000030P066	Rulli variatore Ø 23x18 - gr. 10	6	
	S41000030P028	Rulli variatore Ø 16x13 - gr. 2,2	6		S41000030P067	Rulli variatore Ø 23x18 - gr. 11	6	
	S41000030P027	Rulli variatore Ø 16x13 - gr. 2,4	6		S41000030P068	Rulli variatore Ø 23x18 - gr. 12	6	
	S41000030P026	Rulli variatore Ø 16x13 - gr. 2,6	6		S41000030P069	Rulli variatore Ø 23x18 - gr. 13	6	
	S41000030P025	Rulli variatore Ø 16x13 - gr. 2,8	6		S41000030P063	Rulli variatore Ø 23x18 - gr. 14	6	
S41000030P024	Rulli variatore Ø 16x13 - gr. 2,9	6	S41000030P061	Rulli variatore Ø 23x18 - gr. 15	6			
S41000030P023	Rulli variatore Ø 16x13 - gr. 3	6	S41000030P062	Rulli variatore Ø 23x18 - gr. 16	6			
S41000030P091	Rulli variatore Ø 16x13 - gr. 3,5	6	S41000030P064	Rulli variatore Ø 23x18 - gr. 18	6			
S41000030P092	Rulli variatore Ø 16x13 - gr. 4	6	S41000030P065	Rulli variatore Ø 23x18 - gr. 23	6			
S41000030P015	Rulli variatore Ø 16x13 - gr. 4,5	6	Ø 24,0 x 18,0	S41000030P071	Rulli variatore Ø 24x18 - gr. 23	6		
S41000030P017	Rulli variatore Ø 16x13 - gr. 5	6		S41000030P070	Rulli variatore Ø 24x18 - gr. 31	6		
S41000030P018	Rulli variatore Ø 16x13 - gr. 5,5	6	Ø 28,0 x 19,9	S41000030P128	Rulli variatore Ø 28x19,9 - gr. 18	8		
S41000030P016	Rulli variatore Ø 16x13 - gr. 6	6		S41000030P129	Rulli variatore Ø 28x19,9 - gr. 21	8		
S41000030P019	Rulli variatore Ø 16x13 - gr. 6,5	6	Ø 25,0 x 22,2	S41000030P112	Rulli variatore Ø 25x22,2 - gr. 20	6		
S41000030P093	Rulli variatore Ø 16x13 - gr. 7	6		S41000030P113	Rulli variatore Ø 25x22,2 - gr. 22	6		
S41000030P020	Rulli variatore Ø 16x13 - gr. 7,5	6		S41000030P114	Rulli variatore Ø 25x22,2 - gr. 24	6		
S41000030P094	Rulli variatore Ø 16x13 - gr. 8	6		S41000030P115	Rulli variatore Ø 25x22,2 - gr. 26	6		
S41000030P030	Rulli variatore Ø 16x13 - gr. 8,5	6		S41000030P116	Rulli variatore Ø 25x22,2 - gr. 28	6		
S41000030P021	Rulli variatore Ø 16x13 - gr. 9	6	S41000030P117	Rulli variatore Ø 25x22,2 - gr. 30	6			
S41000030P032	Rulli variatore Ø 16x13 - gr. 9,5	6						
Ø 26,0 x 13,0	S41000030P118	Rulli variatore Ø 26x13 - gr. 15	8					
	S41000030P119	Rulli variatore Ø 26x13 - gr. 16	8					
	S41000030P120	Rulli variatore Ø 26x13 - gr. 21	8					
Ø 18,0 x 14,0	S41000030P102	Rulli variatore Ø 18x14 - gr. 11	6					
	S41000030P103	Rulli variatore Ø 18x14 - gr. 13	6					
	S41000030P104	Rulli variatore Ø 18x14 - gr. 15	6					
	S41000030P101	Rulli variatore Ø 18x14 - gr. 9,5	6					
Ø 19,0 x 14,0	S41000030P121	Rulli variatore Ø 19x14 - gr. 12	6					

	ATHENA#	GR.	PZ. PCS.		ATHENA#	GR.	PZ. PCS.
Ø 15,0 x 12,0	S41000030P014	1,5	6	Ø 20,0 x 15,0	S41000030P079	10	6
	S41000030P013	1,7	6		S41000030P074	11	8
	S41000030P012	1,9	6		S41000030P047	11	6
	S41000030P011	2,1	6		S41000030P075	12	8
	S41000030P010	2,2	6		S41000030P046	12	6
	S41000030P009	2,4	6		S41000030P076	13	8
	S41000030P001	3,5	6		S41000030P048	13	6
	S41000030P086	4	6		S41000030P045	14	6
	S41000030P087	4,5	6		S41000030P077	14	8
	S41000030P003	5	6		S41000030P078	9	6
	S41000030P085	5,6	6		S41000030P080	9	8
	S41000030P004	6	6		S41000030P105	11,5	6
	S41000030P005	6,5	6		S41000030P106	12,5	6
	S41000030P088	7	6		S41000030P051	13,5	6
	S41000030P006	7,5	6		S41000030P050	14,5	6
S41000030P089	8	6	Ø 20,0 x 17,0	S41000030P057	10,5	6	
S41000030P007	8,5	6		S41000030P058	11,5	6	
Ø 16,0 x 13,0	S41000030P022	10		6	S41000030P059	12,5	6
	S41000030P031	11		6	S41000030P060	13,5	6
	S41000030P029	2		6	S41000030P056	14,5	6
	S41000030P028	2,2		6	S41000030P052	15,5	6
	S41000030P027	2,4	6	S41000030P054	8,5	6	
	S41000030P026	2,6	6	S41000030P055	9	6	
	S41000030P025	2,8	6	S41000030P053	9,5	6	
	S41000030P024	2,9	6	Ø 20,9 x 17,0	S41000030P123	.10	6
	S41000030P023	3	6		S41000030P122	.9	6
	S41000030P091	3,5	6	Ø 23,0 x 18,0	S41000030P066	10	6
	S41000030P092	4	6		S41000030P067	11	6
	S41000030P015	4,5	6		S41000030P068	12	6
	S41000030P017	5	6		S41000030P069	13	6
	S41000030P018	5,5	6		S41000030P063	14	6
	S41000030P016	6	6		S41000030P061	15	6
S41000030P019	6,5	6	S41000030P062	16	6		
S41000030P093	7	6	S41000030P064	18	6		
S41000030P020	7,5	6	S41000030P065	23	6		
S41000030P094	8	6	Ø 24,0 x 18,0	S41000030P071	23	6	
S41000030P030	8,5	6		S41000030P070	31	6	
S41000030P021	9	6	Ø 25,0 x 14,9	S41000030P107	.12	8	
S41000030P032	9,5	6		S41000030P108	.14	8	
S41000030P095	5	6		S41000030P109	.16	8	
Ø 17,0 x 12,0	S41000030P096	5,5	6	S41000030P110	.18	8	
	S41000030P097	6	6	S41000030P111	.20	8	
	S41000030P098	6,5	6	Ø 25,0 x 17,0	S41000030P125	15	8
	S41000030P099	7	6		S41000030P126	16	8
	S41000030P100	7,5	6		S41000030P127	17	8
Ø 18,0 x 14,0	S41000030P102	11	6	Ø 25,0 x 22,2	S41000030P112	.20	6
	S41000030P103	13	6		S41000030P113	.22	6
	S41000030P104	15	6		S41000030P114	.24	6
	S41000030P101	9,5	6		S41000030P115	.26	6
S41000030P121	12	6	S41000030P116		.28	6	
Ø 19,0 x 14,0 Ø 19,0 x 15,5	S41000030P083	.3,5	6		S41000030P117	.30	6
	S41000030P084	.4	6	Ø 26,0 x 13,0	S41000030P118	15	8
	S41000030P034	.4,6	6		S41000030P119	16	8
	S41000030P035	.5,2	6		S41000030P120	21	8
	S41000030P036	.5,8	6	Ø 28,0 x 19,9	S41000030P128	.18	8
	S41000030P037	.6,4	6		S41000030P129	.21	8
	S41000030P038	.7	6				
	S41000030P039	.7,6	6				
	S41000030P033	.8,5	6				
	Ø 19,0 x 17,0	S41000030P042	10,6	6			
		S41000030P040	11,5	6			
		S41000030P041	12,5	6			
		S41000030P043	13,5	6			
	S41000030P044	15,5	6				
	Ø 20,0 x 12,0	S41000030P081	10	8			



Le molle di contrasto sono ideali come ricambio del vostro variatore originale e rappresentano il naturale completamento dei variatori **ATHENA**. Queste vengono fornite in differenti colori che indicano la resistenza elastica applicata in Kg.



The **ATHENA** springs are perfect as original spare for your variator and suit perfectly the Athena ones. They are provided in different colours, indicating in kilograms the applied elastic strength.



Les ressorts **ATHENA** sont idéaux comme pièces rechange de votre variateur origine, et mieux encore des variateurs Athena. Ils sont fournis en différentes couleurs, exprimant en Kg la résistance élastique appliquée.



Ideal como recambio de su variador original. Las muelles son suministradas en diferente colores que indican el contraste aplicado en Kg.

APPLICAZIONI / APPLICATIONS	ANNO/ YEAR	ATHENA #	APPLICAZIONI / APPLICATIONS	ANNO/ YEAR	ATHENA #
AGRALE					070196
50 cc. CITY 50		080096	50 cc. CAROSELLO 50		080096
		081096			081096
		070196			070196
50 cc. DAKAR 50		080096	50 cc. HACKER AT12-RACING 50		080096
		081096			081096
		070196			070196
50 cc. FORCE 50		080096	BENELLI		
		081096	50 cc. K2 50	1998 - 2001	080096
		070196		1998 - 2001	081096
50 cc. TCHAU 50		080096		1998 - 2001	070196
		081096	50 cc. K2 50 LC	1998 - 2001	080096
		070196		1998 - 2001	081096
APRILIA				1998 - 2001	070196
50 cc. AMICO 50	1996 - 1998	070196	50 cc. PEPE 50	1999 - 2001	080096
	1996 - 1998	080096		1999 - 2001	081096
	1996 - 1998	081096		1999 - 2001	070196
50 cc. AREA 51 LC	1998 - 2000	080096	50 cc. 491 GT 50 AIR COOLED	1998 - 1999	080096
	1998 - 2000	081096		1998 - 1999	081096
	1998 - 2000	070196		1998 - 1999	070196
50 cc. GULLIVER 50		080096	50 cc. 491 NAKED 50	2002	080096
		081096		2002	081096
		070196		2002	070196
50 cc. GULLIVER 50 LC		080096	50 cc. 491 RACING 50 LC	1998 - 1999	080096
		081096		1998 - 1999	081096
		070196		1998 - 1999	070196
50 cc. RALLY 50	1995 - 2002	080096	50 cc. 491 RR 50 LC	1999 - 2001	080096
	1995 - 2002	081096		1999 - 2001	081096
	1995 - 2002	070196		1999 - 2001	070196
50 cc. RALLY 50 LC	1996 - 1999	080096	50 cc. 491 SP 50 LC	1999	080096
	1996 - 1999	081096		1999	081096
	1996 - 1999	070196		1999	070196
50 cc. SCARABEO 50	1993 - 2002	080096	50 cc. 491 SPORT 50 LC	1998 - 1999	080096
	1993 - 2002	081096		1998 - 1999	081096
	1993 - 2002	070196		1998 - 1999	070196
50 cc. SONIC GP	1998 - 2001	080096	50 cc. 491 ST 50	1999 - 2001	070196
	1998 - 2001	081096		1999 - 2001	080096
	1998 - 2001	070196		1999 - 2001	081096
50 cc. SONIC 50	1998 - 2002	080096	BETA		
	1998 - 2002	081096	50 cc. ARK PRO RACE 50 LC		080096
	1998 - 2002	070196			081096
50 cc. SR NETSCAPER 50 LC		080096			070196
		081096	50 cc. ARK SERIE K 50 LC	1998 - 2003	080096
		070196		1998 - 2003	081096
50 cc. SR WWW 50		080096		1998 - 2003	070196
		081096	50 cc. ARK 50	1996 - 2003	080096
		070196		1996 - 2003	081096
50 cc. SR 50 / REPLICIA ARIA	1994 - 2001	081096		1996 - 2003	070196
	1994 - 2001	070196	50 cc. ARK 50 LC	1996 - 2003	080096
	1994 - 2001	080096		1996 - 2003	081096
50 cc. SR 50 / REPLICIA LC		080096		1996 - 2003	070196
		081096	50 cc. EIKON 50 LC	1999 - 2003	070196
		070196		1999 - 2003	080096
50 cc. SR 50 (FINO 1994 MOT. VERT.)		070196		1999 - 2003	081096
		080096	50 cc. QUADRA CHRONO 502 50	1995 - 1999	080096
		081096		1995 - 1999	081096
50 cc. SR 50 LC	1994 - 2000	080096		1995 - 1999	070196
	1994 - 2000	081096	50 cc. TEMPO 50	1994 - 1999	070196
	1994 - 2000	070196		1994 - 1999	080096
50 cc. SR 50 RACING LC		080096		1994 - 1999	081096
		081096	BRANDY		
		070196	50 cc. JAGUAR 50		080096
50 cc. SR 50 STEALTH LC		080096			081096
		081096			070196
		070196	50 cc. JT 50		080096
ATALA					081096
50 cc. BYTE AT 10 50		080096	BS VILLA		
		081096			

APPLICAZIONI / APPLICATIONS	ANNO/ YEAR	ATHENA #
BS VILLA		
50 cc. AX 50		080096
		081096
		070196
50 cc. DIO GZ 50		080096
		081096
		070196
50 cc. DIO ZX 50		082096
		082596
		070496
	1994	082096
	1994	082596
	1994	070496
BSV		
50 cc. DIO GP 50		082096
		082596
		070496
50 cc. DIO GX 50		082096
		082596
		070496
50 cc. DIO JX 50		080096
		081096
		070196
50 cc. DIO SP 50		082096
		082596
		070496
50 cc. DIO SR 50		082096
		082596
		070496
CAGIVA		
50 cc. CITY 50		082096
		082596
		070496
CPI		
50 cc. HUSSAR 50		080096
		081096
		070196
50 cc. POPCORN 50		080096
		081096
		070196
DERBI		
50 cc. ATLANTIS O2 50	2002	082096
	2002	082596
	2002	070496
50 cc. ATLANTIS O2 BULLET 50	2003	082096
	2003	082596
	2003	070496
50 cc. ATLANTIS O2 CITY 50	2003	082096
	2003	082596
	2003	070496
50 cc. GP1 50 LC	2001 - 2003	082096
	2001 - 2003	082596
	2001 - 2003	070496
50 cc. VAMOS 50	1993 - 1995	070196
	1993 - 1995	080096
	1993 - 1995	081096
FANTIC		
50 cc. PONY SR 50		070196
		080096
		081096
GARELLI		
50 cc. BIG WHEEL 50		070196
		080096
		081096
50 cc. PONY 50		070196
		080096
		081096
50 cc. SR 50		070196
		080096

APPLICAZIONI / APPLICATIONS	ANNO/ YEAR	ATHENA #
		081096
GILERA		
50 cc. DNA GP EXPERIENCE 50	2003 - 2004	082096
	2003 - 2004	082596
	2003 - 2004	070496
50 cc. DNA 50 LC	2000 - 2002	070496
	2000 - 2002	082096
	2000 - 2002	082596
50 cc. EASY MOVING 50	1995 - 1996	082096
	1995 - 1996	082596
	1995 - 1996	070496
50 cc. ICE 50	2001	082096
	2001	082596
	2001	070496
50 cc. RUNNER POGGIALI 50	2002	070496
	2002	082096
50 cc. RUNNER SP 50 LC	2002	082596
		082096
		082596
		070496
50 cc. RUNNER 50 FL	2002	082096
	2002	082596
	2002	070496
50 cc. RUNNER 50 LC	1997 - 2000	082096
	1997 - 2000	082596
	1997 - 2000	070496
50 cc. STALKER 50	1997 - 2004	082096
	1997 - 2004	082596
	1997 - 2004	070496
50 cc. STORM 50	1994 - 1995	070496
	1994 - 1995	082096
	1994 - 1995	082596
50 cc. TYPHOON X / X KAT 50	1998 - 1999	082096
	1998 - 1999	082596
	1998 - 1999	070496
50 cc. TYPHOON XR 50	2000	070496
	2000	082096
	2000	082596
50 cc. TYPHOON 50	1994 - 1997	082096
	1994 - 1997	082596
	1994 - 1997	070496
HONDA		
50 cc. DIO G / GP 50		082096
		082596
		070496
50 cc. DIO SP 50		082096
		082596
		070496
50 cc. DIO ZX 50		082096
		082596
		070496
	1994	082096
	1994	082596
	1994	070496
50 cc. GX 50		082096
		082596
		070496
50 cc. NH 50 LEAD SS / MR / MSE		082096
		082596
		070496
50 cc. SA VISION MET-IN 50		082096
		082596
		070496
50 cc. SA 50 VISION I / II SERIE		082096
		082596
		070496
50 cc. SC01 50		082096
		082596
		070496

APPLICAZIONI / APPLICATIONS	ANNO/ YEAR	ATHENA #	APPLICAZIONI / APPLICATIONS	ANNO/ YEAR	ATHENA #
HONDA					
50 cc. SC01L 50		082096			080096
		082596	50 cc. REPORTER 50		070196
		070496			080096
50 cc. SFX 50		082096			081096
		082596	50 cc. SCOOP 2/3 50		080096
		070496			081096
50 cc. SGX SKY 50		082096			070196
		082596	50 cc. TORPEDO NEW (2T) 50	2001 - 2003	082096
		070496		2001 - 2003	082596
50 cc. SH 50	1987 - 1993	082096		2001 - 2003	070496
	1987 - 1993	082596	50 cc. TORPEDO 50	1997 - 1999	080096
	1987 - 1993	070496		1997 - 1999	081096
	1996 - 1999	082096		1997 - 1999	070196
	1996 - 1999	082596	50 cc. VELOCIFERO 50	1993 - 1999	080096
	1996 - 1999	070496		1993 - 1999	081096
50 cc. SJ 50 BALI		082096		1993 - 1999	070196
		082596	KL		
		070496	50 cc. CLUB 50		080096
50 cc. SR 50 DIO		082096			081096
		082596			070196
		070496	50 cc. RACER 50		080096
50 cc. SRX 50 SHADOW		082096			081096
		082596			070196
		070496	KOTIR		
50 cc. SXR 50		082096	50 cc. SR 50		081096
		082596			070196
		070496			080096
HSC			KTM		
50 cc. SC01 50		082096	50 cc. CHRONO 50		070196
		082596			080096
		070496			081096
50 cc. SC01L 50		082096	50 cc. GO 50		080096
		082596			081096
		070496			070196
HYOSUNG			50 cc. K 50		080096
50 cc. CUB 50		080096			081096
		081096			070196
		070196	KYMCO		
50 cc. SUPER CAB 50		080096	50 cc. CX 50	1993	082096
		081096		1993	082596
		070196		1993	070496
ITALJET			50 cc. CX 50 SUPER	1994 - 1997	082096
50 cc. ADLY 50		082096		1994 - 1997	082596
		082596		1994 - 1997	070496
		070496	50 cc. DJ 50 W	1994 - 2000	082096
50 cc. ASCOT 50		080096		1994 - 2000	082596
		081096		1994 - 2000	070496
		070196	50 cc. DJ 50 X	1991 - 1992	082096
50 cc. ASTRA 50		070196		1991 - 1992	082596
		081096		1991 - 1992	070496
		080096	50 cc. DJ 50 Y	1993	082096
50 cc. BA 50 BAZOOKA 1		070196		1993	082596
		080096		1993	070496
		081096	50 cc. FEVER ZX EURO2 50	2003 - 2004	082096
50 cc. DRAGSTER 50 LC	1998 - 2000	080096		2003 - 2004	082596
	1998 - 2000	081096		2003 - 2004	070496
	1998 - 2000	070196	50 cc. FEVER ZX 50	1999 - 2000	082096
	1998 - 2000	080096		1999 - 2000	082596
50 cc. FORMULA 50	1994 - 2000	080096		1999 - 2000	070496
	1994 - 2000	081096	50 cc. KB 50	1995 - 2000	082096
	1994 - 2000	070196		1995 - 2000	082596
50 cc. JET SET 50	2001 - 2003	082096		1995 - 2000	070496
	2001 - 2003	082596	50 cc. K12 50	1995 - 2000	082096
	2001 - 2003	070496		1995 - 2000	082596
50 cc. PISTA 2 YANKEE 50		070196		1995 - 2000	070496
		080096	LEM		
		081096	50 cc. FLASH 50		081096
50 cc. PISTA1 50		081096			080096
		070196			

APPLICAZIONI / APPLICATIONS	ANNO / YEAR	ATHENA #
LEM		
50 cc. FLASH 50		070196
50 cc. GHIBLI 50		081096
		070196
		080096
50 cc. TORNADO SS1 50		070196
		080096
		081096
M. LOTUS		
50 cc. MIRAGE 50		080096
		081096
		070196
MACAL		
50 cc. CY STING 50		080096
		081096
		070196
50 cc. THUNDER 50		080096
		081096
		070196
MALAGUTI		
50 cc. CENTRO SL KAT 50	1999 - 2000	080096
	1999 - 2000	081096
	1999 - 2000	070196
50 cc. CENTRO SL 50	1994 - 1998	080096
	1994 - 1998	081096
	1994 - 1998	070196
50 cc. CENTRO 50 BASE	1993 - 1994	080096
	1993 - 1994	081096
	1993 - 1994	070196
50 cc. CIAK MASTER 50	2004	070196
	2004	080096
	2004	081096
50 cc. CIAK MONO EURO 2 2.3 50	2003	080096
	2003	081096
	2003	070196
50 cc. CIAK MONO EURO 2 50	2003	080096
	2003	081096
	2003	070196
50 cc. CIAK TD 50	2000 - 2001	080096
	2000 - 2001	081096
	2000 - 2001	070196
50 cc. CIAK 50	1999 - 2000	080096
	1999 - 2000	081096
	1999 - 2000	070196
50 cc. CROSSER 50 CR1	1995 - 1998	080096
	1995 - 1998	081096
	1995 - 1998	070196
50 cc. F10 JET LINE 50 / KAT	1992 - 2000	080096
	1992 - 2000	081096
	1992 - 2000	070196
50 cc. F10 RESTYLING / EURO2-2.3	2003	080096
	2003	081096
	2003	070196
50 cc. F10 RESTYLING EURO2 50	2002 - 2003	080096
	2002 - 2003	081096
	2002 - 2003	070196
50 cc. F10 RESTYLING EU1 50	2001 - 2002	080096
	2001 - 2002	081096
	2001 - 2002	070196
50 cc. F12 DIGIT 50 LC KAT		080096
		081096
		070196
50 cc. F12 PHANTOM EURO1 50	1999 - 2000	070196
	1999 - 2000	080096
	1999 - 2000	081096
50 cc. F12 PHANTOM EURO1 50 LC	1999 - 2000	080096
	1999 - 2000	081096
	1999 - 2000	070196
50 cc. F12 PHANTOM RESTYLING EU1 50	2001 - 2002	080096

APPLICAZIONI / APPLICATIONS	ANNO / YEAR	ATHENA #
	2001 - 2002	081096
	2001 - 2002	070196
50 cc. F12 PHANTOM RESTYLING EU1 50 LC	2001 - 2002	080096
	2001 - 2002	081096
	2001 - 2002	070196
50 cc. F12 PHANTOM RESTYLING EU2 50	2002	080096
	2002	081096
	2002	070196
50 cc. F12 PHANTOM RESTYLING EU2 50 LC	2002	080096
	2002	081096
	2002	070196
50 cc. F12 PHANTOM RESTYLING EU2-2.3 50	2003 - 2004	070196
	2003 - 2004	080096
	2003 - 2004	081096
50 cc. F12 PHANTOM 50	1994 - 1998	080096
	1994 - 1998	081096
	1994 - 1998	070196
50 cc. F12 PHANTOM 50 KAT	1999 - 2000	080096
	1999 - 2000	081096
	1999 - 2000	070196
50 cc. F12 PHANTOM 50 LC	1994 - 1998	080096
	1994 - 1998	081096
	1994 - 1998	070196
50 cc. F12 PHANTOM 50 LC KAT	1999 - 2000	080096
	1999 - 2000	081096
	1999 - 2000	070196
50 cc. F12 50 PHANTOM LC TWIN DISK	1998	080096
	1998	081096
	1998	070196
50 cc. F15 FIREFOX EURO2 50	2002 - 2003	080096
	2002 - 2003	081096
	2002 - 2003	070196
50 cc. F15 FIREFOX TWIN DISKS & SPECIAL 50 LC	1998 - 1999	080096
	1998 - 1999	081096
	1998 - 1999	070196
50 cc. F15 FIREFOX TWIN DISKS DIGIT 50 LC KAT	1998 - 2000	080096
	1998 - 2000	081096
	1998 - 2000	070196
50 cc. F15 FIREFOX 50 AC	2005	080096
	2005	081096
	2005	070196
50 cc. F15 TDS RESTYLING EURO1 50 LC	2001	080096
	2001	081096
	2001	070196
50 cc. F15 50 FIRE FOX LC / KAT	1996 - 1998	080096
	1996 - 1998	081096
	1996 - 1998	070196
50 cc. YESTERDAY-YESTERDAY EURO 50	1997 - 2000	080096
	1997 - 2000	081096
	1997 - 2000	070196
MBK		
50 cc. ACTIVE 50		070196
		080096
		081096
50 cc. BOOSTER CW L SPIRIT 50		080096
		081096
		070196
50 cc. BOOSTER CW L 50		070196
		080096
		081096
50 cc. BOOSTER CW NAKED 50		070196
		080096
		081096
50 cc. BOOSTER CW R ROAD 50		081096
		070196
		080096
50 cc. BOOSTER CW RS NG EURO1 50		081096
		070196
		080096

APPLICAZIONI / APPLICATIONS	ANNO / YEAR	ATHENA #	APPLICAZIONI / APPLICATIONS	ANNO / YEAR	ATHENA #
MBK					
50 cc. BOOSTER CW RS NG 50		081096	YN R OVETTO 50	1997 - 2001	080096
		070196		1997 - 2001	081096
		080096		1997 - 2001	070196
50 cc. BOOSTER CW RS NG 50 KAT		081096	50 cc. YQ L NITRO JAGUAR 50	2004	080096
		070196		2004	081096
		080096		2004	070196
50 cc. BOOSTER CW RSP ROCKET 50		070196	50 cc. YQ NITRO EURO2 50	2003	080096
		080096		2003	081096
		081096		2003	070196
50 cc. BOOSTER CW RSX TRACK 50		070196	50 cc. YQ NITRO 50 LC / CAT	1997 - 2004	080096
		080096		1997 - 2004	081096
		081096		1997 - 2004	070196
50 cc. BOOSTER CW SP SPIRIT EURO2 50		070196	MONDIAL		
		080096	50 cc. M1 50		080096
		081096			081096
50 cc. BOOSTER CW SPIRIT EURO2 50		070196			070196
		080096	MOTRON		
		081096	50 cc. STING 50		080096
50 cc. BOOSTER CW SPIRIT 50		070196			081096
		080096			070196
		081096	50 cc. SYNCRO 50		080096
50 cc. BOOSTER CW 50		070196			081096
		080096			070196
		081096	50 cc. THUNDER 50		080096
50 cc. CR 50 Z TARGET		081096			081096
		070196			070196
		080096	PEUGEOT		
50 cc. CS MACH G 50	2002 - 2004	080096	50 cc. BUXY 50	1994 - 1997	082096
	2002 - 2004	081096		1994 - 1997	082596
	2002 - 2004	070196		1994 - 1997	070496
50 cc. CT 50 S / SS SORRISO		081096	50 cc. ELYSEO 50	1999	070496
		070196		1999	082096
		080096		1999	082596
50 cc. EW STUNT 50		070196	50 cc. LOOXOR 50	2001 - 2002	082096
		080096		2001 - 2002	082596
		081096		2001 - 2002	070496
50 cc. HOT CHAMP 50		070196	50 cc. METAL-X 50	2002	082096
		080096		2002	082596
		081096		2002	070496
50 cc. YA EQUALIS 50		070196	50 cc. SC 50 METROPOLIS LM	1991	082096
		080096		1991	082596
		081096		1991	070496
50 cc. YA R FORTE 50	1994 - 1995	080096	50 cc. SPEEDAKE 50	1995 - 1997	082096
	1994 - 1995	081096		1995 - 1997	082596
	1994 - 1995	070196		1995 - 1997	070496
50 cc. YA TA NEW SORRISO 50	1995 - 1996	080096	50 cc. SPEEDFIGHT 50	1997 - 1998	082096
	1995 - 1996	081096		1997 - 1998	082596
	1995 - 1996	070196		1997 - 1998	070496
50 cc. YE EVOLIS 50	1992 - 1995	080096	50 cc. SPEEDFIGHT 50 KAT	1999	082096
	1992 - 1995	081096		1999	082596
	1992 - 1995	070196		1999	070496
50 cc. YH 50 FLIPPER	1998 - 2002	080096	50 cc. SQUAB 50	1995 - 1997	082596
	1998 - 2002	081096		1995 - 1997	070496
	1998 - 2002	070196		1995 - 1997	082096
50 cc. YH 50 FLIPPER CAT	1990 - 2000	080096	50 cc. ST 50 RAPIDO / L / L2 / 3	1985 - 1993	082096
	1990 - 2000	081096		1985 - 1993	082596
	1990 - 2000	070196		1985 - 1993	070496
50 cc. YH 50 FLIPPER EURO2	2003 - 2004	070196	50 cc. SV 50 GEO	1991 - 1995	082096
	2003 - 2004	080096		1991 - 1995	082596
	2003 - 2004	081096		1991 - 1995	070496
50 cc. YM 50 FIZZ	1994 - 1995	080096	50 cc. TREKKER 50 / ROAD	1998 - 2000	082096
	1994 - 1995	081096		1998 - 2000	082596
	1994 - 1995	070196		1998 - 2000	070496
50 cc. YN R OVETTO EURO1 50	2002 - 2004	080096	50 cc. VIVACITY SERIE SPECIALI 50	2002	082096
	2002 - 2004	081096		2002	082596
	2002 - 2004	070196		2002	070496
50 cc. YN R OVETTO EURO2 50	2002 - 2003	070196	50 cc. VIVACITY 50	1999	082096
	2002 - 2003	080096		1999	082596
	2002 - 2003	081096			

APPLICAZIONI / APPLICATIONS	ANNO/ YEAR	ATHENA #
PEUGEOT		
50 cc. VIVACITY 50	1999	070496
50 cc. VIVACITY 50 KAT	1999 - 2002	082096
	1999 - 2002	082596
	1999 - 2002	070496
50 cc. X-FIGHT 50	2000	082096
	2000	082596
	2000	070496
50 cc. ZENITH 50 LN / LS / N	1994 - 1998	082096
	1994 - 1998	082596
	1994 - 1998	070496
PGO		
50 cc. BIG MAX 50 / SPORT		080096
		081096
		070196
50 cc. COMET 50		082096
		082596
		070496
50 cc. GALAXY 50		082596
		070496
		082096
50 cc. STAR II 50		082096
		082596
		070496
50 cc. SUPER FIFTY 50		080096
		081096
		070196
PIAGGIO		
50 cc. DIESIS 50	2001	082096
	2001	082596
	2001	070496
50 cc. FLY 50 2T	2005	082096
	2005	082596
	2005	070496
50 cc. FREE DELIVERY 50	2000 - 2001	082096
	2000 - 2001	082596
	2000 - 2001	070496
50 cc. FREE 50	1992 - 1994	082096
	1992 - 1994	082596
	1992 - 1994	070496
50 cc. FREE 50 FL	1995 - 2002	082096
	1995 - 2002	082596
	1995 - 2002	070496
50 cc. LIBERTY 50	1997 - 2002	082096
	1997 - 2002	082596
	1997 - 2002	070496
50 cc. LIBERTY 50 PTT EU2 2T	2004 - 2005	082096
	2004 - 2005	082596
	2004 - 2005	070496
50 cc. LIBERTY 50 RST 2T	2004	070496
	2004	082096
	2004	082596
50 cc. NRG MC3 50 AIR	2001 - 2002	070496
	2001 - 2002	082096
	2001 - 2002	082596
50 cc. NRG 50 / RST MC2 LC	1996 - 1998	082096
	1996 - 1998	082596
	1996 - 1998	070496
50 cc. NRG 50 EXTREME	1999 - 2000	082096
	1999 - 2000	082596
	1999 - 2000	070496
50 cc. NRG 50 EXTREME LC	1999 - 2000	082096
	1999 - 2000	082596
	1999 - 2000	070496
50 cc. NRG 50 LC	1994 - 1996	082096
	1994 - 1996	082596
	1994 - 1996	070496
50 cc. NRG 50 MC3 DD LC	2001	082096
	2001	082596
	2001	070496

APPLICAZIONI / APPLICATIONS	ANNO/ YEAR	ATHENA #
NTT 50 LC	1995 - 1996	070496
	1995 - 1996	082096
	1995 - 1996	082596
50 cc. QUARTZ 50	1992 - 1996	082096
	1992 - 1996	082596
	1992 - 1996	070496
50 cc. SCATTO 50	1992 - 1993	082096
	1992 - 1993	082596
	1992 - 1993	070496
50 cc. SFERA 50 / BASE	1991 - 1993	082096
	1991 - 1993	082596
	1991 - 1993	070496
50 cc. SFERA 50 MAQUILLAGE 2	1994	082096
	1994	082596
	1994	070496
50 cc. SFERA 50 RST	1995 - 1997	082096
	1995 - 1997	082596
	1995 - 1997	070496
50 cc. TYPHOON 5 KAT ARIA	2001 - 2004	070496
	2001 - 2004	082096
	2001 - 2004	082596
50 cc. VESPA 50 ET2 - CARBURATORE	1997 - 2001	070496
	1997 - 2001	082096
	1997 - 2001	082596
50 cc. ZIP & ZIP 50 BIMODALE	1994 - 1997	082096
	1994 - 1997	082596
	1994 - 1997	070496
50 cc. ZIP BASE 50	1992 - 1996	082096
	1992 - 1996	082596
	1992 - 1996	070496
50 cc. ZIP EURO1 50	2000 - 2002	082096
	2000 - 2002	082596
	2000 - 2002	070496
50 cc. ZIP FAST RAIDER RST 50	1996 - 1997	082096
	1996 - 1997	082596
	1996 - 1997	070496
50 cc. ZIP FAST RAIDER 50	1993 - 1994	082096
	1993 - 1994	082596
	1993 - 1994	070496
50 cc. ZIP RST 50 AIR	1996 - 1999	082096
	1996 - 1999	082596
	1996 - 1999	070496
50 cc. ZIP 50 DISCO		082096
		082596
		070496
50 cc. ZIP 50 H2O / SP	1996 - 2004	082096
	1996 - 2004	082596
	1996 - 2004	070496
75 cc. SFERA 75		082096
		082596
		070496
RIEJU		
50 cc. WINDY 50		080096
		081096
		070196
RIZZATO		
50 cc. VAMOS 50		070196
		080096
		081096
SACHS		
50 cc. GIPSY 50		082096
		082596
		070496
50 cc. HERCULES LIMBO 50		082096
		082596
		070496
50 cc. SPEEDFIGHT 50		082096
		082596

APPLICAZIONI / APPLICATIONS	ANNO/ YEAR	ATHENA #	APPLICAZIONI / APPLICATIONS	ANNO/ YEAR	ATHENA #
SACHS					
50 cc. SPEEDFIGHT 50		070496			080096
50 cc. SQUAB 50		082096			081096
		082596	50 cc. BWS NEXT GENERATION 50		081096
		070496			070196
50 cc. SR 50		082096			080096
		082596	50 cc. BWS NEXT GENERATION 50 KAT		070196
		070496			080096
					081096
SANYANG			50 cc. BWS ORIGINAL EURO2 50		070196
50 cc. ENJOY 50		082096			080096
		082596			081096
		070496	50 cc. BWS ORIGINAL 50 / SPY		070196
					080096
SIAM					081096
50 cc. FALKOM 50		081096	50 cc. BWS R 50		070196
		070196			080096
		080096			081096
50 cc. S CROSS 50		080096			080096
		081096	50 cc. CR Z TARGET 50		081096
		070196			080096
SUNDOWN					081096
50 cc. AKROS 50		080096	50 cc. CS JOG R 50	2002	080096
		081096		2002	081096
		070196		2002	070196
50 cc. ERGON 50		080096	50 cc. CS 50 JOG R EURO2	2002 - 2005	080096
		081096		2002 - 2005	081096
		070196		2002 - 2005	070196
50 cc. PALIO 50		080096	50 cc. CT 50 SUPER SPORT		081096
		081096			070196
		070196			080096
50 cc. SUPER FIFTY 50		080096	50 cc. CW BWS ORIGINAL EURO2 50		070196
		081096			080096
		070196			081096
SUZUKI			50 cc. CW L BWS 50		070196
50 cc. AH 50 ADDRESS	1992 - 1995	080096			080096
	1992 - 1995	081096			081096
	1992 - 1995	070196	50 cc. CW SP BWS ORIGINAL EURO2 50		081096
50 cc. AJ 50 ZZ SEPIA S	1995 - 1997	080096			070196
	1995 - 1997	081096			080096
	1995 - 1997	070196	50 cc. CW 50 RS SPY		081096
50 cc. AP 50	1994 - 1997	080096			070196
	1994 - 1997	081096			080096
	1994 - 1997	070196	50 cc. EW SLIDER 50		070196
50 cc. AY 50 AIR		080096			080096
		081096			081096
		070196	50 cc. JOG ER 50		080096
50 cc. AY 50 KATANA		080096			081096
		081096			070196
		070196	50 cc. JOG 50		080096
50 cc. SEPIA 50		080096			081096
		081096			070196
		070196	50 cc. VINO 50		080096
50 cc. UF ESTILETE 50	2000	080096			081096
	2000	081096			070196
	2000	070196	50 cc. XC BELUGA 50		070196
TGB					080096
50 cc. AKROS 50		080096			081096
		081096	50 cc. YA R AXIS 50	1995 - 1996	080096
		070196		1995 - 1996	081096
50 cc. ERGON 50		080096		1995 - 1996	070196
		081096	50 cc. YA ZA JOG Z 50	1995 - 1996	080096
		070196		1995 - 1996	081096
50 cc. PALIO 50		080096		1995 - 1996	070196
		081096	50 cc. YE ZEST 50		080096
		070196			081096
					070196
YAMAHA			50 cc. YH WHY 50	1998	080096
50 cc. BWS BUMP 50		070196		1998	081096
		080096		1998	070196
		081096		2001 - 2002	081096
50 cc. BWS NAKED 50		070196			

APPLICAZIONI / APPLICATIONS	ANNO / YEAR	ATHENA #
YAMAHA		
50 cc. YH WHY 50	2001 - 2002	070196
	2001 - 2002	080096
50 cc. YH 50 WHY EURO1	1999 - 2000	080096
	1999 - 2000	081096
	1999 - 2000	070196
50 cc. YH 50 WHY EURO2	2003 - 2005	080096
	2003 - 2005	081096
	2003 - 2005	070196
50 cc. YM 50 BREEZE	1994 - 1995	080096
	1994 - 1995	081096
	1994 - 1995	070196
50 cc. YN R NEO'S 50 / OVETTO	1997	070196
	1997	080096
	1997	081096
	2001 - 2002	081096
	2001 - 2002	080096
	2001 - 2002	070196
50 cc. YN 50 NEO'S EURO2	2002 - 2003	080096
	2002 - 2003	081096
	2002 - 2003	070196
50 cc. YQ AEROX 50 LC	1997 - 2005	080096
	1997 - 2005	081096
	1997 - 2005	070196
50 cc. YQ L AEROX EURO2 50	1999 - 2003	080096
	1999 - 2003	081096
	1999 - 2003	070196
50 cc. YW50 ZUMA 50		070196
		080096
		081096

MOLLE DI CONTRASTO VARIATORE / SPRINGS

TABELLA N° 1 / CHART NR. 1

MORINI - YAMAHA ORIZZONTALE / HORIZONTAL - MINARELLI VERTICALE / VERTICAL







	070196	Kg. 22 Ø 46
	081096	Kg. 27 Ø 46 da utilizzare fino a 10 CV/to be used up to 10 HP
	080096	Kg. 32 Ø 46 da utilizzare oltre a 10 CV per accelerazione/to be used over 10 HP for acceleration

TABELLA N° 2 / CHART NR. 2

CAGIVA - HONDA - PIAGGIO

	070496	Kg. 25 Ø 50
	082096	Kg. 30 Ø 50 da utilizzare fino a 10 CV/to be used up to 10 HP
	082596	Kg. 35 Ø 50 da utilizzare oltre a 10 CV per accelerazione/to be used over 10 HP for acceleration

Marmitta OMOLOGATA per YAMAHA YZF R 125
YAMAHA YZF R 125 HOMOLOGATED exhaust pipe



ATHENA costruisce marmitte studiate e sperimentate per completare un ottimale ciclo termodinamico nel motore e per ottenere le migliori prestazioni. Questo prodotto si caratterizza per il migliore rapporto tra robustezza e leggerezza ed è adatto alle varie esigenze di impiego. Le marmitte Athena vengono studiate al banco di prova e collaudate su vari circuiti per garantire prestazioni e affidabilità indiscutibili.



ATHENA manufactures exhaust systems that are designed and tested to complete an optimal thermodynamic cycle in the engine and to get best performance. The main characteristic of this product is the perfect relation between strength and lightness, which make it suitable for different uses.



ATHENA produit aussi des pots d'échappement qui ont été projetés et testés pour donner au moteur un optimal cycle thermodynamique et obtenir les meilleures performances. Ce produit se distingue par le meilleur rapport entre robustesse et légèreté et est indiqué pour chaque exigence d'emploi. Les pots d'échappement Athena sont testés au banc d'essai et essayés sur les pistes pour garantir les meilleures performances et une fiabilité indiscutable.



ATHENA produce tubos de escapes estudiados y experimentados para completar un óptimo ciclo termodinámico en el motor y para obtener las mejores prestaciones. Este producto está caracterizado por la mejor combinación entre robustez y ligereza y es idóneo a todas las exigencias de uso. Los escapes Athena están comprobados en banco de pruebas y examinados en varios circuitos para garantizar prestaciones y fiabilidad indiscutibles.

Marmitta OMOLOGATA per DERBI SENDA DRD 50
DERBI SENDA DRD 50 HOMOLOGATED exhaust pipe



suitable for:

YAMAHA YZF R-125

2008-2011

GRUPPO SCARICO RACING OMOLOGATO HOMOLOGATED RACING EXHAUST PIPE

PER MOTORE CON CILINDRO OEM O ATHENA Ø 63 mm / 182 cc

FOR ENGINE WITH OEM OR ATHENA CYLINDER Ø 63 mm / 182 cc



P/N: P400485120009

ATHENA ha sviluppato un nuovo Gruppo Scarico Racing per esaltare al massimo le prestazioni dei Kit cilindro ATHENA per **YAMAHA YZF-R 125**. È stata inizialmente progettata una nuova marmitta che sfruttasse al massimo la potenza sviluppata dal cilindro ATHENA, garantendo un'erogazione per performance superiori sia all'originale che al BIG BORE con marmitta standard durante tutto il range di utilizzo. Dopo la realizzazione di alcuni prototipi è seguita una prima intensa fase di test al banco prova SuperFlow per equilibrare il prodotto e trovarne i giusti settaggi. A questa prima fase ne è seguita una seconda che prevedeva il test in pista da parte di piloti professionisti, e solo dopo questo ulteriore test ha preso forma il nuovo Gruppo Scarico Racing ATHENA. Vivamente consigliato per ottenere il massimo delle prestazioni dal Kit cilindro ATHENA.

For Yamaha YZF R-125 Cylinder kit, ATHENA offers a Racing Exhaust Pipe, getting the best performance out of these kits.

The first step is to design and calculate an exhaust pipe perfectly fitting ATHENA cylinder porting time. Afterwards, several prototypes are made and tested on the SuperFlow Test Bench to find the right dimensions. Finally, the best prototypes are tested in a cross race track by professional testing riders and only the finest one becomes an ATHENA Racing Exhaust Pipes for ATHENA Cylinder kit. That's why, we strongly recommend to use ATHENA Racing Exhaust Pipe to get the highest performance from ATHENA Yamaha YZF R-125 cylinder kit.

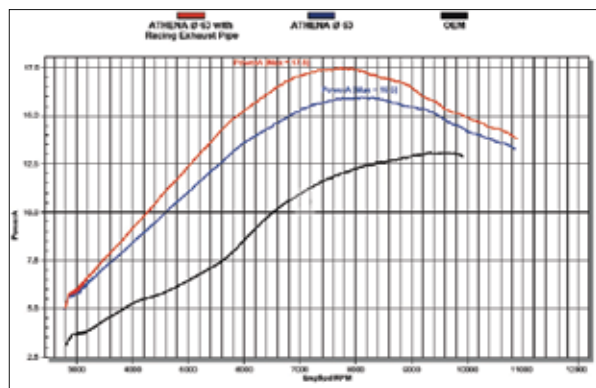
CARATTERISTICHE TECNICHE
TECHNICAL CHARACTERISTICS
INFO
ESPECIFICACIONES

DATI TECNICI
TECHNICAL DATA
DONNÉES TECHNIQUES
DATOS TÉCNICOS

CURVA DI POTENZA
POWER CURVES
COURBE DE PUISSANCE
CURVA DE POTENCIA

**ATHENA Ø 63
E GRUPPO SCARICO RACING
WITH RACING EXHAUST PIPE**

	OEM	ATHENA Ø 63	ATHENA Ø 63 E GRUPPO SCARICO RACING WITH RACING EXHAUST PIPE
ALESAGGIO / CYLINDER BORE	52 mm	63 mm	63 mm
CORSA / STROKE	58,6 mm	58,6 mm	58,6 mm
CILINDRATA / DISPLACEMENT	124,7 cc	182,6 cc	182,6 cc
RAPP. DI COMPRESIONE / COMPRESSION RATIO	11,2:1	11,4:1	11,4:1
POTENZA ALLA RUOTA / WHEEL POWER	9,70 KW / 13,0 HP / 9300 rpm	12,30 KW / 16,5 HP / 8000 rpm	13,50 KW / 17,5 HP / 8000 rpm



ATHENA (13,5 kW / 17,5 HPI)

Test eseguiti con:

- Kit ATHENA Ø 63 mm;
- Gruppo scarico Racing;
- Athena Racing exhaust pipe;
- ECU GET GP2 EVO;

ATHENA (12,3 kW / 16,5 HPI)

- Kit ATHENA Ø 63 mm;
- Gruppo scarico originale;
- OEM exhaust pipe;
- ECU GET GP2 EVO;

OEM (9,7 kW / 13,0 HPI)

Test eseguiti con motore originale.
Test made with stock engine.

ATHENA CONSIGLIA L'UTILIZZO DI / ATHENA SUGGESTS TO USE ALSO:

- P400485100034 Gruppo Termico ATHENA Ø 63 (non incluso nel kit); ATHENA Cylinder Kit Ø 63 (not included);
- FFC015 Filtro Olio (non incluso nel kit); Oil filter (not included).



suitable for:

DERBI SENDA R-DRD PRO E2 2005-2009

GRUPPO SCARICO RACING OMOLOGATO HOMOLOGATED RACING EXHAUST PIPE

PER MOTORE CON CILINDRO OEM O ATHENA Ø 40 mm / 50 cc
FOR ENGINE WITH OEM OR ATHENA CYLINDER Ø 40 mm - 50 cc



P/N: P400105120001

ATHENA ha sviluppato due nuovi *Gruppi Scarico Racing* per esaltare al massimo le prestazioni dei Kit cilindro ATHENA per il motore Derbi. Come ha sviluppato ATHENA questi nuovi *Gruppi Scarico Racing*? È stata inizialmente progettata una nuova marmitta che sfruttasse al massimo la potenza sviluppata dal cilindro ATHENA, garantendo un'erogazione di potenza superiore sia all'originale che al BIG BORE con marmitta standard durante tutto il range di utilizzo. Dopo la realizzazione di alcuni prototipi è seguita una prima intensa fase di test al banco prova SuperFlow per equilibrare il prodotto e trovarne i giusti settaggi. A questa prima fase ne è seguita una seconda che prevedeva il test in pista da parte di piloti professionisti, e solo dopo questo ulteriore test hanno preso forma i nuovi *Gruppi Scarico Racing* ATHENA, vivamente consigliati per ottenere il massimo delle prestazioni dai Kit cilindro ATHENA.

For Derbi Senda Cylinder kits, ATHENA offers two *Racing Exhaust Pipe*, one for the 50cc and one for the 80cc, getting the best performance out of these kits. How does ATHENA develop its Exhaust System? The first step is to design and calculate an exhaust pipe perfectly fitting ATHENA cylinder porting time. Afterwards, several prototypes are made and tested on the SuperFlow Test Bench to find the right dimensions.

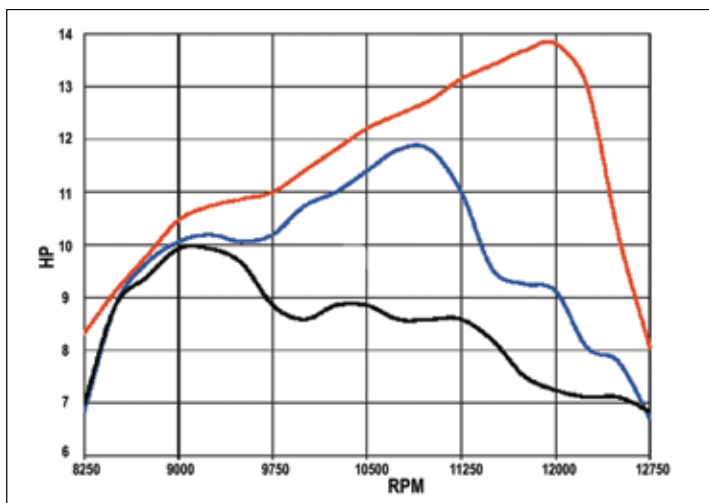
Finally, the best prototypes are tested in a cross race track by professional testing riders and only the finest one becomes an ATHENA Racing Exhaust Pipes for ATHENA Cylinder kits. That's why, we strongly recommend to use ATHENA *Racing Exhaust Pipe* to get the highest performance from ATHENA Derbi Senda cylinder kits.

OEM

ATHENA Ø 40

ATHENA Ø 40 E GRUPPO SCARICO RACING WITH RACING EXHAUST PIPE

	OEM	ATHENA Ø 40	ATHENA Ø 40 E GRUPPO SCARICO RACING WITH RACING EXHAUST PIPE
ALESAGGIO / CYLINDER BORE	39,86 mm	40 mm	40 mm
CORSA / STROKE	40 mm	40 mm	40 mm
CILINDRATA / DISPLACEMENT	50 cc	50 cc	50 cc
RAPP. DI COMPRESSIONE / COMPRESSION RATIO	11,5:1	15,3:1	15,3:1
POTENZA ALLA RUOTA / WHEEL POWER	7,5 KW / 9,95 HP	8,9 Kw / 11,8 HP	10,3 Kw / 13,9 HP



- S410105303001 Silenziatore in carbonio ATHENA;
ATHENA Carbon Silencer;
- S410105300001 Marmitta ATHENA 50 cc;
ATHENA Exhaust pipe 50 cc;

ATHENA 110,3 KW / 13,9 HPI

- Test eseguiti con:
Test made with:
- Kit cilindro ATHENA Ø 40 mm;
 - Athena cylinder kit Ø 40 mm;
 - Gruppo scarico Racing;
 - Athena Racing exhaust pipe;

ATHENA 18,9 KW / 11,8 HPI

- Kit cilindro ATHENA Ø 40 mm;
- Athena cylinder kit Ø 40 mm;

OEM 19,7 KW / 13,0 HPI

- Test eseguiti con motore originale.
Test made with stock engine.

CARATTERISTICHE TECNICHE
TECHNICAL CHARACTERISTICS
INFO
ESPECIFICACIONES

DATI TECNICI
TECHNICAL DATA
DONNÉES TECHNIQUES
DATOS TÉCNICOS

CURVA DI POTENZA
POWER CURVES
COURBE DE PUISSANCE
CURVA DE POTENCIA

RICAMBI
SPARE PARTS
P. DE RECHANGE
REPUESTOS

suitable for:

DERBI SENDA R-DRD PRO E2 2005-2009

GRUPPO SCARICO RACING OMOLOGATO HOMOLOGATED RACING EXHAUST PIPE

PER MOTORE CON CILINDRO OEM O ATHENA Ø 50 mm / 80 cc
FOR ENGINE WITH OEM OR ATHENA CYLINDER Ø 50 mm - 80 cc

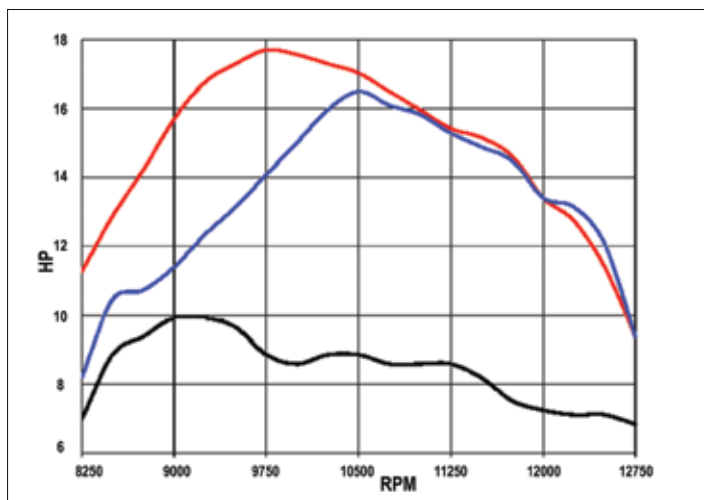


P/N: **P400105120002**

ATHENA Ø 50
E GRUPPO SCARICO RACING
WITH RACING EXHAUST PIPE

	OEM	ATHENA Ø 50	ATHENA Ø 50 E GRUPPO SCARICO RACING WITH RACING EXHAUST PIPE
ALESAGGIO / CYLINDER BORE	39,86 mm	50 mm	50 mm
CORSA / STROKE	40 mm	40 mm	40 mm
CILINDRATA / DISPLACEMENT	50 cc	80 cc	80 cc
RAPP. DI COMPRESSIONE / COMPRESSION RATIO	11,5:1	15,3:1	15,3:1
POTENZA ALLA RUOTA / WHEEL POWER	7,5 KW / 9,95 HP	12,3 Kw / 16,5 HP	13,2 Kw / 17,7 HP

DATI TECNICI
TECHNICAL DATA
DONNÉES TECHNIQUES
DATOS TÉCNICOS



- S410105303001

Silenziatore in carbonio ATHENA;
ATHENA Carbon Silencer;

- S410105300002

Marmitta ATHENA 80 cc;
ATHENA Exhaust pipe 80 cc;

ATHENA (13,2 KW / 17,7 HP)

Test eseguiti con:

Test made with:

- Kit cilindro ATHENA Ø 50 mm;
- Athena cylinder kit Ø 50 mm;
- Gruppo scarico Racing;
- Athena Racing exhaust pipe;

ATHENA (8,9 kW / 11,8 HP)

- Kit cilindro ATHENA Ø 50 mm;
- Athena cylinder kit Ø 50 mm;

OEM (7,5 kW / 9,95 HP)

Test eseguiti con motore originale.
Test made with stock engine.

CURVA DI POTENZA
POWER CURVES
COURBE DE PUISSANCE
CURVA DE POTENCIA

APPLICAZIONI / APPLICATIONS	ANNO / YEAR	SPORTING	RACING
AGRALE			
50 cc. CITY 50		P400485120002	P400485120005
50 cc. DAKAR 50		P400485120002	P400485120005
50 cc. FORCE 50		P400485120002	P400485120005
50 cc. TCHAU 50		P400485120002	P400485120005
APRILIA			
50 cc. AMICO 50		P400485120001	P400485120006
50 cc. AREA 51 LC	1998-2000	P400485120002	P400485120005
50 cc. GULLIVER 50		P400485120002	P400485120005
50 cc. GULLIVER 50 LC		P400485120002	P400485120005
50 cc. RALLY 50	1995-2002	P400485120002	P400485120005
50 cc. RALLY 50 LC	1996-1999	P400485120002	P400485120005
50 cc. RS 50	1999-2001		P400010120003 *58
50 cc. SCARABEO 50	1993-2002	P400485120002	P400485120005
50 cc. SONIC GP	1998-2001	P400485120002	P400485120005
50 cc. SONIC 50	1998-2002	P400485120002	P400485120005
50 cc. SR NETSCAPER 50 LC		P400485120002	P400485120005
50 cc. SR WWW 50		P400485120002	P400485120005
50 cc. SR 50 / REPLICIA ARIA	1997-2001	P400485120002	P400485120005
50 cc. SR 50 / REPLICIA LC		P400485120002	P400485120005
50 cc. SR 50 (FINO 1994 MOT. VERT.)	0-1993	P400485120001	P400485120006
50 cc. SR 50 LC	1997-2002	P400485120002	P400485120005
50 cc. SR 50 RACING LC		P400485120002	P400485120005
50 cc. SR 50 STEALTH LC		P400485120002	P400485120005
125 cc. AF1 125			P400010120001
125 cc. RS 125 / REPLICIA			P400010120002
125 cc. RS 125 / REPLICIA			P400010120001
ATALA			
50 cc. CAROSELLO 50	2001	P400485120002	P400485120005
BENELLI			
50 cc. K2 50	1998-2001	P400485120002	P400485120005
50 cc. K2 50 LC	1998-2001	P400485120002	P400485120005
50 cc. PEPE 50	1999-2001	P400485120002	P400485120005
50 cc. 491 GT 50 AIR COOLED	1998-1999	P400485120002	P400485120005
50 cc. 491 NAKED 50	2002	P400485120002	P400485120005
50 cc. 491 RACING 50 LC	1998-1999	P400485120002	P400485120005
50 cc. 491 RR 50 LC	1999-2001	P400485120002	P400485120005
50 cc. 491 SP 50 LC	1999	P400485120002	P400485120005
50 cc. 491 SPORT 50 LC	1998-1999	P400485120002	P400485120005
50 cc. 491 ST 50	1999-2001	P400485120002	P400485120005
BETA			
50 cc. ARK PRO RACE 50 LC		P400485120002	P400485120005
50 cc. ARK 50	1996-2005	P400485120002	P400485120005
50 cc. ARK 50 LC	1996-2003	P400485120002	P400485120005
50 cc. EIKON 50 LC	1999-2003	P400485120002	P400485120005
50 cc. QUADRA CHRONO 502 50	1995-1999	P400485120002	P400485120005
50 cc. TEMPO 50	1994-1999	P400485120002	P400485120005
BRANDY			
50 cc. JAGUAR 50		P400485120002	P400485120005
50 cc. JT 50		P400485120002	P400485120005
BS VILLA			
50 cc. AX 50		P400485120002	P400485120005
50 cc. DIO GZ 50		P400485120002	P400485120005
BS'V			
50 cc. DIO JX 50		P400485120002	P400485120005
CAGIVA			
125 cc. MITO 125 / LAWSON	0-2005		P400090120002
125 cc. MITO 125 / LAWSON	0-2005		P400090120001

APPLICAZIONI / APPLICATIONS	ANNO / YEAR	SPORTING	RACING
DERBI			
50 cc. SENDA R DRD PRO E2	2005-2009		P400105120001
50 cc. SENDA R DRD PRO E2	2005-2009		P400105120002
50 cc. SENDA SM DRD PRO E2	2005-2008		P400105120002
50 cc. SENDA SM DRD PRO E2	2005-2008		P400105120001
125 cc. GPR 125			P400485120007
GILERA			
50 cc. DNA 50 LC	2000-2002	P400480120001	P400480120003
50 cc. EASY MOVING 50	1995-1996	P400480120001	P400480120003
50 cc. ICE 50	2001-2005	P400480120001	P400480120003
50 cc. RUNNER POGGIALI 50	2002	P400480120001	P400480120003
50 cc. RUNNER SP 50 LC	2002-2004	P400480120001	P400480120003
50 cc. RUNNER 50 FL	2002	P400480120001	P400480120003
50 cc. RUNNER 50 LC	1997-2000	P400480120001	P400480120003
50 cc. STALKER 50	1997-2004	P400480120001	P400480120003
50 cc. STORM 50	1994-1995	P400480120001	P400480120003
50 cc. TYPHOON X / X KAT 50	1998-1999	P400480120001	P400480120003
50 cc. TYPHOON XR 50	2000	P400480120001	P400480120003
50 cc. TYPHOON 50	1994-1997	P400480120001	P400480120003
HONDA			
125 cc. NSR 125 F / R	--2005		P400210120001
125 cc. NSR 125 F / R	--2005		P400210120002
ITALJET			
50 cc. ASCOT 50		P400485120001	P400485120006
50 cc. ASTRA 50		P400485120001	P400485120006
50 cc. BA 50 BAZOOKA 1		P400485120001	P400485120006
50 cc. DRAGSTER 50 LC	1998-2000	P400485120002	P400485120005
50 cc. PISTA 2 YANKEE 50	1995-1996	P400485120001	P400485120006
50 cc. PISTA1 50	0-1995	P400485120001	P400485120006
50 cc. REPORTER 50	1992-1994	P400485120001	P400485120006
50 cc. SCOOP 2/3 50		P400485120001	P400485120006
KL			
50 cc. CLUB 50		P400485120002	P400485120005
50 cc. RACER 50		P400485120002	P400485120005
KTM			
50 cc. GO 50		P400485120002	P400485120005
50 cc. K 50		P400485120002	P400485120005
MACAL			
50 cc. CY STING 50		P400485120002	P400485120005
50 cc. THUNDER 50		P400485120002	P400485120005
MALAGUTI			
50 cc. CENTRO SL KAT 50	1999-2000	P400485120002	P400485120005
50 cc. CENTRO SL 50	1994-1998	P400485120002	P400485120005
50 cc. CENTRO 50 BASE	1993-1994	P400485120002	P400485120005
50 cc. CIAK MASTER EU2	2006	P400485120002	P400485120005
50 cc. CIAK MASTER 50	2004	P400485120002	P400485120005
50 cc. CIAK MONO EURO 2.2.3 50	2003	P400485120002	P400485120005
50 cc. CIAK MONO EURO 2 50	2003	P400485120002	P400485120005
50 cc. CIAK TD 50	2000-2001	P400485120002	P400485120005
50 cc. CIAK 50	1999-2000	P400485120002	P400485120005
50 cc. F10 JET LINE 50 / KAT	1992-2000	P400485120002	P400485120005
50 cc. F10 RESTYLING / EURO2-2.3	2003-2004	P400485120002	P400485120005
50 cc. F10 RESTYLING EURO2 50	2002-2003	P400485120002	P400485120005
50 cc. F10 RESTYLING EU1 50	2001-2002	P400485120002	P400485120005
50 cc. F12 PHANTOM EURO1 50	1999-2000	P400485120002	P400485120005
50 cc. F12 PHANTOM EURO1 50 LC	1999-2000	P400485120002	P400485120005
50 cc. F12 PHANTOM RESTYLING EU1 50	2001-2002	P400485120002	P400485120005
50 cc. F12 PHANTOM RESTYLING EU1 50 LC	2001-2002	P400485120002	P400485120005

APPLICAZIONI / APPLICATIONS	ANNO / YEAR	SPORTING	RACING
50 cc. F12 PHANTOM RESTYLING EU2 50	2002	P400485120002	P400485120005
50 cc. F12 PHANTOM RESTYLING EU2 50	2006	P400485120002	P400485120005
50 cc. F12 PHANTOM RESTYLING EU2 50 LC	2002	P400485120002	P400485120005
50 cc. F12 PHANTOM RESTYLING EU2-2.3 50	2003-2004	P400485120002	P400485120005
50 cc. F12 PHANTOM RESTYLING EU2-2.3 50 LC	2003-2004	P400485120002	P400485120005
50 cc. F12 PHANTOM 50	1994-1998	P400485120002	P400485120005
50 cc. F12 PHANTOM 50 KAT	1999-2000	P400485120002	P400485120005
50 cc. F12 PHANTOM 50 LC	1994-1998	P400485120002	P400485120005
50 cc. F12 PHANTOM 50 LC KAT	1999-2000	P400485120002	P400485120005
50 cc. F12 50 PHANTOM LC TWIN DISK	1998	P400485120002	P400485120005
50 cc. F15 FIREFOX EURO2 50	2002-2003	P400485120002	P400485120005
50 cc. F15 FIREFOX RESTYLING EURO2-2.3 50	2003-2004	P400485120002	P400485120005
50 cc. F15 FIREFOX TWIN DISKS & SPECIAL 50 LC	1998-1999	P400485120002	P400485120005
50 cc. F15 FIREFOX TWIN DISKS DIGIT 50 LC KAT	1998-2000	P400485120002	P400485120005
50 cc. F15 FIREFOX 50 AC	2005-2006	P400485120002	P400485120005
50 cc. F15 TDS RESTYLING EURO1 50 LC	2001	P400485120002	P400485120005
50 cc. F15 50 FIRE FOX LC / KAT	1996-1998	P400485120002	P400485120005
50 cc. YESTERDAY-YESTERDAY EURO 50	1997-2000	P400485120002	P400485120005
MBK			
50 cc. BOOSTER CW L SPIRIT 50	2003	P400485120001	P400485120006
50 cc. BOOSTER CW L 50	2001-2003	P400485120001	P400485120006
50 cc. BOOSTER CW R ROAD 50	1994-1995	P400485120001	P400485120006
50 cc. BOOSTER CW RS NG EURO1 50	1999-2000	P400485120001	P400485120006
50 cc. BOOSTER CW RS NG 50	1995-2003	P400485120001	P400485120006
50 cc. BOOSTER CW RS NG 50 KAT	1999-2000	P400485120001	P400485120006
50 cc. BOOSTER CW RSP ROCKET 50	1997-1998	P400485120001	P400485120006
50 cc. BOOSTER CW RSX TRACK 50	1996-1998	P400485120001	P400485120006
50 cc. BOOSTER CW SPIRIT EURO2 50	2003	P400485120001	P400485120006
50 cc. BOOSTER CW SPIRIT 50	1996-2000	P400485120001	P400485120006
50 cc. BOOSTER CW SPIRIT 50 KAT	1999-2000	P400485120001	P400485120006
50 cc. BOOSTER CW 50	1990-1994	P400485120001	P400485120006
50 cc. BOOSTER CW 50	2001-2002	P400485120001	P400485120006
50 cc. CS MACH G 50	2002-2003	P400485120002	P400485120005
50 cc. CT 50 S / SS SORRISO	1991-1995	P400485120001	P400485120006
50 cc. EW STUNT 50	2000-2002	P400485120001	P400485120006
50 cc. HOT CHAMP 50		P400485120002	P400485120005
50 cc. YA EQUALIS 50		P400485120002	P400485120005
50 cc. YA R FORTE 50	1994-1995	P400485120002	P400485120005
50 cc. YA TA NEW SORRISO	1995-1996	P400485120001	P400485120006
50 cc. YE EVOLIS 50	1992-1995	P400485120002	P400485120005
50 cc. YH 50 FLIPPER	1998-2002	P400485120002	P400485120005
50 cc. YM 50 FIZZ	1994-1995	P400485120002	P400485120005
50 cc. YN R OVETTO EURO1 50	2002-2004	P400485120002	P400485120005
50 cc. YN R OVETTO EURO2 50	2003	P400485120002	P400485120005
50 cc. YN R OVETTO 50	1997-2001	P400485120002	P400485120005
50 cc. YQ L NITRO JAGUAR 50	2004	P400485120002	P400485120005
50 cc. YQ NITRO EURO2 50	2003	P400485120002	P400485120006
50 cc. YQ NITRO 50 LC / CAT	1997-2002	P400485120002	P400485120005
50 cc. YQ NITRO 50 LC / CAT	2004	P400485120002	P400485120005
MOTOESA			
50 cc. PUCH 50			002008
MOTRON			
50 cc. STING 50		P400485120002	P400485120005
50 cc. SYNCRO 50		P400485120002	P400485120005
50 cc. THUNDER 50		P400485120002	P400485120005
PEUGEOT			
50 cc. SPEEDFIGHT 50	2004-2006	P400420120001	
PIAGGIO			

APPLICAZIONI / APPLICATIONS	ANNO / YEAR	SPORTING	RACING
50 cc. FLY 50 2T	2005	P400480120001	P400480120003
50 cc. FREE DELIVERY 50	2000-2001	P400480120001	P400480120003
50 cc. FREE 50	1992-1994	P400480120001	P400480120003
50 cc. FREE 50 FL	1995-2002	P400480120001	P400480120003
50 cc. LIBERTY 50	1997-2005	P400480120001	P400480120003
50 cc. LIBERTY 50 PTT EU2 2T	2004-2005	P400480120001	P400480120003
50 cc. NRG MC3 50 AIR	2001-2004	P400480120001	P400480120003
50 cc. NRG 50 / RST MC2 LC	1996-1998	P400480120001	P400480120003
50 cc. NRG 50 EXTREME	1999-2000	P400480120001	P400480120003
50 cc. NRG 50 EXTREME LC	1999-2000	P400480120001	P400480120003
50 cc. NRG 50 LC	1994-1996	P400480120001	P400480120003
50 cc. NRG 50 MC3 DD LC	2001	P400480120001	P400480120003
50 cc. NTT 50 LC	1995-1996	P400480120001	P400480120003
50 cc. PUCH 1 50			002008
50 cc. QUARTZ 50	1992-1996	P400480120001	P400480120003
50 cc. SFERA 50 / BASE	1991-1993	P400480120001	P400480120003
50 cc. SFERA 50 MAQUILLAGE 2	1994	P400480120001	P400480120003
50 cc. SFERA 50 RST	1995-1997	P400480120001	P400480120003
50 cc. VESPA 50 ET2 - CARBURATORE	1997-2005	P400480120001	P400480120003
50 cc. ZIP BASE 50	1992-1996	P400480120001	P400480120003
50 cc. ZIP EURO1 50	2000-2002	P400480120001	P400480120003
50 cc. ZIP FAST RAIDER RST 50	1996-1997	P400480120001	P400480120003
50 cc. ZIP FAST RAIDER 50	1993-1994	P400480120001	P400480120003
50 cc. ZIP RST 50 AIR	1996-1999	P400480120001	P400480120003
50 cc. ZIP 50 DISCO		P400480120001	P400480120003
50 cc. ZIP 50 H2O / SP	1996-2004	P400480120001	P400480120003
75 cc. SFERA 75		P400480120001	P400480120003
PUCH			
50 cc. MACHO 50			002008
50 cc. P1XL 50			002008
50 cc. RIDER 50			002008
50 cc. SUPER MAXI 50			002008
YAMAHA			
50 cc. BW'S BUMP 50	1997-1998	P400485120001	P400485120006
50 cc. BW'S NEXT GENERATION 50	1997-2003	P400485120001	P400485120006
50 cc. BW'S NEXT GENERATION 50 KAT	1999-2000	P400485120001	P400485120006
50 cc. BW'S ORIGINAL 50 / SPY	1997-2002	P400485120001	P400485120006
50 cc. BW'S R 50	2001	P400485120001	P400485120006
50 cc. CS JOG R 50	2002	P400485120002	P400485120005
50 cc. CT 50 SUPER SPORT	1990-1995	P400485120001	P400485120006
50 cc. CW 50 RS SPY	1995-1998	P400485120001	P400485120006
50 cc. EW SLIDER 50	2000-2002	P400485120001	P400485120006
50 cc. JOG ER 50		P400485120002	P400485120005
50 cc. JOG 50		P400485120002	P400485120005
50 cc. YA R AXIS 50	1995-1996	P400485120002	P400485120005
50 cc. YA ZA JOG Z 50		P400485120002	P400485120005
50 cc. YE ZEST 50		P400485120002	P400485120005
50 cc. YH WHY 50	1998-2002	P400485120002	P400485120005
50 cc. YM 50 BREEZE	1994-1995	P400485120002	P400485120005
50 cc. YN R NEO'S 50 / OVETTO	1997-2002	P400485120002	P400485120005
50 cc. YQ AEROX 50 LC	1997-2005	P400485120002	P400485120005
50 cc. YQ L AEROX EURO2 50	2003	P400485120002	P400485120005
50 cc. YW50 ZUMA 50		P400485120001	P400485120006
125 cc. DT 125 R/RE/X			P400485120007
125 cc. YZF 125 R	2008-2011		P400485120009

APRILIA RS 50

P400010120003 *21 Marmitta Racing completa (1999-2001) / Racing complete exhaust pipe (1999-2001)



APRILIA RS 125

P400010120001 Marmitta con silenziatore in alluminio (-2005) / Exhaust pipe with aluminium silencer (-2005)
P400010120002 Marmitta con silenziatore in carbonio (-2005) / Exhaust pipe with carbon silencer (-2005)



CAGIVA MITO 125

P400090120001 Marmitta con silenziatore in alluminio (-2005) / Exhaust pipe with an aluminium silencer (-2005)
P400090120002 Marmitta con silenziatore in carbonio (-2005) / Exhaust pipe with a carbon silencer (-2005)



HONDA NSR 125

P400210120001 Marmitta con silenziatore in alluminio (-2005) / Exhaust pipe with an aluminium silencer (-2005)
P400210120002 Marmitta con silenziatore in carbonio (-2005) / Exhaust pipe with a carbon silencer (-2005)



MOTOESA PUCH 50 - PIAGGIO PUCH 1 50 - PUCH MACHO 50, P1XL 50, RIDER 50, SUPER MAXI 50, MAXI 50

002008 Marmitta speciale cromata con tubo scarico Ø 28 mm / Special chromed exhaust pipe Ø 28 mm



YAMAHA DT 125 R/RE, TDR 125, TZR 125 R/RR

P400485120007 Marmitta espansiva completa / Complete exhaust pipe
S410485300007 Marmitta espansiva / Exhaust pipe
S4104853030005 Silenziatore in alluminio / Aluminium silencer



SILENZIATORI / SILENCERS

001407/1 Silenziatore in alluminio 70x250 mm con manicotto per 125 cc - attacco interno Ø 25 mm
Aluminium silencer 70x250 mm with a sleeve for 125 cc - internal mouth Ø 25 mm
001407/3 Manicotto in gomma per tubi da Ø 22 a Ø 26 / Rubber sleeve for pipes between Ø 22 mm and Ø 26 mm

001407/2 Silenziatore 70x250 mm in fibra di carbonio con manicotto per 125 cc - attacco interno Ø 25 mm
Carbon silencer 70x250 mm with a sleeve for 125 cc - internal mouth Ø 25 mm
001407/3 Manicotto in gomma per tubi da Ø 22 a Ø 26 / Rubber sleeve for pipes between Ø 22 mm and Ø 26 mm

S410000303001 Silenziatore rigenerabile in fibra di carbonio 60x250 mm - Imbocco interno Ø 18 mm per 50-80 cc
Carbon silencer 60x250 mm - internal mouth Ø 18 mm for 50-80 cc

S410000303002 Silenziatore rigenerabile in fibra di carbonio 60x250 mm - Imbocco interno Ø 20 mm per 50-80 cc
Carbon silencer 60x250 mm - internal mouth Ø 20 mm for 50-80 cc

S410000303003 Silenziatore rigenerabile in fibra di carbonio 60x250 mm - Imbocco interno Ø 22 mm per 50-80 cc
Carbon silencer 60x250 mm - internal mouth Ø 22 mm for 50-80 cc



S410000303004 Silenziatore rigenerabile in alluminio 60x250 mm - Imbocco interno Ø 18 mm per 50-80 cc
Aluminium silencer 60x250 mm - internal mouth Ø 18 mm for 50-80 cc

S410000303005 Silenziatore rigenerabile in alluminio 60x250 mm - Imbocco interno Ø 20 mm per 50-80 cc
Aluminium silencer 60x250 mm - internal mouth Ø 20 mm for 50-80 cc

S410000303006 Silenziatore rigenerabile in alluminio 60x250 mm - Imbocco interno Ø 22 mm per 50-80 cc
Aluminium silencer 60x250 mm - internal mouth Ø 22 mm for 50-80 cc



S410000500004 Fascia attacco silenziatore per marmitte Sporting e Racing
Silencer connecting strip for exhaust pipes Sporting and Racing



S310000012001 Gommino silenziatore Ø 21/22 per marmitte Sporting e Racing
Rubber pipe for silencer Ø 21/22, for exhaust pipes Sporting and Racing

P400485121001 Kit montaggio marmitta
Exhaust pipe assembling kit

P400485121002 Kit montaggio marmitta
Exhaust pipe assembling kit



LANA DI VETRO PER SILENZIATORI 2 E 4 TEMPI

FIBERGLASS WOOL FOR 2 AND 4 STROKE EXHAUST PIPES

LAINE DE VERRE POUR SILENCIATEURS 2 ET 4 TEMPS

FIBRA SILENCIADOR 2 Y 4 TIEMPOS

FOGLI DA 500 x 700 mm x 7 mm A DENSITÀ 2,6 g/cm³
SHEET 500 x 700 mm x 7 mm WITH DENSITY OF 2,6 g/cm³
FEUILLES 500 x 700 mm À DENSITÉ 2,6 g/cm³
PAPELES DE 500 x 700 mm x 7 mm A DENSIDAD 2,6 g/cm³

P/N: S410000999001

Per rispondere alla crescente richiesta della clientela, **ATHENA** da oggi offre un materiale fonoassorbente per silenziatori di scarico appositamente studiato per andare incontro alle più alte esigenze di insonorizzazione. Questa speciale lana di vetro, studiata per silenziatori di scarico 2 e 4 tempi a una densità di 2,6 g/cm³, ha una capacità di resistenza continua fino a 550°C con picco massimo di 800°C.

Le sue caratteristiche fisiche le permettono di resistere ai ritorni di fiamma provocati dai motori 4 tempi ad alte prestazioni, e all'imbrattamento provocato dall'olio nei motori 2 tempi.

*Due to an increasing number of customers requests, **ATHENA** offers now a phonoabsorbant material for exhaust silencers specifically developed to meet the highest needs for insonorization.*

This special fiberglass wool, designed for 2 and 4 stroke exhaust silencers with density of 2,6 g/cm³, can bear working temperatures up to 550°C and peak temperatures up to 800°C.

Thanks to its physical features it resists back-drafts and prevents fiberglass stiffness caused by exhaust oils.

*Afin de répondre à la demande croissante de ses clients, **ATHENA** offre à partir d'aujourd'hui un matériel absorbant phonique en plaque laine de verre pour les silencieux d'échappement développé pour satisfaire toutes les exigences d'insonorisation.*

Cette laine de verre spéciale, étudiée pour les silencieux d'échappement 2 et 4 temps à densité 2,6 g/cm³, a une résistance constante jusqu'à 550°C avec des pic jusqu'à 800°C.

Ses caractéristiques physiques lui permettent de résister aux retours de flamme et au durcissement provoqué par les huiles échappement.

*Para responder a la creciente demanda, **ATHENA** desde hoy ofrece una fibra para los silenciadores de escape, desarrollada para satisfacer todas las necesidades de insonorización.*

Esta especial lana de vidrio, expresamente estudiada para los silenciadores de escape 2 y 4 tiempos a densidad 2,6 g/cm³, resiste normalmente hasta 550c y con puntas hasta 800°C.

Sus características físicas le permiten resistir a las flamas provocadas de los motores 4 tiempos, y al ensuciamiento provocado de los aceites en los motores 2 tiempos.





ATHENA dispone della gamma più completa al mondo di kit paraolio forcella e kit parapolvere forcella; inoltre, su specifiche applicazioni viene offerto un kit ricambio singolo stelo composto da un paraolio forcella ed un parapolvere. La qualità dei paraolio Athena sostituisce e migliora il prodotto originale.

Per praticità di consultazione abbiamo dato due possibilità di ricerca: la prima in ordine di applicazione di marca e modello e la seconda che elenca tutte le applicazione possibili per singolo codice.



ATHENA offers the most complete range of fork oil seal kits and dust seal kits; furthermore, on special applications we can offer a single fork kit, composed of, one oil seal and one dust seal. The quality of Athena oil seals meets or exceeds OEM quality. . In order to easily access our information, we provide for two methods of research: the first one is by trademark/model and the second one showing all the applications for every Part Number.



ATHENA offre la gamme la plus complète de kits joints spy de fourche et de kits cache poussière; en plus, pour des affectations spécifiques est disponible un kit pour un seul tube, avec un joint spy de fourche et un cache poussière. La qualité du joint spy Athena remplace et améliore le produit origine. Pour une consultation plus rapide et facile, nous proposons deux modalités de recherche : la première par marque/modèle et la seconde en choisissant les affectations disponibles pour chaque référence.





ATHENA tiene la gama más completa del mundo de juego retenes horquillas y juntas; además en algunos modelos se ofrece un juego de recambio para una horquilla, quiere decir un retén y una junta. La calidad de los retenes Athena sustituye y mejora el producto original.



Para facilitar las consultas, damos dos posibilidad de búsqueda: la primera en orden de aplicaciones de marca y modelo y la segunda que detalla todas las aplicaciones de cada referencia.





APPLICAZIONI PER MARCA / APPLICATION BY MAKE

APPLICAZIONI / APPLICATIONS	ANNO / YEAR	 FORK OIL SEALS KIT	 FORK DUST SEALS KIT
APRILIA			
50 cc. AF1 50	1988-1992	P40FORK455017	
50 cc. CLASSIC 50	1992-1998	P40FORK455017	
50 cc. ET 50 TUAREG / RALLY	1984-1986	P40FORK455017	
	1990	P40FORK455050	
	1991-1992	P40FORK455029	
50 cc. EUROPA 50	1990-1992	P40FORK455017	
50 cc. GULLIVER 50	1994	P40FORK455107	
	1995-1998	P40FORK455075	
50 cc. GULLIVER 50 LC		P40FORK455107	
50 cc. MX 50	1982-1983	P40FORK455029	
50 cc. PEGASO 50	1992-1994	P40FORK455029	
50 cc. RC 50 / SPECIAL 50	1982	P40FORK455017	
50 cc. RED ROSE 50	1987-1994	P40FORK455017	
50 cc. RS 50	1993-1998	P40FORK455011	*462
	1996-1998	P40FORK455075	
	1996-1998	P40FORK455107	*464
	1999	P40FORK455029	
	1999-2005	P40FORK455169	*462
	1999-2005	P40FORK455171	*461
	2006-2010	P40FORK455050	*465
50 cc. RS4 50	2011-2013	P40FORK455199	
50 cc. RX 50	1989-1990	P40FORK455029	
	1989-1990	P40FORK455062	
	1992-2004	P40FORK455029	
	2008-2013	P40FORK455090	
50 cc. SCARABEO 4T RESTYLING EU3	2006-2009	P40FORK455011	
50 cc. SCARABEO 50	1993-2005	P40FORK455079	
50 cc. SCARABEO 50 4T	2002-2006	P40FORK455011	
50 cc. SCARABEO QUATTRO 50 CC	2009	P40FORK455011	
50 cc. SCARABEO STREET 50	2005-2006	P40FORK455079	*464
50 cc. SCARABEO STREET RESTYLING	2006-2009	P40FORK455011	
50 cc. SONIC 50	1998-2001	P40FORK455080	
50 cc. SONIC GP	1998-2008	P40FORK455080	
50 cc. SPORT CITY ONE 50 2T	2008-2010	P40FORK455188	
	2008-2011		P40FORK455182
50 cc. SPORT CITY ONE 50 4T	2008-2010	P40FORK455188	P40FORK455182
50 cc. SR 50 / REPLIC ARIA	1993-2005	P40FORK455011	*462
	1994-1998	P40FORK455075	
	1997-2001	P40FORK455107	*464
	1999	P40FORK455029	
50 cc. SR 50 / REPLIC A LC	1994-1999	P40FORK455011	*128
	1997-2000	P40FORK455107	*184
50 cc. SR 50 LC	1994-1999	P40FORK455011	
50 cc. SR 50 R FACTORY (ENGINE APRILIA)	2004-2008	P40FORK455013	
50 cc. SR 50 RACING LC	1997-1998	P40FORK455011	
	1997-1998	P40FORK455075	
50 cc. SR 50 STEALTH LC	1997-1998	P40FORK455011	
	1997-1998	P40FORK455075	
50 cc. SR DI TECH EURO2 50	2002-2003	P40FORK455011	*508
50 cc. SR H2O DITECH E CARBUR.	2000-2003	P40FORK455011	*508
50 cc. SR R FACTORY	2004-2012	P40FORK455013	
50 cc. SR STEALTH RACING 50	1997-1999	P40FORK455011	*462
	1997-1999	P40FORK455107	*464
50 cc. SR STREET	2003-2012	P40FORK455011	*508
50 cc. SR WWW 50	1997-2001	P40FORK455011	*508
50 cc. SX 50	2006-2013	P40FORK455090	
100 cc. SCARABEO 100	2001-2004	P40FORK455011	
100 cc. SCARABEO 4T / RESTYLING EU3 50 4T	2006-2010	P40FORK455011	
125 cc. AF1 125 EUROPA / FUTURA	1987	P40FORK455037	
	1990-1992	P40FORK455050	
125 cc. AF1 125 FUTURA / REPLIC A	1988-1992	P40FORK455043	
	1992	P40FORK455063	


ALT.= seconda opzione/second option

APPLICAZIONI / APPLICATIONS	ANNO / YEAR		
APRILIA			
125 cc. AF1 125 SINTESI / REPLICA / SPORT	1988-1989	P40FORK455044	
	1989-1990	P40FORK455043	
125 cc. ATLANTIC 125	2003-2006	P40FORK455169	*462
	2003-2011	P40FORK455029	*462
	2003-2011	P40FORK455135	*464
	2003-2011	P40FORK455171	*461
125 cc. ATLANTIC EU3 125	2003-2008	P40FORK455169	*462
125 cc. ETX 125	1985-1987	P40FORK455029	
125 cc. EUROPA 125	1990-1991	P40FORK455044	
	1991-1993	P40FORK455063	
125 cc. LEONARDO 125 4T	1996-2001	P40FORK455061	
125 cc. LEONARDO ST 125	2001-2004	P40FORK455135	
125 cc. MX 125	1985	P40FORK455064	
125 cc. PEGASO 125	1989-1990	P40FORK455044	
	1991-1994	P40FORK455050	
125 cc. RED ROSE 125	1987-1994	P40FORK455029	
	1988-1989	P40FORK455062	
125 cc. RS 125 / REPLICA	1992-1999	P40FORK455050	
	2006-2010	P40FORK455138	P40FORK455189
125 cc. RS-4 125	2011-2013	P40FORK455199	
125 cc. RX 125	1985-1989	P40FORK455050	
	1990-1991	P40FORK455053	
	1992	P40FORK455050	
	2008	P40FORK455138	
	2008-2010		P40FORK455189
125 cc. SCARABEO (MOT.ROTAX) 125	1999-2003	P40FORK455029	
125 cc. SCARABEO 125 LIGHT	2007-2009	P40FORK455135	
125 cc. SPORT CITY 125	2004-2006	P40FORK455171	
125 cc. SPORT CITY CUBE 125	2008-2010	P40FORK455171	
125 cc. SPORT CITY EU3	2007-2008	P40FORK455171	
125 cc. SPORT CITY ONE	2008-2010	P40FORK455188	
125 cc. SR 125	1999-2001	P40FORK455011	
125 cc. SR 125 SPORT CITY	2006	P40FORK455171	
125 cc. SR MAX 125	2011	P40FORK455146	
125 cc. ST 125 STRADA	1983	P40FORK455066	
125 cc. STX 125	1984	P40FORK455017	
125 cc. SX 125	2008	P40FORK455138	
	2008-2010		P40FORK455189
125 cc. TC 125	1985	P40FORK455029	
125 cc. TUAREG 125	1985-1987	P40FORK455029	
125 cc. TUAREG 125 RALLY	1985-1992	P40FORK455050	
	1990	P40FORK455053	
125 cc. TUAREG 125 WIND	1988-1989	P40FORK455044	
	1990-1991	P40FORK455043	
125 cc. TX 125	1985-1986	P40FORK455029	
150 cc. LEONARDO 150 4T	1996-2001	P40FORK455061	
150 cc. LEONARDO ST 150	2001-2004	P40FORK455135	
150 cc. SCARABEO (MOT. ROTAX) 150	1999-2003	P40FORK455029	
200 cc. ATLANTIC 200 4T LC	2003-2006	P40FORK455029	*462
	2003-2006	P40FORK455135	*464
	2003-2006	P40FORK455171	*461
	1999-2003	P40FORK455029	
200 cc. SCARABEO (MOT. ROTAX) 200	2007-2009	P40FORK455135	
200 cc. SCARABEO 200 LIGHT	2006-2008	P40FORK455171	
200 cc. SPORT CITY 200	2008-2010	P40FORK455171	
200 cc. SPORT CITY CUBE 200	2003-2009	P40FORK455029	*462
250 cc. ATLANTIC 250	2003-2009	P40FORK455135	*464
	2003-2009	P40FORK455171	*461
250 cc. LEONARDO 250	1999-2004	P40FORK455029	*462
	1999-2004	P40FORK455135	*464
250 cc. MX 250	1983	P40FORK455050	
	1985	P40FORK455064	
250 cc. RS 250	1995-1997	P40FORK455050	

ALT.= seconda opzione/second option

APPLICAZIONI / APPLICATIONS	ANNO / YEAR	 FORK OIL SEALS KIT	 FORK DUST SEALS KIT
APRILIA			
250 cc. RX 250	1983-1985	P40FORK455050	
250 cc. SCARABEO LIGHT 250	2006-2008	P40FORK455171	
250 cc. SPORT CITY 250	2006-2008	P40FORK455171	
250 cc. SPORT CITY CUBE 250	2008-2010	P40FORK455171	
250 cc. TUAREG 250 / RALLY	1984	P40FORK455050	
280 cc. CLIMBER 280	1994	P40FORK455029	
300 cc. ATLANTIC 300	2010-2011	P40FORK455029	*462
	2010-2011	P40FORK455135	*464
	2010-2011	P40FORK455171	*461
300 cc. LEONARDO 300	1999-2004	P40FORK455029	*462
	1999-2004	P40FORK455135	*464
300 cc. SCARABEO LIGHT 300	2009	P40FORK455171	
300 cc. SPORT CITY 300	2006	P40FORK455171	
300 cc. SPORT CITY CUBE 300	2008-2010	P40FORK455171	
300 cc. SR MAX 300	2011	P40FORK455146	
300 cc. TX 300 / M	1985-1986	P40FORK455029	
350 cc. ETX 350	1985-1989	P40FORK455044	
350 cc. TUAREG 350 WIND	1986-1987	P40FORK455050	
	1988-1990	P40FORK455065	
400 cc. ATLANTIC SPRINT 400	2005-2007	P40FORK455050	*462
	2005-2008	P40FORK455029	*462
	2005-2008	P40FORK455135	*464
	2005-2008	P40FORK455171	*461
500 cc. ATLANTIC 500	2001-2004	P40FORK455050	
500 cc. ATLANTIC SPRINT 500	2005-2008	P40FORK455029	*462
	2005-2008	P40FORK455135	*464
	2005-2008	P40FORK455171	*461
500 cc. SCARABEO 500	2003-2006	P40FORK455050	*462
600 cc. TUAREG 600 / SPX / PARIS DAKAR / WIND	1988-1993	P40FORK455065	
	1990-1991	P40FORK455065	
650 cc. MOTO' 6.5	1995-1999	P40FORK455050	
650 cc. PEGASO 650	1989	P40FORK455065	
	1992-1993	P40FORK455063	
	1992-1998	P40FORK455050	
650 cc. TUAREG 650 UPSIDE DOWN	1993-1994	P40FORK455063	
750 cc. DORSODURO	2008-2012	P40FORK455170	
	2008-2012	P40FORK455193	*717
750 cc. SHIVER	2007-2013	P40FORK455170	
750 cc. SHIVER GT 750	2009-2013	P40FORK455170	
850 cc. MANA / GT	2008-2012	P40FORK455170	*464
	2009-2012	P40FORK455193	*717
850 cc. SRV	2012	P40FORK455165	
1.000 cc. ETV CAPO NORD / RALLY / ABS	2001-2005	P40FORK455078	
1.000 cc. RSV 1000 R	2000-2007	P40FORK455154	
1.000 cc. RSV 1000 R FACTORY / DREAM	2000-2007	P40FORK455154	
1.000 cc. RSV 1000 TUONO FIGHTER	2000-2007	P40FORK455154	
1.000 cc. RSV 1000 TUONO R	2000-2009	P40FORK455154	
1.000 cc. RSV4 1000 R/FACTORY/SPECIAL EDITION	2009-2013	P40FORK455154	*713
	2010	P40FORK455093	
	2011-2013	P40FORK455193	*717
1.000 cc. TUONO 1000 R	2000-2007	P40FORK455154	
1.000 cc. TUONO V4 R STD - APRC 1000	2011-2013	P40FORK455193	
	2011-2013	P40FORK455193	
1.200 cc. CAPONORD 1200	2013	P40FORK455193	*717
1.200 cc. DORSODURO 1200	2011-2013	P40FORK455193	*717
BENELLI			
125 cc. 125	1978-1982	P40FORK455066	
125 cc. 2T 125	1978	P40FORK455066	
125 cc. ENDURO 125	1984	P40FORK455066	
250 cc. 250	1980-1982	P40FORK455066	
350 cc. 350 4 CIL.	1978	P40FORK455066	
354 cc. 354 SPORT	1978	P40FORK455066	
354 cc. 354 SPORT II	1978-1983	P40FORK455066	



ALT.= seconda opzione/second option

APPLICAZIONI / APPLICATIONS	ANNO / YEAR	 FORK OIL SEALS KIT	 FORK DUST SEALS KIT
BENELLI			
354 cc. 354 T	1978	P40FORK455066	
500 cc. 500 FD		P40FORK455063	
500 cc. 500 LS	1978	P40FORK455066	
500 cc. 500 QUATTRO	1976	P40FORK455029	
504 cc. 504	1978	P40FORK455029	
654 cc. 654	1982-1987	P40FORK455029	
654 cc. 654 SPORT	1978-1987	P40FORK455029	
654 cc. 654 T	1978	P40FORK455029	
750 cc. 750 FD		P40FORK455063	
750 cc. 750 SEI	1976	P40FORK455029	
BETA			
50 cc. ARK 50	1996-2008	P40FORK455109	
50 cc. ARK 50 LC	1996-2003	P40FORK455107	
	2004-2008	P40FORK455109	
50 cc. ARK SERIE K 50 LC	1998-2005	P40FORK455109	
50 cc. EIKON 50 LC	1999	P40FORK455109	
50 cc. QUADRA CHRONO 502 50	1994-1999	P40FORK455107	
50 cc. TEMPO 50	1994-1999	P40FORK455107	
125 cc. EIKON 125	2000-2002	P40FORK455061	
125 cc. RX 125	1985-1986	P40FORK455029	
150 cc. EIKON 150	2000-2002	P40FORK455061	
250 cc. RX 250	1985-1986	P40FORK455029	
BETOR / BULTACO			
0 cc. 32 MM FORK TUBES		P40FORK455066	
0 cc. 35 MM FORK TUBES		P40FORK455029	
0 cc. 38 MM FORK TUBES		P40FORK455044	
BMW			
0 cc. ALL MODELS	1970-1984	P40FORK455034	
	1984	P40FORK455046	
600 cc. C 600 SPORT	2013	P40FORK455138	P40FORK455189
650 cc. C 650 GT	2013	P40FORK455138	P40FORK455189
650 cc. F 650 CS SCARVER	2000-2005	P40FORK455183	
650 cc. F 650 GS	2006-2012	P40FORK455183	
650 cc. G 650 GS	2006-2007	P40FORK455085	
650 cc. G650 XCHALLENGE 650	2006-2007	P40FORK455085	P40FORK455179
650 cc. G650 XCOUNTRY 650	2006-2009	P40FORK455085	
	2006-2010		P40FORK455179
650 cc. G650 XMOTO 650	2006-2007		P40FORK455179
650 cc. R65	1985-1987	P40FORK455196	
700 cc. F 700 GS	2013	P40FORK455183	
750 cc. K75	1985-1995	P40FORK455195	
800 cc. F 800 GS	2006-2012	P40FORK455085	P40FORK455179
	2013	P40FORK455191	P40FORK455192
800 cc. F 800 R	2005-2010	P40FORK455157	
800 cc. F 800 S	2004-2010	P40FORK455157	
800 cc. F 800 ST	2004-2012	P40FORK455157	
800 cc. R80	1984-1987	P40FORK455196	
850 cc. R 850 C	1997-2000	P40FORK455135	
850 cc. R 850 GS	1996-2000	P40FORK455135	
850 cc. R 850 R	1994-2007	P40FORK455135	
900 cc. R 900 RT	2005-2010	P40FORK455135	
1.000 cc. K 100 LT	1986-1991	P40FORK455195	
1.000 cc. K 100 RT	1984-1988	P40FORK455195	
1.000 cc. K 100 SERIES	1983-1990	P40FORK455051	
1.000 cc. K1	1989-1992	P40FORK455194	
1.000 cc. K100	1984-1986	P40FORK455195	
1.000 cc. K100 RS	1984-1989	P40FORK455195	
	1990-1992	P40FORK455194	
1.000 cc. R 100 RS / RT	1986	P40FORK455046	
1.000 cc. R100 RS	1987-1992	P40FORK455196	
1.000 cc. R100 RT	1987-1995	P40FORK455196	
1.000 cc. S 1000 RR	2012-2014	P40FORK455207	



ALT.= seconda opzione/second option

APPLICAZIONI / APPLICATIONS	ANNO / YEAR	 FORK OIL SEALS KIT	 FORK DUST SEALS KIT
BMW			
1.100 cc. K 1100 LT	1992-1997	P40FORK455194	
1.100 cc. K 1100 RS	1992-1996	P40FORK455194	
1.100 cc. R 1100 R	1993-2001	P40FORK455135	
1.100 cc. R 1100 RS	1992-2001	P40FORK455135	
1.100 cc. R 1100 RT	1994-2001	P40FORK455135	
1.100 cc. R 1100 S	1996-2005	P40FORK455135	
1.150 cc. R 1150 GS	1998-2003	P40FORK455135	
1.150 cc. R 1150 GS ADVENTURE	2001-2003	P40FORK455135	
1.150 cc. R 1150 R	1999-2006	P40FORK455135	
1.150 cc. R 1150 RS	2000-2004	P40FORK455135	
1.150 cc. R 1150 RT WITH INTEGRAL ABS	2000-2006	P40FORK455135	
1.200 cc. HP2 1200 ENDURO	2004-2006	P40FORK455085	P40FORK455179
1.200 cc. HP2 MEGAMOTO 1200	2006-2008	P40FORK455085	P40FORK455179
1.200 cc. HP2 SPORT 1200	2007-2010	P40FORK455183	
1.200 cc. K 1200 GT WITH INTEGRAL ABS	2002-2005	P40FORK455135	
1.200 cc. K 1200 LT	1997-2008	P40FORK455135	
1.200 cc. K 1200 RS	2000-2005	P40FORK455135	
1.200 cc. R 1200 C	1996-2003	P40FORK455135	
1.200 cc. R 1200 GS / ADVENTURE	2004-2012	P40FORK455183	
1.200 cc. R 1200 GS HP2	1994-2003	P40FORK455135	
	2004-2012	P40FORK455183	
1.200 cc. R 1200 R	2005-2009	P40FORK455135	
	2011-2012	P40FORK455183	
1.200 cc. R 1200 ST/RT	2003-2009	P40FORK455135	
	2003-2012	P40FORK455183	
BOGE			
0 cc. 35 MM FORK TUBES		P40FORK455029	
BULTACO			
0 cc. 32 MM FORK TUBES		P40FORK455066	
0 cc. 35 MM FORK TUBES		P40FORK455029	
0 cc. 38 MM FORK TUBES		P40FORK455044	
CAGIVA			
50 cc. COCIS 50		P40FORK455061	
	1988-1990	P40FORK455029	
50 cc. CUCCILO 50	1998-2001	P40FORK455011	
50 cc. K3 50		P40FORK455061	
50 cc. PRIMA 50	1992-1994	P40FORK455066	
50 cc. PROGRESS 50 ARIA	1997-2001	P40FORK455107	
50 cc. SUPER CITY 50	1992-1994	P40FORK455029	
50 cc. W4 50	1992-1994	P40FORK455061	
75 cc. PRIMA 75	1992-1994	P40FORK455066	
80 cc. SUPER CITY 80	1992-1994	P40FORK455029	
80 cc. W4 80	1992-1994	P40FORK455061	
125 cc. ALETTA ORO 125 S1	1985-1986	P40FORK455029	
125 cc. ALETTA ROSSA 125 WSX	1983-1987	P40FORK455029	
	1983-1987	P40FORK455029	
125 cc. BLUES 125	1988-1992	P40FORK455029	
125 cc. CRUISER 125	1987-1989	P40FORK455029	
125 cc. ELECTRA 125	1984	P40FORK455017	
125 cc. ELEFANT 125 / ELEFANT 2	1984-1988	P40FORK455029	
125 cc. ELEFANT 3 125	1986-1988	P40FORK455029	
125 cc. FRECCIA 125 C9 / C10 / C12 / SP		P40FORK455061	
	1987-1990	P40FORK455029	
125 cc. LOW RIDER 125	1984-1986	P40FORK455017	
125 cc. MITO 125 / LAWSON	1992-1994	P40FORK455050	
125 cc. N 125	1990	P40FORK455050	
125 cc. N 90 125	1990	P40FORK455050	
125 cc. RX 125	1981	P40FORK455029	
125 cc. SST 125	1983-1987	P40FORK455066	
125 cc. SUPERCITY 125		P40FORK455050	
125 cc. SXT 125	1982-1984	P40FORK455029	
125 cc. TAMANACO 125	1987-1989	P40FORK455050	



ALT.= seconda opzione/second option

APPLICAZIONI / APPLICATIONS	ANNO / YEAR	 FORK OIL SEALS KIT	 FORK DUST SEALS KIT
CAGIVA			
125 cc. WRX 125	1982	P40FORK455044	
200 cc. ELEFANT 2 200	1985-1986	P40FORK455029	
200 cc. WSXT 200		P40FORK455029	
250 cc. ALA BLU 250 SX	1982-1984	P40FORK455029	
250 cc. MXR 250	1981	P40FORK455044	
250 cc. RX 250	1981	P40FORK455029	
250 cc. SST 250	1982-1984	P40FORK455029	
350 cc. ALA BLU 350 SX	1982-1984	P40FORK455029	
350 cc. ALA ROSSA 350		P40FORK455063	
	1983-1988	P40FORK455044	
350 cc. ALAZURRA 350 / GT	1983-1988	P40FORK455029	
350 cc. ELEFANT 350	1985-1988	P40FORK455064	
350 cc. SST 350	1983-1984	P40FORK455029	
350 cc. SX 350	1982	P40FORK455029	
350 cc. T4 350 E / R	1984	P40FORK455050	
500 cc. T4 500	1987-1988	P40FORK455050	
500 cc. WMX 500	1985-1986	P40FORK455064	
650 cc. ALAZZURRA 650	1984-1988	P40FORK455029	
650 cc. ELEFANT 650	1984-1987	P40FORK455064	
750 cc. ELEFANT 750 / BIFARO	1987-1989	P40FORK455064	
750 cc. LUCKY EXPLORER 750	1990-1994	P40FORK455064	
900 cc. ELEFANT 900 I.E.	1990-1994	P40FORK455064	
900 cc. GRAN CANYON 900	1998-2000	P40FORK455085	
CAN-AM			
0 cc. 35 MM FORK TUBES		P40FORK455029	
0 cc. 38 MM FORK TUBES		P40FORK455044	
0 cc. 42 MM FORK TUBES		P40FORK455064	
CERIANI			
0 cc. 32 MM FORK TUBES		P40FORK455066	
0 cc. 35 MM FORK TUBES		P40FORK455029	
0 cc. 38 MM FORK TUBES		P40FORK455044	
DERBI			
50 cc. BOULEVARD 50 4T	2009	P40FORK455188	P40FORK455182
50 cc. BOULEVARD 50 EU2 2T	2009-2012	P40FORK455188	P40FORK455182
50 cc. BULTACO 50 LOBITO / ASTRO	1998-2001	P40FORK455050	
50 cc. GP1 OPEN EU2	2006-2009	P40FORK455172	
50 cc. GPR 50 NUDE	2004	P40FORK455050	
50 cc. GPR 50 R	1997-2000	P40FORK455135	
50 cc. GPR 50 RACING / E2	2004-2005	P40FORK455050	
50 cc. GPR 50 REPLICA	1999-2001	P40FORK455135	
50 cc. GPR 50 REPLICA RACING	2002-2003	P40FORK455132	
50 cc. GPR NUDE	2006-2008	P40FORK455050	
50 cc. SENDA 50 R	1999	P40FORK455134	
	2000-2001	P40FORK455135	
50 cc. SENDA 50 R DRD	2002	P40FORK455050	
50 cc. SENDA 50 R DRD RACING LTD	2005	P40FORK455050	
50 cc. SENDA 50 SM DRD / BLACK ED.	2002-2003	P40FORK455050	
50 cc. SENDA 50 SM DRD RACING LTD / EU2	2005	P40FORK455050	
50 cc. SENDA R DRD PRO E2	2005-2009	P40FORK455050	
50 cc. SENDA R DRD PRO EU2	2005-2011		P40FORK455189 *462
50 cc. SENDA R DRD RACING E2	2005-2008	P40FORK455050 *462	
	2005-2008	P40FORK455090 *539	
50 cc. SENDA R X-RACE E2	2003	P40FORK455132	
	2007-2010	P40FORK455174 *540	P40FORK455178
50 cc. SENDA R X-TREM	2007-2008	P40FORK455174	
50 cc. SENDA R X-TREM 50	2003-2005	P40FORK455132	
50 cc. SENDA R X-TREM E2	2007-2010	P40FORK455174	P40FORK455178
50 cc. SENDA R X-TREM EU2	2007-2010	P40FORK455174	P40FORK455178
50 cc. SENDA SM 50	2000-2001	P40FORK455135	
50 cc. SENDA SM DRD PRO E2	2005-2008	P40FORK455050	
50 cc. SENDA SM DRD PRO EU2	2005-2011		P40FORK455189 *462
50 cc. SENDA SM DRD RACING E2	2005-2008	P40FORK455050	



ALT.= seconda opzione/second option

APPLICAZIONI / APPLICATIONS	ANNO / YEAR	 FORK OIL SEALS KIT	 FORK DUST SEALS KIT
DERBI			
50 cc. SENDA SM DRD RACING E2	2005-2008	P40FORK455090	
50 cc. SENDA SM X-RACE	2007	P40FORK455174	
50 cc. SENDA SM X-RACE E2	2007-2010	P40FORK455174	*540
50 cc. SENDA SM X-TREM	2007-2008	P40FORK455174	
50 cc. SENDA SM X-TREM 50	2002-2004	P40FORK455132	
50 cc. SENDA SM X-TREM EU2	2007-2010		P40FORK455178
	2010	P40FORK455174	
50 cc. VARIANT SPORT 2T	2012	P40FORK455149	
100 cc. BOULEVARD 100	2010-2011	P40FORK455188	
125 cc. BOULEVARD 125 EU3	2008-2012	P40FORK455188	P40FORK455182
125 cc. CROSS CITY EU3 125	2007-2008		P40FORK455178
125 cc. GP1 125	2006	P40FORK455138	
125 cc. GP1 EU2 125	2006	P40FORK455138	
125 cc. GPR 125 NUDE	2004-2006	P40FORK455138	
125 cc. GPR 125 NUDE SPORT	2004-2006	P40FORK455138	
125 cc. GPR 125 RACING	2004	P40FORK455050	
125 cc. MULHACEN 4T EU3	2010	P40FORK455174	
125 cc. MULHACEN EU3 125	2007-2010	P40FORK455174	P40FORK455178
125 cc. RAMBLA	2008	P40FORK455171	
	2008	P40FORK455171	
125 cc. TERRA EU3 125	2007-2008	P40FORK455174	P40FORK455178
125 cc. VARIANT SPORT 4T E3 125	2012	P40FORK455149	
250 cc. GP1 250	2006	P40FORK455138	
	2006	P40FORK455138	
250 cc. RAMBLA 250	2008	P40FORK455171	
300 cc. RAMBLA 300	2010	P40FORK455171	
DUCATI			
350 cc. GTL A.E. / GTV 350	1975	P40FORK455029	
350 cc. S 350	1975	P40FORK455029	
350 cc. SPORT GTV 350	1975	P40FORK455029	
350 cc. SUPERSPORT 350	1992-1993	P40FORK455054	
400 cc. MONSTER 400	1995-1997	P40FORK455087	
	2000-2002	P40FORK455156	
	2003-2004	P40FORK455170	
400 cc. MONSTER 400 I.E.	2005-2008	P40FORK455170	
400 cc. MONSTER DARK 400 I.E.	2005	P40FORK455170	
400 cc. SUPERSPORT 400	1992-1993	P40FORK455054	
	1993-1997	P40FORK455087	
500 cc. GTL SPORT DESMO 500	1975	P40FORK455029	
500 cc. GTV 500	1977	P40FORK455029	
500 cc. PANTAH SL / TL 500	1977-1984	P40FORK455029	
500 cc. S 500	1975	P40FORK455029	
600 cc. MONSTER 600	1998	P40FORK455087	
	2000-2001	P40FORK455156	
600 cc. MONSTER DARK 600	1993-1999	P40FORK455087	
600 cc. PANTAH TL / SL 600	1980-1985	P40FORK455029	
600 cc. SUPERSPORT 600	1991-1997	P40FORK455087	
620 cc. MONSTER 620	2004	P40FORK455170	
620 cc. MONSTER 620 I.E. / DARK / EUR / USA	2002-2006	P40FORK455170	
620 cc. MONSTER IE / S 620	2002-2003	P40FORK455170	
620 cc. SPORT 620	2003	P40FORK455170	
650 cc. INDIANA 650	1986-1989	P40FORK455050	
660 cc. MONSTER 659 / ABS (AUST-NZ)	2012-2013	P40FORK455170	
695 cc. MONSTER 695	2007	P40FORK455170	
700 cc. MONSTER 696 / ABS	2008-2011	P40FORK455157	
	2012-2013	P40FORK455153	
748 cc. 748 BIPOSTO	1995-2001	P40FORK455093 Alt.	
	1995-2001	P40FORK455156	
748 cc. 748 BIPOSTO USA	1995-1999	P40FORK455056	
	1995-1999	P40FORK455093 Alt.	
748 cc. 748 RACING	1998-1999	P40FORK455056	
	1998-1999	P40FORK455093 Alt.	
748 cc. 748 RS	2000	P40FORK455156	

ALT.= seconda opzione/second option

APPLICAZIONI / APPLICATIONS	ANNO / YEAR	 FORK OIL SEALS KIT	 FORK DUST SEALS KIT
DUCATI			
748 cc. 748 S	2000-2002	P40FORK455156	
748 cc. 748 SP	1995-1999	P40FORK455056	
	1995-1999	P40FORK455093 Alt.	
748 cc. 748 SPS	1998-1999	P40FORK455056	
	1998-1999	P40FORK455093 Alt.	
748 cc. 748 TESTA BASSA	2001	P40FORK455156	
748 cc. 749	2003	P40FORK455156	
748 cc. 749 DARK EUROPE	2004-2006	P40FORK455156	
748 cc. 749 DARK USA	2004-2006	P40FORK455156	
748 cc. 749 S EUROPA/USA	2005-2006	P40FORK455156	
750 cc. INDIANA 750	1987-1990	P40FORK455050	
750 cc. LAGUNA SECA 750	1986-1987	P40FORK455050	
750 cc. MONSTER 750	1996-1997	P40FORK455050	
	1996-1997	P40FORK455054	
	1998-1999	P40FORK455087	
	2000-2001	P40FORK455156	
750 cc. MONSTER CITY / CITY DARK 750	1999	P40FORK455087	
750 cc. MONSTER I.E. 750	2000-2002	P40FORK455156	
750 cc. MONSTER USA / DARK 750	1998-1999	P40FORK455087	
750 cc. MONTJUICH 750	1986-1987	P40FORK455050	
750 cc. PASO 750	1986-1990	P40FORK455064	
750 cc. SANTAMONICA 750	1987-1988	P40FORK455050	
750 cc. SPORT 750	1988-1990	P40FORK455050	
	2001-2002	P40FORK455170	
750 cc. SS SHOWA 750	1975	P40FORK455044	
	1991-1993	P40FORK455054	
750 cc. SUPERSPORT 750 I.E.	2000-2002	P40FORK455056	
750 cc. SUPERSPORT 750 USA	1999	P40FORK455056	
	1999	P40FORK455093 Alt.	
800 cc. HYPERMOTARD 796 (2V)	2010-2012	P40FORK455170	
800 cc. MONSTER	2003-2004	P40FORK455170	
800 cc. MONSTER 795 800 / ABS	2012-2013	P40FORK455170	
800 cc. MONSTER 796 / ABS	2010-2011	P40FORK455157	
	2012-2013	P40FORK455153	
800 cc. MONSTER S2R 800 / DARK / EUROPE / USA	2005-2007	P40FORK455170	
800 cc. SPORT 800	2003	P40FORK455170	
800 cc. SUPERSPORT 800 EUROPE / USA	2005	P40FORK455170	
800 cc. SUPERSPORT 800	2003	P40FORK455156	
	2004	P40FORK455170	
821 cc. HYPERMOTARD 821	2013	P40FORK455153	
821 cc. HYPERSTRADA 821	2013	P40FORK455153	
848 cc. STREETFIGHTER 848	2012-2013	P40FORK455170	
848 cc. SUPERBIKE 848 EVO	2013	P40FORK455157	
850 cc. 848 / NH / EVO	2009-2012	P40FORK455170	
851 cc. 851 SUPERBIKE	1989-1992	P40FORK455067	
851 cc. 851 SUPERBIKE BIPOSTO	1991-1993	P40FORK455054	
851 cc. 851 SUPERSPORT / STRADA	1988	P40FORK455064	
888 cc. 888 SUPERBIKE SPO / SP5	1992-1995	P40FORK455054	
888 cc. 888 SUPERBIKE STRADA	1992-1995	P40FORK455054	
888 cc. 888 SUPERBIKE USA	1994-1995	P40FORK455054	
900 cc. DS DARMAH S / SS 900	1976-1983	P40FORK455044	
900 cc. MH EVOLUZIONE 900	2001-2002	P40FORK455170	
900 cc. MHR 900	1976	P40FORK455044	
900 cc. MIKE HAILDWOOD REPLICA 900	1976-1984	P40FORK455044	
900 cc. MONSTER 900	1993-1997	P40FORK455087	
	1993-1999	P40FORK455054	
900 cc. MONSTER CITY / CITY DARK 900	1999	P40FORK455054	
900 cc. MONSTER CROMO / SPECIAL 900	1998	P40FORK455054	
900 cc. MONSTER I.E. 900	2000-2002	P40FORK455156	
900 cc. MONSTER USA 900	1999	P40FORK455054	
900 cc. PASO 906	1988-1991	P40FORK455064	
900 cc. S2 DESMO 900	1976	P40FORK455044	
	1983-1985	P40FORK455044	



ALT.= seconda opzione/second option

APPLICAZIONI / APPLICATIONS	ANNO / YEAR	 FORK OIL SEALS KIT	 FORK DUST SEALS KIT
DUCATI			
900 cc. SL SHOWA 900	1992-1993	P40FORK455054	
900 cc. SPORT 900 I.E.	2002	P40FORK455170	
900 cc. SUPERSPORT 900 I.E.	2000-2002	P40FORK455156	
900 cc. SUPERSPORT 900 SUPERLIGHT	1991-1997	P40FORK455054	
	1991-1997	P40FORK455087	
900 cc. SUPERSPORT CR USA / FE 900	1998	P40FORK455054	
900 cc. SUPERSPORT USA 900	1998-1999	P40FORK455056	
	1998-1999	P40FORK455093 Alt.	
907 cc. 907 I.E.	1990-1993	P40FORK455067	
907 cc. 907 I.E. USA	1990-1992	P40FORK455056	
	1990-1992	P40FORK455093 Alt.	
916 cc. 916 BIPOSTO / SENNA	1994-1998	P40FORK455056	
	1994-1998	P40FORK455093 Alt.	
916 cc. 916 MONSTER S4	2001-2002	P40FORK455156	
916 cc. 916 MONSTER S4 FOGGY	2001-2002	P40FORK455156	
916 cc. 916 SP	1994-1996	P40FORK455056	
	1994-1996	P40FORK455093 Alt.	
916 cc. 916 SPORT TOURING 4 / USA	1999-2003	P40FORK455156	
916 cc. 916 USA	1994-1997	P40FORK455056	
	1994-1997	P40FORK455093 Alt.	
944 cc. 944 ST2	1997-2003	P40FORK455056	
	1997-2003	P40FORK455093 Alt.	
996 cc. 916 (996) SPORT TOURING 4	1998-1999	P40FORK455093 Alt.	
	1998-2004	P40FORK455056	
996 cc. 916 RACING	1997-1998	P40FORK455093	
	1997-1998	P40FORK455156	
996 cc. 916 SPS	1997-1998	P40FORK455056	
	1997-1998	P40FORK455093 Alt.	
996 cc. 996	1999-2001	P40FORK455056	
	1999-2001	P40FORK455093 Alt.	
996 cc. 996 MONSTER S4R / USA / EUROPE	2003-2004	P40FORK455156	
996 cc. 996 RACING	1999	P40FORK455056	
	1999	P40FORK455093	
996 cc. 996 RS	2000-2001	P40FORK455056	
	2000-2001	P40FORK455093	
996 cc. 996 S	2001	P40FORK455156	
996 cc. 996 SPECIAL USA	1999	P40FORK455093 Alt.	
	1999-2001	P40FORK455056	
996 cc. 996 SPS	1999	P40FORK455056	
	1999	P40FORK455093 Alt.	
996 cc. 996 SPS II / III	1999	P40FORK455156	
996 cc. 996 ST4S / ABS	2001-2003	P40FORK455156	
996 cc. 996 USA	1999	P40FORK455056	
	1999	P40FORK455093	
996 cc. ST4S 996	2001-2003	P40FORK455056	
998 cc. 998	2002-2003	P40FORK455156	
998 cc. 998 MATRIX	2004	P40FORK455156	
998 cc. 998 MONSTER 4SRS / TRICOLORE EUR/USA	2006-2007	P40FORK455156	
	2006-2007	P40FORK455156	
998 cc. 998 R	2002	P40FORK455156	
998 cc. 998 RS	2002-2003	P40FORK455156	
998 cc. 998 S BAYLISS / BOSTROM	2004	P40FORK455156	
998 cc. 998 S FINAL EDITION	2004	P40FORK455156	
998 cc. 999 998cc	2003-2004	P40FORK455156	
998 cc. 999 EUR/USA	2005-2006	P40FORK455156	
998 cc. 999 R EUR/USA	2005-2006	P40FORK455156	
998 cc. 999 R XEROX EUR/USA	2006	P40FORK455156	
998 cc. 999 RS	2004-2005	P40FORK455156	
998 cc. 999 S	2003-2004	P40FORK455156	
998 cc. 999 S AMA REPLICA USA	2007	P40FORK455156	
998 cc. 999 S EUR/USA	2005-2006	P40FORK455156	
1.000 cc. GT 1000 EUROPE/USA	2007-2010	P40FORK455170	
1.000 cc. MONSTER 1000	2003-2004	P40FORK455156	



ALT.= seconda opzione/second option

APPLICAZIONI / APPLICATIONS	ANNO / YEAR	 FORK OIL SEALS KIT	 FORK DUST SEALS KIT
DUCATI			
1.000 cc. MONSTER 1000 S EUR / USA	2004	P40FORK455156	
1.000 cc. MONSTER S2R	2006-2007	P40FORK455056	
1.000 cc. MONSTER S2R 1000 EUROPE / USA	2006-2007	P40FORK455156	
1.000 cc. MONSTER S4R S 998 EUROPE / USA	2006-2007	P40FORK455056	
1.000 cc. MULTISTRADA 1000	2003	P40FORK455157	
1.000 cc. SPORT CLASSIC 1000 EUROPA / USA	2006-2009	P40FORK455170	
1.000 cc. SPORT MONOPOSTO JPN	2007	P40FORK455170	
1.000 cc. SPORT TOURING 3 EUROPE / USA	2004-2007	P40FORK455156	
1.000 cc. SPORT TOURING 3S ABS EUROPE / USA	2007	P40FORK455056	
1.000 cc. SUPERSPORT 1000 EUROPE / USA	2003-2004	P40FORK455156	
1.100 cc. 1098	2007-2008	P40FORK455170	
1.100 cc. 1098 S	2007-2008	P40FORK455154	
1.100 cc. 1098 STREETFIGHTER 1100	2010-2013	P40FORK455154	
1.100 cc. 1098 STREETFIGHTER S	2010-2013	P40FORK455154	
1.100 cc. HYPERMOTARD 1100	2009-2012	P40FORK455078	
1.100 cc. HYPERMOTARD EVO 1100	2010-2012	P40FORK455078	
	2013	P40FORK455170	
1.100 cc. HYPERMOTARD EVO SP 1100	2010	P40FORK455078	
1.100 cc. MONSTER 1100	2009-2010	P40FORK455157	
1.100 cc. MONSTER 1100 S	2009	P40FORK455154	
1.100 cc. MONSTER EVO ABS 1100	2011-2012	P40FORK455170	
1.100 cc. MULTISTRADA 1100	2009	P40FORK455093	
1.100 cc. MULTISTRADA 1100 S	2009	P40FORK455154	
1.100 cc. STREETFIGHTER	2010-2011	P40FORK455170	
1.100 cc. STREETFIGHTER S	2010-2012	P40FORK455154	
1.199 cc. SUPERBIKE 1199 PANIGALE R	2013	P40FORK455154	
1.200 cc. 1098 R 1200 / BAYLISS EUR/USA	2008-2009	P40FORK455154	
1.200 cc. 1198	2009-2010	P40FORK455170	
1.200 cc. 1198 S / SP	2009-2011	P40FORK455154	
1.200 cc. 1199 PANIGALE	2012-2013	P40FORK455078	
1.200 cc. 1199 PANIGALE S / TRICOLORE ABS 1200	2013	P40FORK455154	
1.200 cc. DIAVEL / ABS 1200	2011-2013	P40FORK455078	
1.200 cc. MULTISTRADA 1200	2012-2013	P40FORK455078	
1.200 cc. MULTISTRADA 1200 / ABS	2012	P40FORK455154	
FANTIC			
50 cc. TRIAL 50		P40FORK455017	
80 cc. RAIDER 80	1984-1985	P40FORK455017	
125 cc. CABALLERO M1K 125	1986	P40FORK455017	
125 cc. CROSS 125		P40FORK455017	
	1980	P40FORK455029	
125 cc. ENDURO 125	1980	P40FORK455029	
125 cc. HP1 125	1985	P40FORK455017	
125 cc. RAIDER ARIA 125		P40FORK455062	
125 cc. RAIDER LC 125		P40FORK455062	
125 cc. REGOLARITA 125		P40FORK455062	
125 cc. RSX 125		P40FORK455062	
125 cc. SPORT 125	1984	P40FORK455062	
125 cc. SPORT MKII 125		P40FORK455017	
125 cc. STRADA 125		P40FORK455017	
125 cc. TRIAL I 125		P40FORK455017	
125 cc. TRIAL SEVEN DAYS 125		P40FORK455017	
200 cc. 125 TRIAL 200	1978	P40FORK455061	
	1978	P40FORK455062	
240 cc. 125 TRIAL 240	1983	P40FORK455061	
	1983	P40FORK455062	
250 cc. RAIDER 250	1984-1985	P40FORK455029	
GCB			
0 cc. 43 MM FORK TUBES		P40FORK455055	
GILERA			
50 cc. DNA GP EXPERIENCE 50	2003-2004	P40FORK455136	
50 cc. EASY MOVING 50	1995-1996	P40FORK455002	
50 cc. RUNNER 50 LC	1997-2001	P40FORK455081	



ALT.= seconda opzione/second option

APPLICAZIONI / APPLICATIONS	ANNO / YEAR	 FORK OIL SEALS KIT	 FORK DUST SEALS KIT
GILERA			
50 cc. RUNNER PUREJET 50	2002-2007	P40FORK455172	
50 cc. RUNNER PUREJET 50 RACE	2006	P40FORK455172	
50 cc. RUNNER PUREJET 50 ST	2008	P40FORK455172	
50 cc. RUNNER SP 50 LC	2002-2007	P40FORK455172	
50 cc. RUNNER SP 50 RACE	2006	P40FORK455172	
50 cc. RUNNER SP 50 SC	2006-2007	P40FORK455172	
50 cc. STALKER 50	1997-2008	P40FORK455172	
50 cc. STALKER SPECIAL EDITION	2007-2008	P40FORK455172	
50 cc. STORM 50	1994-1995	P40FORK455083	
	1994-2007	P40FORK455081	
50 cc. TYPHOON 50	1994-1997	P40FORK455081	
	1994-1997	P40FORK455083	
50 cc. TYPHOON X / X KAT 50	1998-1999	P40FORK455081	
50 cc. TYPHOON XR 50	2000-2001	P40FORK455081	
125 cc. CUSTOM 125	1983-1984	P40FORK455066	
125 cc. ELECTR. 125	1983-1985	P40FORK455029	
125 cc. FAST BIKE / RRT / ER 125	1987-1989	P40FORK455029	
125 cc. GR1 125	1981-1984	P40FORK455066	
125 cc. KZ / KK / PAIOLI 125	1986-1989	P40FORK455032	
125 cc. KZ / KK FORCELLE ITALIA 125		P40FORK455072	
125 cc. NEXUS EURO 3	2007-2008	P40FORK455146	
125 cc. R1 / R1S 125	1988-1989	P40FORK455037	
125 cc. RALLY 125	1987-1988	P40FORK455037	
125 cc. RTX 125	1986-1987	P40FORK455029	
125 cc. RUNNER 125 VX EU3 4T	2005-2007	P40FORK455146	
125 cc. RUNNER 4T ST EURO3 125	2008-2012	P40FORK455146	
125 cc. RUNNER FX 125 LC	1997-2002	P40FORK455136	*466
	1997-2002	P40FORK455172	*469
125 cc. RUNNER SP 125 FX	1997-2002	P40FORK455136	
125 cc. RUNNER VX 125 SC 4T	2005-2007	P40FORK455146	
125 cc. RUNNER VX 4T ST EURO3	2008-2010	P40FORK455146	
125 cc. RUNNER VX RACE 4T	2006	P40FORK455146	
125 cc. RUNNER VX-VXR 125 4T LC	2000-2004	P40FORK455136	
125 cc. RV 125	1986-1990	P40FORK455032	
125 cc. RV SPORT 125	1984-1985	P40FORK455066	
125 cc. RX 125	1986-1990	P40FORK455032	
125 cc. RX 125 ARIZONA	1983-1988	P40FORK455029	
	1986-1988	P40FORK455032	
125 cc. TG1 125	1981-1982	P40FORK455066	
125 cc. TG2 125	1983-1984	P40FORK455066	
125 cc. TG3 125	1983-1984	P40FORK455066	
125 cc. TOP RALLY / RC AE 125	1989	P40FORK455050	
125 cc. TRIAL 125	1983-1984	P40FORK455029	
125 cc. TYPHOON 125	1995-1998	P40FORK455081	
125 cc. TYPHOON X/XR 125	1999-2001	P40FORK455081	
125 cc. XR2 AE 125	1989	P40FORK455044	
180 cc. RUNNER VX-VXR 180 4T	2000-2004	P40FORK455136	
200 cc. ARIZONA 200	1985-1987	P40FORK455029	
200 cc. RUNNER VXR 200 EU3	2005-2007	P40FORK455146	
200 cc. RUNNER VXR 200 RACE 4T	2005-2006	P40FORK455146	
200 cc. RUNNER VXR 200 ST EURO3 4T	2008-2009	P40FORK455146	
200 cc. RUNNER VX-VXR 4T 200	2000-2004	P40FORK455136	
200 cc. RX 200	1983-1985	P40FORK455029	
	1983-1985	P40FORK455064	
250 cc. MX / LC 250	1985	P40FORK455064	
250 cc. NEXUS EU3 250	2006-2007	P40FORK455146	
250 cc. NEXUS SP EU3 250	2006-2007	P40FORK455146	
300 cc. NEXUS 300	2008-2009	P40FORK455146	
500 cc. NEXUS 500	2003-2009	P40FORK455165	
500 cc. NEXUS EU3	2009-2011	P40FORK455165	
500 cc. NEXUS SP EURO 3	2003-2009	P40FORK455165	
600 cc. RC AE 600	1989-1990	P40FORK455050	
800 cc. GP 800	2008-2010	P40FORK455165	



ALT.= seconda opzione/second option

APPLICAZIONI / APPLICATIONS	ANNO / YEAR	 FORK OIL SEALS KIT	 FORK DUST SEALS KIT
HONDA			
HONDA			
50 cc. CB 50 F / J / JS	1977-1981	P40FORK455080	
50 cc. CY 50 K		P40FORK455080	
50 cc. DIO VISION NSC50	2011-2012	P40FORK455204	
50 cc. MB 50 S	1980-1987	P40FORK455080	
50 cc. MBX 50 LC	1983-1985	P40FORK455010	
50 cc. MR 50 K1 ELSINORE	1974-1975	P40FORK455001	
50 cc. MT 50 AC	1980-1993	P40FORK455080	
50 cc. MTX R 50 LC	1982-1987	P40FORK455015	
50 cc. SFX 50	1998	P40FORK455080	
50 cc. SS 50	1975-1980	P40FORK455080	
50 cc. SZX 50 X8R	1998-2001	P40FORK455015	
50 cc. XL 50	1977	P40FORK455080	
70 cc. CT 70 H	1974-1986	P40FORK455001	
70 cc. SL 70	1971-1973	P40FORK455080	
75 cc. XL 75	1977-1979	P40FORK455080	
75 cc. XR 75	1972-1978	P40FORK455080	
80 cc. CY 80	1979	P40FORK455080	
80 cc. MB 80 AC	1980	P40FORK455080	
80 cc. MBX 80 LC	1983-1986	P40FORK455010	
80 cc. MT 80 AC	1980	P40FORK455080	
80 cc. MTX 80 RS	1984-1986	P40FORK455032	
80 cc. MTX 80 RS / C	1982-1984	P40FORK455015	
80 cc. XL 80	1980-1985	P40FORK455080	
90 cc. EZ 90 CUB	1992-1995	P40FORK455080	
100 cc. CB 100	1970-1972	P40FORK455005	
	1978-1983	P40FORK455080	
100 cc. CL 100	1970-1972	P40FORK455005	
100 cc. H 100 AC	1982-1993	P40FORK455080	
100 cc. SL 100	1970-1971	P40FORK455015	
	1971-1973	P40FORK455016	
110 cc. DIO VISION NSC110	2011-2012	P40FORK455204	
125 cc. @ 125 NES LC	2001-2005	P40FORK455168	
125 cc. CA 125 REBEL	1995	P40FORK455026	
125 cc. CB 125	1973-1975	P40FORK455005	
	1978-1990	P40FORK455015	
125 cc. CB 125 K / J / S	1972-1985	P40FORK455080	
125 cc. CB 125 RR / RS / RT	1994-1996	P40FORK455057	
	1994-1996	P40FORK455089 Alt.	
125 cc. CBF 125	2009-2011	P40FORK455013	
125 cc. CBR R 125	2004-2012	P40FORK455015	
125 cc. CG 125	1978-1995	P40FORK455080	
125 cc. CM 125	1982-1985	P40FORK455015	
125 cc. CT 125 C	1977-1985	P40FORK455016	
125 cc. FES S-WING 125	2007-2010	P40FORK455168	
125 cc. MBX 125	1984-1986	P40FORK455015	
125 cc. MR 125	1974-1976	P40FORK455016	
125 cc. MSX 125	2013	P40FORK455015	
125 cc. MT 125	1974-1976	P40FORK455016	
125 cc. MTX 125	1983-1994	P40FORK455032	
125 cc. NS 125 F	1986-1993	P40FORK455066	
125 cc. NSR 125 F / R	1989-1995	P40FORK455061	
125 cc. NX 125	1988-1990	P40FORK455032	
125 cc. PANTHEON 125 LC	1998	P40FORK455026	
125 cc. PCX 125	2010-2012	P40FORK455015	
125 cc. PES INJECTION 125	2006-2010	P40FORK455168	
125 cc. PS 125 IJECTION	2006-2009	P40FORK455168	
125 cc. SH 125 4T LC	2001-2012	P40FORK455168	
125 cc. SL 125	1971-1980	P40FORK455016	
125 cc. TL 125	1973-1976	P40FORK455016	
125 cc. VT 125 C SHADOW	1999-2007	P40FORK455135	
125 cc. XL 125	1974-1980	P40FORK455016	
	2001-2010	P40FORK455135	

ALT.= seconda opzione/second option

APPLICAZIONI / APPLICATIONS	ANNO / YEAR	 FORK OIL SEALS KIT	 FORK DUST SEALS KIT
HONDA			
125 cc. XL 125 R	1982	P40FORK455026	
	1985-1986	P40FORK455032	
	2001-2010	P40FORK455135	
125 cc. XL 125 S	1981-1985	P40FORK455015	
150 cc. @ 150 NES LC	2001-2005	P40FORK455168	
150 cc. FES 150 S-WING	2007-2009	P40FORK455168	
150 cc. PANTHEON 150 LC	1998	P40FORK455026	
150 cc. PCX 150	2012-2013	P40FORK455015	
150 cc. PES INJECTION 150	2006-2010	P40FORK455168	
150 cc. SH 150 4T LC	2001-2004	P40FORK455168	
	2005-2013	P40FORK455137	
175 cc. CB / CL 175 K7	1973-1976	P40FORK455015	
175 cc. CD 175	1971-1978	P40FORK455014	
175 cc. MR 175 ELSINORE	1975-1977	P40FORK455016	
175 cc. SL 175	1970-1972	P40FORK455015	
175 cc. XL 175	1973-1978	P40FORK455016	
185 cc. CD 185	1978-1982	P40FORK455014	
185 cc. CM 185 T	1978-1979	P40FORK455015	
200 cc. CB 200 B / T	1974-1979	P40FORK455015	
200 cc. CD 200 TA / TB / TE	1979-1984	P40FORK455014	
200 cc. CL 200 SCRAMBLER	1974	P40FORK455015	
200 cc. CM 200 T TWIN STAR	1980-1985	P40FORK455015	
200 cc. MTX 200 R	1983-1985	P40FORK455032	
200 cc. TLR 200	1986-1987	P40FORK455025	
200 cc. TR 200	1986-1987	P40FORK455015	
250 cc. CB 250	1973-1982	P40FORK455025	
	1991-1998	P40FORK455015	
250 cc. CB 250 RSA / RSC / RSZC	1980-1983	P40FORK455026	
250 cc. CBR 250 R / ABS	2011-2013	P40FORK455190	
250 cc. CBX 250	1984-1986	P40FORK455026	
250 cc. CD 250	1988-1992	P40FORK455015	
250 cc. CJ 250	1977-1979	P40FORK455025	
250 cc. CL 250	1982-1984	P40FORK455026	
250 cc. CM 250 / CUSTOM	1981-1983	P40FORK455026	
	1982-1983	P40FORK455015	
250 cc. CMX 250	1985-1987	P40FORK455025	
	1996	P40FORK455026	
250 cc. MR 250	1976	P40FORK455032	
250 cc. MT 250	1974-1976	P40FORK455032	
250 cc. NX 250 DOMINATOR	1988-1990	P40FORK455042	
250 cc. VT 250	1983-1986	P40FORK455032	
250 cc. VTR 250 INTERCEPTOR	1988-1990	P40FORK455032	
300 cc. SH 300 / ABS	2007-2012	P40FORK455135	P40FORK455181
350 cc. CB 350 F	1972-1975	P40FORK455025	
350 cc. CB 350 SG / T / SJ	1986-1988	P40FORK455032	
350 cc. CL 350	1973-1974	P40FORK455025	
350 cc. SL 350 2 CYL.	1970-1971	P40FORK455025	
	1972	P40FORK455032	
360 cc. CB 360	1974-1976	P40FORK455025	
360 cc. CJ 360	1976-1979	P40FORK455025	
360 cc. CL 360	1974-1975	P40FORK455025	
400 cc. CB 400	1975-1980	P40FORK455025	
400 cc. CB 400 F / F1 / F2	1989-1990	P40FORK455054	P40FORK455175
400 cc. CBR 400 F	1989-1990	P40FORK455054	
400 cc. CM 400 A / C / E / T	1979-1982	P40FORK455025	
400 cc. NS 400 R	1985-1988	P40FORK455042	
400 cc. SILVER WING 400	2006-2009	P40FORK455148	
400 cc. VF 400	1983-1986	P40FORK455032	
400 cc. VFR 400 R	1990-1992	P40FORK455054	
450 cc. CB 450	1968-1970	P40FORK455115	
450 cc. CB 450 DX	1989-1992	P40FORK455026	
450 cc. CB 450 K3 / K9	1970-1976	P40FORK455032	
450 cc. CB 450 SC / T	1982-1986	P40FORK455025	



ALT.= seconda opzione/second option

APPLICAZIONI / APPLICATIONS	ANNO / YEAR	 FORK OIL SEALS KIT	 FORK DUST SEALS KIT
HONDA			
450 cc. CL 450 K3-K7	1969-1972	P40FORK455115	
	1972-1974	P40FORK455032	
450 cc. CM 450 / CUSTOM	1982-1983	P40FORK455025	
450 cc. CMX 450 C REBEL	1986-1987	P40FORK455042	
500 cc. CB 500 FOUR / K / T	2013	P40FORK455054	
500 cc. CB 500 T	1971-1977	P40FORK455032	
500 cc. CBR 500 R	2013	P40FORK455054	
500 cc. CBR 500 TWIN	1994	P40FORK455042	
500 cc. CX 500	1978-1979	P40FORK455025	
500 cc. CX 500 D DELUXE	1979-1981	P40FORK455025	
500 cc. CX 500 TURBO	1982-1984	P40FORK455042	
500 cc. CX 500 Z / A / B / CUSTOM	1979-1980	P40FORK455025	
	1981-1982	P40FORK455032	
500 cc. FT 500	1982-1984	P40FORK455042	
500 cc. GB 500	1989-1990	P40FORK455032	
500 cc. GL 500	1981-1984	P40FORK455032	
500 cc. VF 500 C	1984-1986	P40FORK455042	
500 cc. VF 500 F / F2	1984-1986	P40FORK455042	
500 cc. VT 500	1983-1984	P40FORK455042	
500 cc. XBR 500 F	1985-1991	P40FORK455032	
550 cc. CB 550	1974-1978	P40FORK455032	
	1978-1980	P40FORK455031	
550 cc. CB 550 NIGHTHAWK	1983	P40FORK455042	
550 cc. CBX 550	1982-1984	P40FORK455032	
600 cc. CB 600 HORNET F / S F2	2000-2007/2012	P40FORK455054	
	2004		P40FORK455175
	2005-2011		P40FORK455176
600 cc. CBF 600	2004-2010	P40FORK455054	
600 cc. CBR 600 F	1987-1990	P40FORK455042	
	1991-1998		P40FORK455175
	1991-1998/2012	P40FORK455054	
	1999	P40FORK455056	
	1999	P40FORK455093 Alt.	
	2011		P40FORK455176
600 cc. CBR 600 F4 SPORT	2003-2006	P40FORK455157	
600 cc. CBR 600 F599	1991-2000		P40FORK455175
	2004	P40FORK455054	
600 cc. CBR 600 RR	2003-2004	P40FORK455163	
	2005-2013	P40FORK455054	P40FORK455176
600 cc. NTV 600	1988-1992	P40FORK455054	
600 cc. SILVERWING FJS / FSC 600	2002-2013	P40FORK455148	
600 cc. VT 600 C / CD SHADOW	1988-1998	P40FORK455047	
600 cc. VT 600 C SHADOW VLX	2003-2006	P40FORK455162	
600 cc. VT 600 VLX DELUXE	2003-2006	P40FORK455162	
600 cc. VT 600 XC SHADOW	1999	P40FORK455047	
600 cc. XL 600 V TRANSALP	1987-1994	P40FORK455054	
650 cc. CB 650 C / SC	1979-1982	P40FORK455032	
	1982	P40FORK455042	
	1983-1985	P40FORK455048	
650 cc. CBX 650	1983	P40FORK455048	
650 cc. CX 650	1983	P40FORK455048	
	1983-1986	P40FORK455042	
650 cc. CX 650 ED / C / T	1983	P40FORK455048	
650 cc. GL 650 D	1983-1984	P40FORK455042	
650 cc. NT 650 HAWK GT	1988-1991	P40FORK455054	
650 cc. NTV 650	1988-1995	P40FORK455054	
650 cc. NX 650 DOMINATOR	1988-1999	P40FORK455054	
	2002	P40FORK455054	
650 cc. XL 650 V TRANSALP	2000-2006	P40FORK455054	
650 cc. XR 650 R	2000-2008	P40FORK455105	
650 cc. XR650L	1993-2009	P40FORK455056	
650 cc. XRV 650 AFRICA TWIN	1988-1989	P40FORK455056	
	1988-1989	P40FORK455093 Alt.	



ALT.= seconda opzione/second option

APPLICAZIONI / APPLICATIONS	ANNO / YEAR	 FORK OIL SEALS KIT	 FORK DUST SEALS KIT
HONDA			
700 cc. CB 700 SC NIGHTHAWK	1984-1986	P40FORK455047	
700 cc. NC700DC / NC700SAC / NC700SDC INTEGRA	2012	P40FORK455054	
700 cc. NT 700 V DEAUVILLE / ABS	2006-2008	P40FORK455054	
	2006-2011		P40FORK455176
	2010-2011	P40FORK455054	
700 cc. VF 700 C MAGNA	1984-1986	P40FORK455042	
	1985-1987	P40FORK455048	
700 cc. VF 700 F INTERCEPTOR	1984-1985	P40FORK455048	
700 cc. VFR 700 F	1986-1987	P40FORK455042	
700 cc. VT 700 C SHADOW	1984-1987	P40FORK455048	
700 cc. XL 700 V TRANSALP	2008-2011	P40FORK455054	P40FORK455176
750 cc. CB 750 A AUTOMATIC	1969-1970	P40FORK455115	
	1975-1980	P40FORK455032	
750 cc. CB 750 C / SC NIGHTHAWK	1969-1970	P40FORK455115	
	2003	P40FORK455054	
750 cc. CB 750 FOUR	1969-1970	P40FORK455032	
750 cc. CB 750 K	1969-1970	P40FORK455115	
	1972-1982	P40FORK455042	
	1991-2003		P40FORK455175
750 cc. CB 750 L LTD	1969-1970	P40FORK455115	
750 cc. CB 750 SEVEN FIFTY / NIGHTHAWK	1969-1970	P40FORK455115	
	1969-1972	P40FORK455032	
	1982-1984	P40FORK455032	
	1991-1998	P40FORK455054	
	1991-2003		P40FORK455175
750 cc. CB 750 SSC / SCD	1969-1970	P40FORK455115	
750 cc. CBX 750	1984-1986	P40FORK455048	
750 cc. RVF 750 R / RR (RC-45)	1994-1995	P40FORK455054	
750 cc. VF 750 C / CD MAGNA / DELUXE	1982-1983	P40FORK455042	
	1983-1984	P40FORK455048	
	1987-1988	P40FORK455048	
	1994-1998	P40FORK455054	
750 cc. VF 750 C/C2/CD V45 MAGNA	1997-2003	P40FORK455054	
750 cc. VF 750 F	1987-1988	P40FORK455048	
750 cc. VFR 750 F	1986-1987	P40FORK455042	
	1988-1996	P40FORK455054	
750 cc. VFR 750 R	1988-1992	P40FORK455056	
	1988-1992	P40FORK455093 Alt.	
750 cc. VT 750 C MAGNA	1994-2003		P40FORK455175
	2003	P40FORK455054	
750 cc. VT 750 C SHADOW AERO	2004-2006	P40FORK455148	
750 cc. VT 750 CA SHADOW AERO	2004-2006	P40FORK455148	
750 cc. VT 750 CD SHADOW ACE DXL	1995-1999		P40FORK455175
	2003	P40FORK455054	
750 cc. VT 750 DCA SHADOW SPIRIT	2001-2007		P40FORK455175
	2003-2006	P40FORK455054	
750 cc. VT 750 DCB SHADOW SPIRIT	2003-2006	P40FORK455054	
750 cc. VT 750 SHADOW	1983-1987	P40FORK455048	
750 cc. XRV 750 AFRICA TWIN	1990-2000	P40FORK455056	
	1990-2000	P40FORK455093 Alt.	
800 cc. VFR800XB / VFR800XC CROSSRUNNER	2012	P40FORK455157	
800 cc. PC 800 PACIFIC COAST	1994-1998	P40FORK455054	
800 cc. VFR 800 FI 98-01	1998-2001	P40FORK455054	
800 cc. VFR 800 V-TEC 02-09	2002-2009	P40FORK455157	
800 cc. VT 800 C SHADOW	1988	P40FORK455048	
900 cc. CB 900 C / F	1979-1980	P40FORK455032	
	1981	P40FORK455042	
	1982-1983	P40FORK455048	
	2002-2007	P40FORK455157	
900 cc. CB 900 F	2002-2007	P40FORK455157	
900 cc. CBR 900 R / RR	1992-1998	P40FORK455059	
	1992-1998	P40FORK455088 Alt.	
	1993-1999		P40FORK455094



ALT.= seconda opzione/second option

APPLICAZIONI / APPLICATIONS	ANNO / YEAR	 FORK OIL SEALS KIT	 FORK DUST SEALS KIT
HONDA			
900 cc. CBR 954 RR	2003	P40FORK455157	
1.000 cc. CB 1000 R/ABS	2008-2013	P40FORK455056	
1.000 cc. CB 1000 SF	1983	P40FORK455048	
	1993	P40FORK455054	
	1993-1997	P40FORK455056	
	1993-1997	P40FORK455093 Alt.	
1.000 cc. CBF 1000	2006-2009	P40FORK455054	
1.000 cc. CBF 1000 ABS	2006-2010	P40FORK455054	
1.000 cc. CBF 1000 F TRAVEL / CBF1000 F (ABS)	2010-2012	P40FORK455054	
1.000 cc. CBR 1000 F / FP	1987-1996	P40FORK455054	P40FORK455175
1.000 cc. CBR 1000 RR FIREBLADE	2005-2013	P40FORK455056	
1.000 cc. CBR 1000 RR/R	2009-2012	P40FORK455056	
1.000 cc. CBX 1000	1979-1980	P40FORK455032	
	1981-1982	P40FORK455048	
1.000 cc. GL 1000	1975-1979	P40FORK455039	
	1977-1978	P40FORK455038	
1.000 cc. RVT 1000 R (RC51)	2003-2005	P40FORK455157	
1.000 cc. VF 1000	1984-1986	P40FORK455054	
1.000 cc. VF 1000 R	1984-1986	P40FORK455054	
1.000 cc. VTR 1000 F FIRESTORM	1997-2005	P40FORK455054	
	1998-2005		P40FORK455175
1.000 cc. XL 1000 VARADERO	1999-2011	P40FORK455056	
1.100 cc. CB 1100 R / F	1981	P40FORK455042	
	1982-1984	P40FORK455048	
1.100 cc. CBR 1100 XX	1997-1998		P40FORK455095
	1997-2003	P40FORK455056	
	1997-2003	P40FORK455093 Alt.	
1.100 cc. GL 1100	1980-1983	P40FORK455048	
1.100 cc. ST 1100	1990-1998	P40FORK455054	
1.100 cc. VF 1100 F	1983-1986	P40FORK455054	
1.100 cc. VT 1100 C1 SHADOW/SPIRIT	1985-2007		P40FORK455175
	2003-2006	P40FORK455054	
1.100 cc. VT 1100 C2 SHADOW SABRE	2003-2006	P40FORK455165	
1.100 cc. VT 1100 CR	1994	P40FORK455054	
1.100 cc. VT 1100 CS	1995	P40FORK455054	
1.100 cc. VT 1100 SHADOW ACE	1985-1998	P40FORK455054	
1.200 cc. GL 1200 / GOLDWING / INTERSTATE	1984-1987		P40FORK455175
	1984-1988	P40FORK455054	
1.200 cc. VFR 1200	2010-2013	P40FORK455153	
1.200 cc. VFR1200XC / VFR1200XDC CROSSTOURER	2012	P40FORK455153	
1.300 cc. CB 1300 F-3	2010	P40FORK455056	
1.300 cc. ST 1300	2003-2013	P40FORK455163	
1.300 cc. ST 1300 PAN EUROPEAN / ABS	2003-2005	P40FORK455163	
1.300 cc. VT 1300	2010-2011		P40FORK455175
1.300 cc. VTX 1300	2003-2006	P40FORK455054	
1.300 cc. VTX 1300 C	2004-2006	P40FORK455054	
	2004-2007		P40FORK455175
1.300 cc. VTX 1300 R / RETRO	2004-2006	P40FORK455054	
	2005-2007		P40FORK455175
1.300 cc. VTX 1300 S	2003-2006	P40FORK455054	
	2003-2007		P40FORK455175
1.500 cc. GL 1500 A / I / SE	1988-1995		P40FORK455175
	1988-2000	P40FORK455054	
	1997-2003		P40FORK455094
1.500 cc. GL 1500 C/CT VALKYRIE/ASPENCADE	2003	P40FORK455059	
1.500 cc. GL 1500 CD VALKYRIE	2003	P40FORK455059	
1.500 cc. GL 1500 CD VALKYRIE DELUXE	2003	P40FORK455059	
1.500 cc. GL 1500 GOLD WING	1997-1999	P40FORK455059	
	1997-1999	P40FORK455088 Alt.	
1.800 cc. GL 1800 GOLD WING	2003-2010	P40FORK455163	
1.800 cc. GL 1800A GOLD WING ABS	2003-2005	P40FORK455163	
1.800 cc. VTX 1800 C / S (RETRO)	2003-2004	P40FORK455163	
1.800 cc. VTX 1800 R RETRO	2003	P40FORK455163	



ALT.= seconda opzione/second option

APPLICAZIONI / APPLICATIONS	ANNO / YEAR	 FORK OIL SEALS KIT	 FORK DUST SEALS KIT
HONDA			
1.800 cc. VTX 1800 S RETRO SPK WHL	2003	P40FORK455163	
ITALJET			
50 cc. PISTA 2 YANKEE 50	1993-1996	P40FORK455004	
50 cc. PISTA 1 50	1994-1996	P40FORK455004	
50 cc. SCOOP 2/3 50	1993-1996	P40FORK455004	
KAWASAKI			
50 cc. AE 50	1981-1985	P40FORK455080	
50 cc. AR 50	1981-1994	P40FORK455080	
80 cc. AE 80	1981-1989	P40FORK455080	
80 cc. AR 80	1981-1993	P40FORK455080	
80 cc. KD 80	1975-1990	P40FORK455080	
80 cc. KDX 80	1980-1988	P40FORK455013	
90 cc. KM 90	1977	P40FORK455080	
100 cc. KC 100 / KE 100	1980-1986	P40FORK455080	
100 cc. KD 100 M1 / M4	1976-1979	P40FORK455080	
100 cc. KH 100 B7 / B8	1976-1992	P40FORK455080	
100 cc. KM 100	1976-1981	P40FORK455080	
100 cc. KV 100	1976	P40FORK455012	
125 cc. AR 125	1982-1994	P40FORK455013	
125 cc. KD 125	1975-1979	P40FORK455016	
125 cc. KDX 125 A1 / B1 / A2 / B2	1981-1982	P40FORK455036	
	1990-1993	P40FORK455054	
125 cc. KE 125 A2 / A10	1976-1981	P40FORK455016	
	1982-1987	P40FORK455015	
125 cc. KH 125	1977-1982	P40FORK455080	
	1982-1994	P40FORK455012	
125 cc. KS 125 A	1974-1975	P40FORK455016	
175 cc. KD 175	1976-1979	P40FORK455019	
175 cc. KDX 175	1980-1982	P40FORK455036	
175 cc. KE 175 E	1976-1978	P40FORK455019	
	1979-1983	P40FORK455032	
200 cc. KDX 200	1983-1985	P40FORK455044	
	1986-1992	P40FORK455058	
	1993-1994	P40FORK455052	
	1995-1999	P40FORK455057	
	1995-1999	P40FORK455089 Alt.	
200 cc. KMX 200 A2 / A3 / A4	1988-1992	P40FORK455044	
200 cc. Z 200	1977-1980	P40FORK455018	
	1981-1983	P40FORK455015	
220 cc. KDX 220 A	1997-2001	P40FORK455057	
	1997-2001	P40FORK455089 Alt.	
250 cc. EL 250 /F2/F5	1996-1998	P40FORK455037	
250 cc. EL 250 B / E	1988-1994	P40FORK455037	
250 cc. ER 250 SCORPION	1983-1990	P40FORK455015	
250 cc. EX 250	1990-1992	P40FORK455040	
250 cc. EX 250 E / F	1988-1989	P40FORK455032	
250 cc. F11 / F11 M	1973	P40FORK455031	
	1973-1975	P40FORK455028	
250 cc. F4 250	1968-1970	P40FORK455028	
250 cc. F8 250	1971-1972	P40FORK455028	
250 cc. GPX 250	1988-1994	P40FORK455032	
250 cc. KDX 250	1979	P40FORK455036	
	1980-1984	P40FORK455044	
	1991-1994	P40FORK455057	
	1991-1994	P40FORK455089 Alt.	
250 cc. KE 250 A / B	1977-1979	P40FORK455031	
250 cc. KH 250	1976	P40FORK455028	
	1977-1982	P40FORK455028	
250 cc. KL 250	1978-1979	P40FORK455031	
	1980-1996	P40FORK455036	
250 cc. KLR 250	1985-1994	P40FORK455036	
250 cc. KR 250	1989-1993	P40FORK455052	

ALT.= seconda opzione/second option

APPLICAZIONI / APPLICATIONS	ANNO / YEAR	 FORK OIL SEALS KIT	 FORK DUST SEALS KIT
KAWASAKI			
250 cc. KT 250	1975-1976	P40FORK455028	
250 cc. KXT 250	1984-1985	P40FORK455036	
	1986-1987	P40FORK455053	
250 cc. KZ 250 D1 / D2 / L1 / LTD SELT DRIVE	1980	P40FORK455016	
250 cc. KZ 250 L / W / B	1982-1983	P40FORK455015	
250 cc. NINJA EX 250 F	1986-1987	P40FORK455032	
	1988-2007	P40FORK455037	
250 cc. NINJA R 250	2008-2012	P40FORK455042	
250 cc. NINJA R EX 250 F	1988-1998	P40FORK455037	
250 cc. S1 250	1972-1975	P40FORK455025	
250 cc. Z 250 A1 / 3	1979-1983	P40FORK455025	
250 cc. Z 250 B1 / 2	1979-1983	P40FORK455025	
250 cc. Z 250 C1 / C2 / G1 / G2	1981-1983	P40FORK455018	
250 cc. ZX 250 F	1988-1994	P40FORK455032	
250 cc. ZZ-R 250	1990-1993	P40FORK455015	
	1996-1998	P40FORK455040	
300 cc. NINJA 300 EX 300 / ABS	2013	P40FORK455190	
305 cc. EX 305 B1	1983-1993	P40FORK455015	
305 cc. GPZ 305 UNI-TRAK / BELT-DRIVE	1983-1984	P40FORK455018	
	1983-1994	P40FORK455015	
305 cc. KZ 305 A / B / BR:CSR	1981-1988	P40FORK455025	
350 cc. F5 350	1970-1971	P40FORK455028	
350 cc. F9 350	1972-1975	P40FORK455028	
350 cc. S2 350	1972-1973	P40FORK455025	
400 cc. GPZ 400	1983-1985	P40FORK455032	
400 cc. KDX 400 A1 / A2	1979-1980	P40FORK455044	
400 cc. KH 400	1975-1981	P40FORK455028	
400 cc. KX 400 A	1975	P40FORK455031	
	1976	P40FORK455036	
400 cc. KZ 400 A / B / C / D	1974-1979	P40FORK455025	
400 cc. S3 400	1974-1975	P40FORK455025	
400 cc. Z 400 B1 / B2 / G1 CUSTOM	1974-1982	P40FORK455025	
	1984	P40FORK455032	
400 cc. Z 400 J1 / J3 / GPZ 400	1981-1983	P40FORK455037	
400 cc. ZR 400 A1	1983-1985	P40FORK455032	
400 cc. ZX-4 400	1985-1987	P40FORK455032	
	1991-1994	P40FORK455054	
400 cc. ZXR 400 H2 / L1 / L9	1991-1999	P40FORK455054	
420 cc. KDX 420 B1	1981	P40FORK455044	
440 cc. KZ 440 D LTD	1980-1983	P40FORK455025	
440 cc. Z 440	1979-1984	P40FORK455025	
	1982-1984	P40FORK455026	
450 cc. EN 450	1985-1990	P40FORK455032	
450 cc. F12 450 MX / KX	1973	P40FORK455028	
450 cc. KDX 450 A1	1982	P40FORK455044	
450 cc. LTD 450	1985	P40FORK455025	
500 cc. EN 500 A/B/C VULCAN LTD	1996-2002	P40FORK455090	
	2003	P40FORK455165	
500 cc. ER-5 500	1997-2005	P40FORK455042	
500 cc. GPZ 500	1987-1993	P40FORK455032	
	1994-1999	P40FORK455042	
500 cc. GPZ 500 S A1-A4	1987-1993	P40FORK455032	
	1994-2003	P40FORK455042	
500 cc. H1 A 500 / H1 C 500	1969-1971	P40FORK455028	
	1973	P40FORK455028	
500 cc. H1 B / D / E / F 500	1972-1975	P40FORK455031	
500 cc. KH 500	1976-1977	P40FORK455036	
500 cc. NINJA EX 500 A / D	1987-1993	P40FORK455032	
	1994-2007	P40FORK455042	
500 cc. Z 500 B1 / B2	1979-1980	P40FORK455037	
550 cc. GPZ 550	1981	P40FORK455037	
	1982-1983	P40FORK455032	
	1984-1987	P40FORK455037	

ALT.= seconda opzione/second option

APPLICAZIONI / APPLICATIONS	ANNO / YEAR	 FORK OIL SEALS KIT	 FORK DUST SEALS KIT
KAWASAKI			
550 cc. GT 550	1983-1994	P40FORK455035	
	1983-1994	P40FORK455091 Alt.	
550 cc. KZ 550	1980-1983	P40FORK455037	
550 cc. KZ 550 F1 / F2 / H1H / 2 / M1	1982-1983	P40FORK455032	
	1983-1984	P40FORK455035	
	1983-1984	P40FORK455091 Alt.	
550 cc. Z 550	1980-1984	P40FORK455037	
	1983-1984	P40FORK455032	
	1983-1994	P40FORK455035	
	1983-1994	P40FORK455091 Alt.	
550 cc. ZR 550	1983-1988	P40FORK455032	
	1990-1991	P40FORK455047	
	1991-1994	P40FORK455048	
550 cc. ZX 550 A1 / A3 GPZ	1983-1991	P40FORK455032	
600 cc. GPX 600 R / C	1988-1994	P40FORK455043	
600 cc. GPZ 600 R	1985-1989	P40FORK455040	
600 cc. NINJA R ZX 600 C	1988-1997	P40FORK455043	
600 cc. NINJA ZX 600 A1/A3/B1/C1	1985-1987	P40FORK455040	
	1988-1994	P40FORK455043	
600 cc. NINJA ZX 600 D1/D2 (ZX-6)	1998-2001	P40FORK455116	
600 cc. NINJA ZX 600 R (ZX-6)	1995-1997	P40FORK455052	
	1998-2001	P40FORK455116	
600 cc. NINJA ZX-6R 600 (ZX6/ZX6R)	1998-1999	P40FORK455105	
	2002	P40FORK455116	
	2003-2004	P40FORK455148	
	2005-2013	P40FORK455054	
	2007-2013		P40FORK455176
600 cc. NINJA ZX-6RR 600	2003-2004	P40FORK455148	
	2005	P40FORK455054	
	2005-2006		P40FORK455176
600 cc. ZL 600 A / B ELIMINATOR	1986-1987	P40FORK455040	
	1995-1997	P40FORK455040	
600 cc. ZZ-R 600	1990-2006	P40FORK455054	
636 cc. NINJA ZX-6R 636	2013	P40FORK455054	
636 cc. NINJA ZX-6R/ZX-6RR	2002	P40FORK455116	
	2003-2004	P40FORK455148	
	2005-2007	P40FORK455054	
650 cc. ER-6 F/N	2006-2013	P40FORK455166	
650 cc. ER-6F 650 ABS	2006-2012	P40FORK455166	
650 cc. ER-6N 650 ABS	2006-2012	P40FORK455166	
650 cc. KLE VERSYS 650 / ABS	2007-2013	P40FORK455054	P40FORK455176
650 cc. KLR 650	2008-2012	P40FORK455090	
650 cc. KLR 650 TENGAI	1987-1989	P40FORK455044	
	1995-2004	P40FORK455052	
650 cc. KZ 650 B / C / D / E / F / H / CSR / LTD	1977-1980	P40FORK455036	
650 cc. KZ 650 H / F	1981-1983	P40FORK455035	
	1981-1983	P40FORK455091 Alt.	
650 cc. NINJA 650 R	2006-2012	P40FORK455166	
650 cc. Z 650 B / C / D / F1	1976-1980	P40FORK455036	
650 cc. Z 650 D1 / D1A / D2 / D3 / D4	1980-1983	P40FORK455035	
	1980-1983	P40FORK455091 Alt.	
650 cc. Z 650 SR	1979-1980	P40FORK455036	
700 cc. KZ 700 A	1984	P40FORK455035	
	1984	P40FORK455091 Alt.	
700 cc. VN 700 A1 VULCAN	1985	P40FORK455045	
700 cc. ZN 700	1984-1985	P40FORK455035	
	1984-1985	P40FORK455091 Alt.	
750 cc. GPX 750 R	1987	P40FORK455043	
750 cc. GPZ 750	1982	P40FORK455036	
750 cc. GPZ 750 R / RG / A	1985-1986	P40FORK455043	
750 cc. GPZ 750 UT	1983-1985	P40FORK455040	
750 cc. GT 750 P	1982-1994	P40FORK455037	
750 cc. H2 750 - MACH 4	1972-1975	P40FORK455032	

ALT. = seconda opzione/second option



APPLICAZIONI / APPLICATIONS	ANNO / YEAR	 FORK OIL SEALS KIT	 FORK DUST SEALS KIT
KAWASAKI			
750 cc. KZ 750 E / H / K / L3 / M1 / R1	1980-1984	P40FORK455035	
	1980-1984	P40FORK455091 Alt.	
750 cc. KZ 750 B1 / B4K1 / K2 / G1 / M1	1976-1980	P40FORK455036	
750 cc. KZ 750 F1	1982-1983	P40FORK455037	
750 cc. NINJA 750 R ZX 750 F1/F4	1987-1990	P40FORK455043	
750 cc. NINJA ZX-7 / ZX 750 H1/H2/J1/J2	1989-1992	P40FORK455057	
	1989-1992	P40FORK455089 Alt.	
	1991-1995	P40FORK455052	
750 cc. NINJA ZX-7 750 R	1991-1995	P40FORK455052	
	1996-2002	P40FORK455057	
	1996-2002	P40FORK455089 Alt.	
750 cc. NINJA ZX-7 750 RR	1996-1998	P40FORK455057	
	1996-1998	P40FORK455089 Alt.	
750 cc. VN 750 A VULCAN	1986-1996	P40FORK455045	
750 cc. Z 750 / ABS	1976-1978	P40FORK455036	
	1980-1984	P40FORK455035	
	1980-1984	P40FORK455091 Alt.	
	2004-2005	P40FORK455165	
	2006-2012	P40FORK455166	
750 cc. Z 750 LTD	1982-1983	P40FORK455035	
	1982-1983	P40FORK455091 Alt.	
750 cc. Z 750 R / ABS	2011-2012	P40FORK455054	
750 cc. Z 750 S	2005-2006	P40FORK455165	
750 cc. ZR 750 ZEPHIR C1 / C3	1991-1994	P40FORK455052	
750 cc. ZR-7 750 F1-F3/S H1	1999-2003	P40FORK455165	
750 cc. ZX 750	1983-1985	P40FORK455040	
750 cc. ZX 750 E / J / K / L / M / P / N	1991-1995	P40FORK455052	
750 cc. ZXR 750 J1 / J2 / L1 / L3	1988-1992	P40FORK455057	
	1988-1992	P40FORK455089 Alt.	
	1993-1994	P40FORK455052	
750 cc. ZXR 750 R	1991-1994	P40FORK455052	
800 cc. VN 800 A1-A8 VULCAN/DRIFTER C1-C2/DRIFTER E1-E2	1999-2001	P40FORK455054	
800 cc. VN 800 VULCAN	1995-1998	P40FORK455054	
800 cc. VN 800 VULCAN CLASSIC	1996-2006	P40FORK455054	
800 cc. VN 800 VULCAN DRIFTER	1999-2001	P40FORK455054	
800 cc. Z 800	2013	P40FORK455166	
900 cc. GPZ 900 R	1984-1989	P40FORK455043	
	1990-1994	P40FORK455052	
900 cc. KZ 900 A4 / A5 / B1	1976-1977	P40FORK455036	
900 cc. NINJA ZX 900 / GPZ 900 R	1984-1986	P40FORK455043	
900 cc. NINJA ZX 900 B1/B4/C1/C2	1998-2001	P40FORK455116	
900 cc. NINJA ZX-9 R 900	1994-1997	P40FORK455052	
	1998-2001	P40FORK455105	
	1998-2002	P40FORK455116	
900 cc. NINJA ZX-9R / ZX 900 B1/B4/C1	1994-1997	P40FORK455052	
	1998-2002	P40FORK455116	
	2003	P40FORK455164	
900 cc. VULCAN 900 CLASSIC / LT	2006-2013	P40FORK455054	P40FORK455176
900 cc. VULCAN 900 COSTUM	2006-2013	P40FORK455054	
	2007-2013		P40FORK455176
900 cc. Z 900 A	1976	P40FORK455036	
900 cc. Z1 900	1973-1975	P40FORK455032	
900 cc. ZL 900 ELIMINATOR	1985-1986	P40FORK455045	
1.000 cc. GPZ 1000	1986-1988	P40FORK455050	
	1995-1997	P40FORK455052	
1.000 cc. GTR 1000	1986-1997	P40FORK455052	
	2003	P40FORK455165	
1.000 cc. KE 100 A5 / A10 / B1 / B15	1976-1996	P40FORK455012	
1.000 cc. KLV 1000	2004-2005	P40FORK455156	
1.000 cc. KLZ 1000 VERSYS	2012-2013	P40FORK455159	
1.000 cc. KZ 1000 A / B / C / D / E	1977-1981	P40FORK455036	
	1979-1980	P40FORK455049	
1.000 cc. KZ 1000 C2 / C4	1979-1981	P40FORK455044	

ALT.= seconda opzione/second option

APPLICAZIONI / APPLICATIONS	ANNO / YEAR	 FORK OIL SEALS KIT	 FORK DUST SEALS KIT
KAWASAKI			
1.000 cc. KZ 1000 J / K / M / R / P	1981-1998	P40FORK455043	
1.000 cc. NINJA 1000 / ABS	2011-2013	P40FORK455054	
1.000 cc. NINJA ZX-10R 1000	2004-2005	P40FORK455159	
	2006-2007	P40FORK455161	
	2011-2012	P40FORK455157	
1.000 cc. Z 1000 / ABS	2003-2012	P40FORK455054	
	2007-2013		P40FORK455176
1.000 cc. Z 1000 A1 / A2 / A3 / A4	1974-1980	P40FORK455036	
1.000 cc. Z 1000 DAF	2010-2012	P40FORK455054	
1.000 cc. Z 1000 J1 / J3	1981-1983	P40FORK455043	
1.000 cc. Z 1000 SX/ABS	2011-2013	P40FORK455054	
1.000 cc. Z1 R 1000	1978	P40FORK455036	
1.000 cc. ZG 1000 A CONCOURS	1986-1998	P40FORK455052	
1.000 cc. ZL 1000 A1 / A2 ELIMINATOR	1987	P40FORK455045	
1.000 cc. ZX 1000 / GPZ 1000 RX	1986-1987	P40FORK455049	
1.000 cc. ZX 1000 GBF NINJA 1000	2011-2013		P40FORK455176
1.000 cc. ZX-10 1000	1988-1990	P40FORK455052	
1.000 cc. ZX-10R 1000	2004-2005	P40FORK455159	
	2006-2010	P40FORK455161	
	2011-2013	P40FORK455157	
1.100 cc. GPZ 1100	1981-1983	P40FORK455043	
	1984	P40FORK455040	
1.100 cc. KZ 1100 GP / GPZ / LTD	1981-1983	P40FORK455043	
1.100 cc. Z 1100	1981-1984	P40FORK455043	
1.100 cc. ZN 1100 B / B1 / B1L / B2 LTD	1984-1985	P40FORK455043	
1.100 cc. ZR 1100 ZEPHYR / CHAIN DRIVE	1992-1995	P40FORK455057	
	1992-1995	P40FORK455089 Alt.	
1.100 cc. ZX 1100 / GPZ 1100 UNITRAK	1983-1984	P40FORK455040	
1.100 cc. ZX 1100 C / D ZZ-R 1100	1990-1998	P40FORK455057	
	1990-1998	P40FORK455089 Alt.	
1.100 cc. ZX 1100 E1 / E3 / F1 GPZ	1995-1997	P40FORK455052	
1.100 cc. ZZ-R 1100 C1 / C3 / D1 / D7	1990-1999	P40FORK455057	
	1990-1999	P40FORK455089 Alt.	
1.200 cc. ZG 1200 A / B VOYAGER X11	1986-1998	P40FORK455054	
1.200 cc. ZRX 1200 / R / S	2001-2006	P40FORK455153	
1.200 cc. ZX-12R 1200	2000-2006	P40FORK455159	
1.200 cc. ZZ-R 1200	2002-2005	P40FORK455153	
1.300 cc. KZ 1300 A / B TOURING	1979-1982	P40FORK455052	
1.300 cc. Z 1300	1979-1983	P40FORK455052	
1.300 cc. ZG 1300	1984-1986	P40FORK455052	
1.300 cc. ZN 1300 A VOYAGER	1983-1988	P40FORK455052	
1.400 cc. GTR 1400	2008-2013	P40FORK455159	
1.400 cc. NINJA ZX-14R 1400	2006-2012	P40FORK455159	
1.400 cc. ZG 1400	2008-2012	P40FORK455159	
1.400 cc. ZZR 1400	2006-2013	P40FORK455159	
1.500 cc. VN 1500 A / B / C / D / E	1987-1998	P40FORK455054	
1.500 cc. VN 1500 B1 / B4 / C1 / C4 VULCAN	1987-1990	P40FORK455054	
	1996-1997	P40FORK455054	
1.500 cc. VN 1500 CLASSIC	1996-2007	P40FORK455054	
1.500 cc. VN 1500 CLASSIC TOURER	1998-2000	P40FORK455054	
1.500 cc. VN 1500 CLASSIC TOURER FL	2001-2003	P40FORK455054	
1.500 cc. VN 1500 DRIFTER	1999-2000	P40FORK455054	
1.500 cc. VN 1500 E / D VULCAN 1500 CLASSIC	1996-1999	P40FORK455054	
1.500 cc. VN 1500 MAIN STREAK	2002-2005	P40FORK455156	
1.600 cc. VN 1600 CLASSIC	2003-2007	P40FORK455160	
1.600 cc. VN 1600 CLASSIC TOURER	2005-2006	P40FORK455160	
1.600 cc. VN 1600 MEAN STREAK	2004-2005	P40FORK455156	
	2006	P40FORK455157	
1.600 cc. VN 1600 NOMAD	2005-2007	P40FORK455160	
1.700 cc. VULCAN 1700 CLASSIC / TOURER / NOMAD / VAQUERO	2009-2013	P40FORK455157	
1.700 cc. VULCAN 1700 VOYAGER / ABS	2009-2012	P40FORK455088	
2.000 cc. VN 2000 VULCAN CLASSIC / LT / USA	2004-2010	P40FORK455073	

KAYABA



ALT. = seconda opzione/second option

APPLICAZIONI / APPLICATIONS	ANNO / YEAR	 FORK OIL SEALS KIT	 FORK DUST SEALS KIT
KAYABA			
0 cc. 41 MM. FORK TUBES		P40FORK455052	
0 cc. 43 MM. FORK TUBES		P40FORK455058	
0 cc. 46 MM. FORK TUBES		P40FORK455086	
0 cc. 48 MM. FORK TUBES		P40FORK455123	
KTM			
1.190 cc. RC8 1190	2008-2009	P40FORK455127	
	2008-2011		P40FORK455125
	2013	P40FORK455191	
1.190 cc. RC8 1190 R / BLACK/WHITE	2011-2012	P40FORK455191	P40FORK455192
KYMCO			
50 cc. AGILITY 2T R16 / NAKED 50	2010-2012	P40FORK455026	
50 cc. AGILITY R16 50 4T	2008-2009	P40FORK455026	
50 cc. DINK 50 4T	2007	P40FORK455026	
50 cc. SUPER 8 50 2T	2009	P40FORK455026	
50 cc. SUPER 8 50 4T	2009	P40FORK455026	
50 cc. SUPER 9 SPORT EURO2 50	2004	P40FORK455015	
50 cc. VITALITY 50 2T	2004	P40FORK455015	
50 cc. VITALITY 50 4T	2004	P40FORK455015	
50 cc. YUP 50 / EURO2	2002-2003	P40FORK455015	
125 cc. AGILITY R16 125	2008-2012	P40FORK455026	
125 cc. B&W 125 4T LC	2000-2004	P40FORK455026	
125 cc. DINK 125 EURO 3	2006-2007	P40FORK455026	
125 cc. DINK CLASSIC 125 / EURO2	2002-2003	P40FORK455026	
125 cc. DOWNTOWN 125	2009	P40FORK455187	
125 cc. G-DINK 125	2012	P40FORK455197	
125 cc. GRAND DINK 125 / EURO2	2001-2004	P40FORK455026	
125 cc. LIKE 125 LX	2012	P40FORK455015	
125 cc. MOVIE EURO 3	2006-2007	P40FORK455026	
125 cc. MOVIE XL 125 4T	2003-2004	P40FORK455026	
125 cc. PEOPLE 125 EURO2	2011	P40FORK455015	
125 cc. VIVIO 125	2000	P40FORK455015	
150 cc. AGILITY R16 150	2008-2009	P40FORK455026	
150 cc. B&W 150 4T LC	2000	P40FORK455026	
150 cc. DINK CLASSIC 150 / EURO2	2002-2003	P40FORK455026	
150 cc. GRAND DINK 150 / EURO2	2001-2004	P40FORK455026	
150 cc. MOVIE EURO 3	2006-2007	P40FORK455026	
150 cc. MOVIE XL 150 4T	2003-2004	P40FORK455026	
150 cc. VIVIO 150	2000	P40FORK455015	
200 cc. AGILITY 200I R16 200	2010-2012	P40FORK455026	
200 cc. DINK 200 EU3 I	2006-2007	P40FORK455026	
200 cc. DOWNTOWN I 200	2010	P40FORK455187	
250 cc. B&W 250	2000-2003	P40FORK455026	
250 cc. GRAND DINK 250	2001-2004	P40FORK455026	
250 cc. PEOPLE 250 4T	2003-2004	P40FORK455187	
250 cc. PEOPLE S/PEOPLE S i 250	2006-2007	P40FORK455187	
250 cc. X CITING/ X CITING i 250	2005-2007	P40FORK455186	
300 cc. DOWNTOWN 300 / ABS	2009-2011	P40FORK455187	
300 cc. G-DINK 300	2012	P40FORK455197	
300 cc. PEOPLE 300 GTi	2010-2011	P40FORK455187	
300 cc. PEOPLE 300 SI	2008	P40FORK455187	
300 cc. X CITING 300I / R	2008-2009	P40FORK455186	
500 cc. X-CITING / I / R 500	2005-2009	P40FORK455186	
MALAGUTI			
50 cc. CENTRO 50 BASE	1993-1994	P40FORK455004	
50 cc. CENTRO SL 50	1994-1998	P40FORK455004	
50 cc. CENTRO SL KAT 50	1999-2001	P40FORK455004	
50 cc. CIAK 50	1999-2000	P40FORK455112	
50 cc. CIAK MASTER 4T 50	2005-2006	P40FORK455112	
50 cc. CIAK MASTER 50	2004-2006	P40FORK455112	
50 cc. CIAK MASTER EU2	2006	P40FORK455112	
50 cc. CIAK MONO EURO 2 2.3 50	2003	P40FORK455112	
50 cc. CIAK MONO EURO 2 50	2003	P40FORK455112	



ALT.= seconda opzione/second option

APPLICAZIONI / APPLICATIONS	ANNO / YEAR	 FORK OIL SEALS KIT	 FORK DUST SEALS KIT
MALAGUTI			
50 cc. CIAK TD 50	2000-2001	P40FORK455112	
50 cc. CROSSER 50 CR1	1995-1999	P40FORK455017	
50 cc. F10 50 AC / ECO	2008-2009	P40FORK455004	
50 cc. F10 JET LINE 50 / KAT	1992-1999	P40FORK455004	
50 cc. F10 RESTYLING / EURO2-2.3	2003-2004	P40FORK455004	
50 cc. F10 RESTYLING EURO2 50	2002-2003/2006	P40FORK455004	
50 cc. F12 50 PHANTOM AC / KAT / RESTYLING	1994-2006	P40FORK455017	
50 cc. F12 50 PHANTOM LC / KAT / RESTYLING	1994-2006	P40FORK455017	
50 cc. F12 50 PHANTOM LC TWIN DISK	1998	P40FORK455017	
50 cc. F12 PHANTOM RESTYLING EU2 50	2002	P40FORK455017	
50 cc. F12 PHANTOM RESTYLING EU2 50 LC	2002	P40FORK455017	
50 cc. F12 PHANTOM RESTYLING EU2-2.3 50	2003-2004	P40FORK455017	
50 cc. F12 PHANTOM RESTYLING EU2-2.3 50 LC	2003-2004	P40FORK455017	
50 cc. F12 RESTYLING EU2 50	2006	P40FORK455017	
50 cc. F12 RESTYLING EU2 50 LC	2006	P40FORK455017	
50 cc. F15 50 FIRE FOX LC / KAT	1996-2001	P40FORK455017	
50 cc. F15 FIREFOX 50 AC	2005-2006	P40FORK455017	
50 cc. F15 FIREFOX EURO2 50	2002-2003	P40FORK455017	
50 cc. F15 FIREFOX RESTYLING EURO2-2.3 50	2003-2005	P40FORK455017	
50 cc. F15 RESTYLING EURO2 50 LC	2004-2005	P40FORK455017	
50 cc. F15 TDS RESTYLING EURO1 50 LC	2001	P40FORK455017	
50 cc. JX 50	1991-1992	P40FORK455017	
50 cc. MRX 50	1989-1996	P40FORK455017	
50 cc. RST 50	1990-1995	P40FORK455017	
100 cc. CIAK 100	1999-2001	P40FORK455075	
	1999-2001	P40FORK455133	
100 cc. F12 100 PHANTOM	1999-2001	P40FORK455017	
125 cc. CIAK 125 4T	1999-2001	P40FORK455133	
125 cc. CIAK MASTER 125	2004-2006	P40FORK455075	
125 cc. F18 WARRIOR 125	2000-2002	P40FORK455133	
125 cc. MADISON 125 4T LC	1999-2004	P40FORK455132	
125 cc. MADISON 3 125	2006-2009	P40FORK455144	
125 cc. MADISON R RESTYLING 125	1999-2004	P40FORK455132	
125 cc. PHANTOM MAX 125	2003	P40FORK455133	
150 cc. CIAK MASTER 150	2000-2004	P40FORK455133	
150 cc. F18 WARRIOR 150	2000-2002	P40FORK455133	
	2000-2002	P40FORK455133	
150 cc. MADISON T 150 4T LC	1999-2001	P40FORK455132	
180 cc. MADISON R 180 4T LC	2001-2002	P40FORK455132	
200 cc. CIAK MASTER 200	2006	P40FORK455075	
200 cc. MADISON MASTER EU2	2003	P40FORK455132	
200 cc. MADISON S RESTYLING/EU2 200	2003	P40FORK455132	
200 cc. PHANTOM MAX 200	2003	P40FORK455133	
250 cc. MADISON 3 250	2006-2009	P40FORK455144	
250 cc. MADISON R RESTYLING 250	1999-2004	P40FORK455132	
250 cc. MADISON RS 250	1999-2004	P40FORK455132	
250 cc. MADISON S 250 4T	1999-2004	P40FORK455132	
250 cc. PHANTOM MAX 250	2004	P40FORK455133	
400 cc. MADISON K 400 / RESTYLING	2002-2004	P40FORK455132	
MARZOCCHI			
0 cc. 28 MM FORK TUBES		P40FORK455079	
0 cc. 32 MM FORK TUBES		P40FORK455066	
0 cc. 35 MM FORK TUBES		P40FORK455029	
0 cc. 38 MM FORK TUBES	1979	P40FORK455043	
	1980	P40FORK455044	
0 cc. 40 MM FORK TUBES		P40FORK455050	
0 cc. 42 MM FORK TUBES		P40FORK455064	
0 cc. 45 MM FORK TUBES	2004	P40FORK455085	
0 cc. MAGNUM 45 MM FORK TUBES		P40FORK455069	
0 cc. MAGNUM 47 MM FORK TUBES		P40FORK455076	
0 cc. MAGNUM 50 MM FORK TUBES		P40FORK455078	
MBK			

ALT.= seconda opzione/second option

APPLICAZIONI / APPLICATIONS	ANNO / YEAR	 FORK OIL SEALS KIT	 FORK DUST SEALS KIT
MBK			
50 cc. BOOSTER CW 50 R / RS / RSP / RSX / KAT	1994-1998	P40FORK455004	
	1995-2001	P40FORK455075	
	1999-2001	P40FORK455012	
50 cc. BOOSTER CW L 50	2001-2003		P40FORK455180
50 cc. BOOSTER CW L SPIRIT 50	2003		P40FORK455180
50 cc. BOOSTER CW NAKED 50	2003		P40FORK455180
50 cc. BOOSTER CW RS NG 50	1995-2003		P40FORK455180
50 cc. BOOSTER CW RS NG EURO1 50	1999-2000		P40FORK455180
50 cc. BOOSTER CW RSP ROCKET 50	1997-1998		P40FORK455180
50 cc. BOOSTER CW SP SPIRIT EURO2 50	2002		P40FORK455180
50 cc. BOOSTER CW SPIRIT EURO2 50	2002-2003		P40FORK455180
50 cc. CR 50 Z TARGET	1991-1995	P40FORK455004	
50 cc. CS MACH G 50	2002-2004	P40FORK455004	
50 cc. YA R FORTE 50	1994-1998	P40FORK455004	
50 cc. YA TA NEW SORRISO 50	1995-1996	P40FORK455004	
50 cc. YE EVOLIS 50	1992-1997	P40FORK455004	
50 cc. YM 50 FIZZ	1994-1995	P40FORK455004	
50 cc. YN R OVETTO 50	1997-2001	P40FORK455004	
50 cc. YN R OVETTO EURO1 50	2002-2004	P40FORK455004	
50 cc. YQ L NITRO JAGUAR 50	2004		P40FORK455180
50 cc. YQ NITRO 50 LC / CAT	1997-2001	P40FORK455075	
	1997-2004		P40FORK455180
50 cc. YQ NITRO EURO2 50	2003		P40FORK455180
100 cc. BOOSTER YW 100	1999-2001	P40FORK455012	
100 cc. YN OVETTO 100	2000-2002	P40FORK455004	
100 cc. YQ NITRO 100	2000-2002	P40FORK455075	P40FORK455180
125 cc. XC T FLAME / K FLAME R 125 4T	1997-2001	P40FORK455012	
125 cc. XN DOODO 125 4T LC	2000-2001	P40FORK455023	
125 cc. YP SKYLINER 125 4T	1998-2001	P40FORK455024	
	2003	P40FORK455133	
150 cc. XC VERTEX 150	1997	P40FORK455012	
150 cc. XN DOODO 150 4T LC	2001-2002	P40FORK455023	
150 cc. YP SKYLINER 150 4T	2000-2002	P40FORK455024	
	2001-2002	P40FORK455133	
180 cc. YP E SKYLINER 180	2003	P40FORK455133	
250 cc. YP SKYLINER 250 4T	2000-2003	P40FORK455168	
300 cc. XC KILIBRE 300	2003	P40FORK455152	
MONTESA			
0 cc. 35 MM FORK TUBES		P40FORK455029	
MOTO GUZZI			
125 cc. 4T 2C 125		P40FORK455066	
250 cc. 250 TS		P40FORK455066	
350 cc. 350 4C		P40FORK455066	
350 cc. NEVADA 350 CLUB	1998-1999	P40FORK455029	
350 cc. NEVADA 350 NUOVO TIPO	1993-1999	P40FORK455029	
350 cc. NEVADA 350 VECCHIO TIPO	1992-1993	P40FORK455029	
350 cc. V35 CARABINIERI PA 350	1992	P40FORK455029	
350 cc. V35 III CARABINIERI 350	1990-1991	P40FORK455029	
350 cc. VI 35 350		P40FORK455066	
	1983-1988	P40FORK455029	
350 cc. VI 35 CUSTOM 350	1985-1987	P40FORK455029	
350 cc. VI 35 FLORIDA 350		P40FORK455029	
350 cc. VI 35 II / III 350	1983-1988	P40FORK455029	
350 cc. VI 35 II 350		P40FORK455066	
350 cc. VI 35 IMOLA 350		P40FORK455066	
350 cc. VI 35 TT ENDURO 350	1984	P40FORK455044	
400 cc. 400 4C		P40FORK455066	
500 cc. VI 50 / CUSTOM 500	1982-1985	P40FORK455029	
	1992	P40FORK455029	
500 cc. VI 50 I / II / III / MONZA 500	1981-1986	P40FORK455066	
650 cc. V 65 LARIO 650	1984-1988	P40FORK455029	
650 cc. V 65 POLIZIA PA NUOVO TIPO 650	1988-1995	P40FORK455044	



ALT.= seconda opzione/second option

APPLICAZIONI / APPLICATIONS	ANNO / YEAR	 FORK OIL SEALS KIT	 FORK DUST SEALS KIT
MOTO GUZZI			
650 cc. V 65 SP CHOPPER 650	1981	P40FORK455029	
650 cc. V 65 TT 650	1985-1988	P40FORK455044	
650 cc. V LARIO 650	1984	P40FORK455029	
650 cc. VI 65 650	1981-1988	P40FORK455029	
650 cc. VI 65 CUSTOM 650	1984-1987	P40FORK455029	
650 cc. VI 65 FLORIDA 650	1985-1992	P40FORK455029	
650 cc. VI 65 II ENDURO 650	1984	P40FORK455029	
650 cc. VT TT BAJA 650	1986	P40FORK455044	
750 cc. BREVA 750	2003-2007	P40FORK455138	
750 cc. NEVADA 750	2002-2003	P40FORK455138	
750 cc. NEVADA CLASSIC / AQUILA NERA 750	2004-2010	P40FORK455138	
750 cc. NEVADA NT / CLUB 750	1993-1999	P40FORK455029	
750 cc. NEVADA NUOVO TIPO 750	1993-1997	P40FORK455029	
750 cc. S / S3 750		P40FORK455029	
750 cc. SP 750	1990-1992	P40FORK455029	
750 cc. SPORT 750	1980-1984	P40FORK455029	
750 cc. STRADA 750	1993-1995	P40FORK455029	
750 cc. TARGA 750	1990-1992	P40FORK455029	
750 cc. V7 CAFE' CLASSIC 750	2009-2012	P40FORK455138	
750 cc. V7 CLASSIC 750	2008-2009	P40FORK455138	
750 cc. V7 RACER 750	2010-2012	P40FORK455138	
750 cc. V7 SPECIAL - STONE 750	2012	P40FORK455138	
750 cc. VI 75 750	1985-1988	P40FORK455044	
750 cc. VI 75 PA VECCHIO/NUOVO TIPO 750	1992-1996	P40FORK455029	
	1996	P40FORK455029	
750 cc. X POLIZIA PA I / II S 750	1992-1995	P40FORK455050	
850 cc. BREVA 850	2006-2007	P40FORK455085	
850 cc. LE MANS I / II / III 850	1980-1985	P40FORK455029	
850 cc. NORGE 850	2007	P40FORK455085	
850 cc. T 850		P40FORK455029	
850 cc. T3 850	1975-1980	P40FORK455029	
850 cc. T4 850	1980-1983	P40FORK455029	
850 cc. T5 850	1983-1984	P40FORK455029	
	1985-1988	P40FORK455044	
850 cc. T5 POLIZIA CC / PA (NC) 850	1988-1993	P40FORK455050	
	1995	P40FORK455050	
850 cc. T5 POLIZIA CC-PA VECCHIO TIPO 850	1985-1989	P40FORK455044	
940 cc. BELLAGIO - AQUILA NERA 940	2007-2010	P40FORK455085	
1.000 cc. CALIFORNIA II 1000	1981-1987	P40FORK455029	
1.000 cc. CALIFORNIA III CARB. 1000	1987-1993	P40FORK455050	
1.000 cc. CALIFORNIA INIEZ. 1000	1990-1993	P40FORK455050	
1.000 cc. GT 1000	1987-1991	P40FORK455044	
1.000 cc. LE MANS 1000	1984-1993	P40FORK455050	
1.000 cc. S 1000	1989-1994	P40FORK455050	
1.000 cc. SP II 1000	1984-1988	P40FORK455044	
1.000 cc. STRADA 1000	1993-1994	P40FORK455050	
1.100 cc. BREVA 1100	2005-2007	P40FORK455085	
1.100 cc. CALIFORNIA AQUILA NERA / VINTAGE	2010	P40FORK455085	
1.100 cc. CALIFORNIA CLASSIC - TOURING	2006-2007	P40FORK455085	
1.100 cc. CALIFORNIA III CARB. CARENATO 1100	1988-1990	P40FORK455050	
1.100 cc. CALIFORNIA STONE / STONE TOURING 1100	2004-2005	P40FORK455085	
1.100 cc. CALIFORNIA VINTAGE 1100	2006-2012	P40FORK455085	
1.200 cc. BREVA 1200 SPORT	2008	P40FORK455085	
1.200 cc. GRISO 8V 1200	2007-2013	P40FORK455093	
1.200 cc. NORGE 1200	2006-2007	P40FORK455085	
1.200 cc. NORGE GT 8V	2010-2013	P40FORK455085	
1.200 cc. SPORT 1200	2006-2007	P40FORK455085	
1.200 cc. SPORT 8V/1200	2009	P40FORK455085	
1.200 cc. STELVIO / STELVIO NTX ABS 1200	2008-2009	P40FORK455078	
	2010-2013	P40FORK455085	
MOTORHISPANIA			
50 cc. MH 50 FURIA 6V		P40FORK455135	
50 cc. RX 50 RACING		P40FORK455132	

ALT.= seconda opzione/second option

APPLICAZIONI / APPLICATIONS	ANNO / YEAR	 FORK OIL SEALS KIT	 FORK DUST SEALS KIT
MV AGUSTA			
MV AGUSTA			
750 cc. BRUTALE 750 / S	2003-2005	P40FORK455078	
750 cc. F4 / F4S 750	2001-2003	P40FORK455078	
910 cc. BRUTALE 910 S / R	2005-2008	P40FORK455078	
920 cc. BRUTALE 920	2010-2011	P40FORK455078	
990 cc. BRUTALE 990R	2010-2011	P40FORK455078	
1.000 cc. F4 / F4R	2004-2007	P40FORK455078	
1.000 cc. F4 312/ 312 RR 1000	2007-2008	P40FORK455078	
1.000 cc. F4 S - R - RR 1000	2008-2013	P40FORK455078	
1.078 cc. BRUTALE RR 1078	2008	P40FORK455078	
1.090 cc. BRUTALE 1098RR 1090	2010-2013	P40FORK455078	
OHLINS			
0 cc. 42MM FORK TUBES		P40FORK455104	
OSSA			
0 cc. 35 MM FORK TUBES		P40FORK455029	
PAIOLI			
0 cc. 28 MM FORK TUBES		P40FORK455079	
0 cc. 31,7 MM FORK TUBES		P40FORK455017	
0 cc. 48 MM FORK TUBES		P40FORK455124	
PENTON			
0 cc. 35 MM FORK TUBES		P40FORK455029	
0 cc. 38 MM FORK TUBES		P40FORK455044	
PEUGEOT			
50 cc. BUXY 50	1994-1998	P40FORK455081	
50 cc. JET FORCE 50	2003-2004	P40FORK455132	
50 cc. METAL-X 50	2002	P40FORK455081	
50 cc. SPEEDAKE 50	1995-1997	P40FORK455081	
50 cc. SQUAB 50	1995-1997	P40FORK455081	
50 cc. SV 50 GEO	1991-1995	P40FORK455082	
50 cc. TREKKER 50 / ROAD	1998-2000	P40FORK455017	
	1998-2001	P40FORK455081	*417
50 cc. TRK2 WRC	2004-2006	P40FORK455081	
50 cc. VIVACITY VSX-XR 50	2002-2004	P40FORK455081	
50 cc. XPS SM 50	2003-2004	P40FORK455132	
50 cc. XPS T 50	2003-2004	P40FORK455132	
50 cc. XR6 E 50	2003-2004	P40FORK455135	
50 cc. ZENITH 50 LN / LS / N	1994-1997	P40FORK455082	
100 cc. LOOXOR 100	2001	P40FORK455017	
125 cc. ELYSEO 125 4T LC	2001	P40FORK455132	
125 cc. ELYSTAR 125	2002-2003	P40FORK455133	
125 cc. JET FORCE COMPRESSOR 125	2003-2004	P40FORK455132	
125 cc. LOOXOR 125	2002-2003	P40FORK455133	
125 cc. SV 125 GEO	1991-1995	P40FORK455082	
150 cc. ELYSEO 150 4T LC	2001	P40FORK455132	
150 cc. ELYSTAR 150	2002-2003	P40FORK455132	
150 cc. LOOXOR 150	2002-2003	P40FORK455133	
PIAGGIO			
50 cc. BOSS 50	1988-1989	P40FORK455068	
50 cc. BRAVO 50	1973-1981	P40FORK455068	
	1987-1997	P40FORK455068	
50 cc. FLY 50 2T	2008-2011		P40FORK455182
	2010	P40FORK455188	
50 cc. FLY 50 4T	2005-2010	P40FORK455149	
	2008-2010	P40FORK455188	
	2008-2011		P40FORK455182
50 cc. FREE 50	1992-2000	P40FORK455002	
50 cc. FREE 50 FL	1995-2002	P40FORK455002	
50 cc. LIBERTY 2T	2006-2008	P40FORK455198	
50 cc. LIBERTY 4T DELIVERY	2010-2011	P40FORK455198	
50 cc. LIBERTY 4T SPORT	2006-2008	P40FORK455198	
50 cc. LIBERTY 50	1997-2005	P40FORK455011	



ALT.= seconda opzione/second option

APPLICAZIONI / APPLICATIONS	ANNO / YEAR	 FORK OIL SEALS KIT	 FORK DUST SEALS KIT
PIAGGIO			
50 cc. LIBERTY 50 4T	2000-2008	P40FORK455011	
50 cc. LIBERTY 50 RST 4T	2005-2006	P40FORK455198	
50 cc. LIBERTY 50 SPORT 2T	2006-2008	P40FORK455198	
50 cc. LIBERTY MOC 50 2T	2009-2011	P40FORK455198	
50 cc. LIBERTY MOC 50 4T	2009-2011	P40FORK455198	
50 cc. NRG 50 / RST MC2 LC	1995-1998	P40FORK455081	
50 cc. NRG 50 EXTREME	1999-2000	P40FORK455172	
50 cc. NRG 50 RST MC2 W DISCO	1996-1998	P40FORK455081	
50 cc. NRG MC3 50 AIR	2001-2004	P40FORK455172	
50 cc. NRG MC3 50 LC	2001-2002	P40FORK455172	
50 cc. NRG POWER DD 50	2005-2010	P40FORK455172	
50 cc. NRG POWER DT 50	2006-2008	P40FORK455172	
50 cc. NRG POWER PUREJET 50	2004-2006	P40FORK455172	
50 cc. NRG PUREJET 50	2002-2010	P40FORK455172	
50 cc. NTT 50 LC	1995-1996	P40FORK455081	
50 cc. SI 50 FL2 / MIX	1979-1999	P40FORK455068	
50 cc. SUPERBRAVO 50	1987-1989	P40FORK455068	
50 cc. TYPHOON 2T E2	2010-2012	P40FORK455149	
50 cc. TYPHOON 50	2001-2009	P40FORK455081	
50 cc. ZIP & ZIP 50 BIMODALE	1994-1997	P40FORK455068	
50 cc. ZIP 50 / BASE / RST / RESTYLING / FAST R.	1992-1997	P40FORK455068	
	1993-1996	P40FORK455002	
	1996-1997	P40FORK455011	
	1996-1999	P40FORK455083	
125 cc. BEVERLY 125	2001-2007	P40FORK455146	
125 cc. BEVERLY 125 MIC EU3	2007	P40FORK455146	
125 cc. BEVERLY 125 RST	2004-2007	P40FORK455146	
125 cc. BEVERLY 125 RST 4T 4V IE EURO3	2010-2013	P40FORK455146	
125 cc. BEVERLY 125 SPORT EU3	2007-2008	P40FORK455146	
125 cc. BEVERLY TOURER 125 EU3	2008-2010	P40FORK455146	
125 cc. CARNABY 125	2007-2010	P40FORK455146	
125 cc. FLY EU3 125	2008-2011		P40FORK455182
125 cc. LIBERTY 125 4T	1998-2000	P40FORK455106	
125 cc. LIBERTY 125 4T (LEADER E.G.)	2000-2001	P40FORK455106	
125 cc. LIBERTY MOC 125 4T	2009-2013	P40FORK455188	
125 cc. SKIPPER 125 2T / LX	1998-1999	P40FORK455081	
125 cc. SKIPPER 125 4T	2000-2002	P40FORK455172	
125 cc. SUPER HEXAGON GTX 125 4T	2001-2002	P40FORK455146	
125 cc. X EVO 125	2007	P40FORK455146	
125 cc. X7 EU3 125	2008-2009	P40FORK455146	
125 cc. X7 EVO IE EURO3 125	2009-2010	P40FORK455146	
125 cc. X8 125	2004-2006	P40FORK455146	
125 cc. X8 PREMIUM EU2/EU3 125	2006-2007	P40FORK455146	
125 cc. X8 STREET EURO 2	2006-2008	P40FORK455146	
125 cc. X9 125 4T	2001-2002	P40FORK455146	
125 cc. X9 EVOLUTION 125 EU3	2003-2007	P40FORK455146	
125 cc. ZIP 125	2000-2002	P40FORK455149	
150 cc. FLY / EURO3	2008-2011		P40FORK455182
150 cc. LIBERTY 150 4T (LEADER E.G.)	2000-2001	P40FORK455106	
150 cc. LIBERTY MOC 150 4T	2009-2013	P40FORK455188	
150 cc. SKIPPER 150 2T / LX	1998-1999	P40FORK455081	
150 cc. SKIPPER 150 4T	2001-2002	P40FORK455081	
180 cc. X9 AMALFI 180 4T LC	2000-2003	P40FORK455146	
200 cc. BEVERLY 200 4T	2001-2003	P40FORK455146	
200 cc. CARNABY	2007-2008	P40FORK455146	
200 cc. X8 200	2004-2007	P40FORK455146	
200 cc. X9 200	2002-2003	P40FORK455146	
200 cc. X9 EVOLUTION 200	2002-2003	P40FORK455146	
250 cc. BEVERLY 250 IE EU3	2006-2008	P40FORK455146	
250 cc. BEVERLY 250 MIC EU3	2007	P40FORK455146	
250 cc. BEVERLY CRUISER 250	2007-2009	P40FORK455146	
250 cc. BEVERLY RST 250	2004-2005	P40FORK455146	
250 cc. BEVERLY SPORT 250	2006-2008	P40FORK455146	



ALT.= seconda opzione/second option

APPLICAZIONI / APPLICATIONS	ANNO / YEAR	 FORK OIL SEALS KIT	 FORK DUST SEALS KIT
PIAGGIO			
250 cc. BEVERLY TOURER 250 EU3	2008-2009	P40FORK455146	
250 cc. CARNABY 250	2008	P40FORK455146	
250 cc. X EVO 250	2007	P40FORK455146	
250 cc. X7/EU3 250	2008	P40FORK455146	
250 cc. X8/EU3 250	2005-2008	P40FORK455146	
250 cc. X9 250	2000-2001	P40FORK455146	
250 cc. X9 250 EVOLUTION	2004	P40FORK455146	
300 cc. BEVERLY 300 RST 4T 4V IE EURO3	2010-2012	P40FORK455146	
300 cc. BEVERLY TOURER IE / RST 4T 4V IE EU3 300	2009-2013	P40FORK455146	
300 cc. CARNABY CRUISER 300	2009-2010	P40FORK455146	
300 cc. X7 EVO 300 IE EURO3	2009-2010	P40FORK455146	
350 cc. BEVERLY 4T 4V IE E3 SPORT TOURING 350	2011-2013	P40FORK455146	
400 cc. BEVERLY 400 EURO3	2006-2007	P40FORK455165	
400 cc. BEVERLY TOURER 400 EURO3	2008-2010	P40FORK455165	
400 cc. X EVO 400	2007-2011	P40FORK455146	
400 cc. X8 400 EU3	2006-2008	P40FORK455146	
500 cc. BEVERLY 500	2004-2006	P40FORK455165	
500 cc. BEVERLY 500 EURO3	2004-2006	P40FORK455165	
500 cc. BEVERLY CRUISER 500	2007-2012	P40FORK455165	
500 cc. X9 500	2001-2002	P40FORK455146	
500 cc. X9 EVOLUTION 500 / ABS	2003-2007	P40FORK455138	
PUCH			
0 cc. 35 MM FORK TUBES		P40FORK455029	
RIEJU			
50 cc. MRX 50 / RACING	2005	P40FORK455136	
50 cc. MXR 50	2000-2004	P40FORK455136	
50 cc. RR 50	1998-2003	P40FORK455134	
50 cc. RR 50 SPORT	2005	P40FORK455134	
50 cc. RS2 50 MATRIX PRO	2005	P40FORK455136	
50 cc. RS2 50 NAKED	2005	P40FORK455136	
50 cc. SMX 50	2001-2005	P40FORK455136	
50 cc. SPIKE 50	1998-2002	P40FORK455134	
50 cc. SPIKE SPORT 50	2003 / 2005-	P40FORK455134	
ROKON			
0 cc. 35 MM FORK TUBES		P40FORK455029	
SHOWA			
0 cc. 43 MM FORK TUBES		P40FORK455056	
		P40FORK455093 Alt.	
0 cc. 43 MM FORK TUBES UPSIDE DOWN		P40FORK455055	
		P40FORK455092 Alt.	
0 cc. 45 MM FORK TUBES		P40FORK455059	
		P40FORK455088 Alt.	
0 cc. 46 MM FORK TUBES		P40FORK455086	
0 cc. 49 MM FORK TUBES UPSIDE DOWN		P40FORK455073	
SUZUKI			
50 cc. A 50	1971-1976	P40FORK455080	
50 cc. AH 50 ADDRESS	1992-1995	P40FORK455004	
50 cc. AP 50	1975-1978	P40FORK455080	
50 cc. CP 50	1991-1994	P40FORK455004	
50 cc. FS 50 SNIP	1981-1982	P40FORK455080	
50 cc. FZ 50 N SUZZY	1980-1982	P40FORK455080	
50 cc. GSX-R 50 H	1987	P40FORK455004	
50 cc. GT 50	1977-1980	P40FORK455080	
50 cc. OR 50	1979-1980	P40FORK455004	
50 cc. RV 50	1973-1981	P40FORK455080	
50 cc. TS 50 K / ER	1978-1979	P40FORK455080	
50 cc. TS 50 X / XK / XKG / XKJ / XKM	1984-1994	P40FORK455018	
50 cc. X1 50 E	1979	P40FORK455080	
50 cc. ZR 50 KEN / X	1979-1983	P40FORK455080	
50 cc. ZR 50 SKX	1983-1987	P40FORK455015	
75 cc. TM 75 L / M / S	1974-1976	P40FORK455080	
75 cc. TS 75	1975-1977	P40FORK455080	



ALT.= seconda opzione/second option

APPLICAZIONI / APPLICATIONS	ANNO / YEAR	 FORK OIL SEALS KIT	 FORK DUST SEALS KIT
SUZUKI			
80 cc. CP 80 CHF	1985-1993	P40FORK455080	
80 cc. DS 80	1978-1998	P40FORK455004	
85 cc. XN 85 D	1983	P40FORK455042	
90 cc. RV 90	1974-1977	P40FORK455080	
90 cc. TC / TS 90	1972	P40FORK455012	
100 cc. A 100	1974-1980	P40FORK455080	
100 cc. DR 100	1983-1990	P40FORK455013	
100 cc. DS 100	1978-1981	P40FORK455080	
100 cc. GP 100	1978-1992	P40FORK455080	
100 cc. TC 100	1973-1977	P40FORK455012	
100 cc. TM 100	1974-1975	P40FORK455012	
100 cc. TS 100 / ERN / ERX	1973-1977	P40FORK455012	
	1978-1979	P40FORK455080	
	1980-1981	P40FORK455013	
110 cc. UG 110 HOKUTO	2000-2001	P40FORK455012	
120 cc. B 120	1971-1977	P40FORK455012	
120 cc. TC 120	1969	P40FORK455012	
125 cc. AN 125	1995-2001	P40FORK455012	
125 cc. AN BURGMAN 125	2002-2006	P40FORK455011	
125 cc. DS 125	1979-1981	P40FORK455013	
125 cc. EPICURO 125 4T LC	1999-2001	P40FORK455012	
125 cc. GN 125	1982-1997	P40FORK455019	
125 cc. GP 125	1977-1983	P40FORK455080	
125 cc. GS 125 E / KATANA	1982-1994	P40FORK455012	
125 cc. GT 125	1974-1981	P40FORK455012	
125 cc. GZ 125 MARAUDER	1998-1999	P40FORK455042	
125 cc. RG 125	1985-1991	P40FORK455012	
125 cc. RG 125 F / GAMMA	1992-1994	P40FORK455047	
125 cc. RV 125 VAN	1973-1977	P40FORK455012	
125 cc. T 125	1969	P40FORK455080	
125 cc. TC 125	1972-1977	P40FORK455012	
125 cc. TM 125	1973-1975	P40FORK455012	
125 cc. TS 125	1971-1977	P40FORK455012	
	1978-1979	P40FORK455013	
	1979-1982	P40FORK455018	
125 cc. TS 125 R/ER	1990-1994	P40FORK455054	
125 cc. TS 125 X	1984-1990	P40FORK455032	
125 cc. UE CT 125	2001	P40FORK455012	
125 cc. UH BURGMAN 125	2002-2006	P40FORK455011	
	2007-2013	P40FORK455184	
125 cc. VL 125 INTRUDER	2000-2007	P40FORK455187	
150 cc. AN 150	1996-2001	P40FORK455012	
150 cc. EPICURO 150 4T LC	1999-2001	P40FORK455012	
150 cc. UE CT 150	2001	P40FORK455012	
150 cc. UH BURGMAN 150	2002-2006	P40FORK455011	
175 cc. PE 175	1978-1981	P40FORK455035	
	1978-1981	P40FORK455091 Alt.	
	1982-1984	P40FORK455044	
175 cc. RS 175	1980-1982	P40FORK455035	
	1980-1982	P40FORK455091 Alt.	
185 cc. DS 185	1978	P40FORK455012	
	1979-1980	P40FORK455019	
185 cc. GT 185	1973-1974	P40FORK455012	
	1975-1977	P40FORK455013	
185 cc. TC 185 L / M / A / B	1974-1977	P40FORK455012	
185 cc. TS 185	1971-1978	P40FORK455012	
	1979-1981	P40FORK455019	
200 cc. DR 200 / SE	1986-1990	P40FORK455032	
	1996-1998	P40FORK455032	
200 cc. GT 200	1979-1981	P40FORK455012	
200 cc. SB 200	1979-1981	P40FORK455012	
200 cc. SP 200	1986-1988	P40FORK455032	
200 cc. T / TC 200	1969	P40FORK455012	



ALT.= seconda opzione/second option

APPLICAZIONI / APPLICATIONS	ANNO / YEAR	 FORK OIL SEALS KIT	 FORK DUST SEALS KIT
SUZUKI			
200 cc. UH BURGMAN 200	2007-2013	P40FORK455184	
250 cc. AN BURGMAN 250 4T LC	1998-2006	P40FORK455090	
250 cc. DS 250	1980	P40FORK455035	
	1980	P40FORK455091 Alt.	
250 cc. GN 250	1982-1996	P40FORK455025	
250 cc. GS 250	1979-1982	P40FORK455025	
250 cc. GSX 250 T / EX	1979-1982	P40FORK455032	
250 cc. GT 250	1973-1977	P40FORK455025	
250 cc. GT 250 N / EN / XZ (X7)	1978-1981	P40FORK455019	
250 cc. GZ 250 MARAUDER	1998-1999	P40FORK455042	
250 cc. INAZUMA 250	2013	P40FORK455187	
250 cc. PE 250	1977-1981	P40FORK455035	
	1977-1981	P40FORK455091 Alt.	
250 cc. RGV 250 GAMMA	1983-1984	P40FORK455035	
	1983-1984	P40FORK455091 Alt.	
	1989-1996	P40FORK455054	
250 cc. RL 250	1974-1975	P40FORK455032	
250 cc. RS 250	1980-1981	P40FORK455035	
	1980-1981	P40FORK455091 Alt.	
250 cc. SP 250	1982-1985	P40FORK455032	
250 cc. T 250	1969-1972	P40FORK455028	
250 cc. TC 250	1969	P40FORK455028	
250 cc. TM 250	1970-1973	P40FORK455028	
	1974-1975	P40FORK455032	
250 cc. TS 250	1969	P40FORK455031	
	1970-1976	P40FORK455028	
	1977-1979	P40FORK455032	
	1980-1981	P40FORK455035	
	1980-1981	P40FORK455091 Alt.	
	1985-1989	P40FORK455044	
250 cc. TU 250 X VOLTY V / W	1997-1998	P40FORK455042	
250 cc. VL 250 INTRUDER	2000-2007	P40FORK455187	
300 cc. GS 300	1982-1985	P40FORK455026	
305 cc. T / TC 305	1969	P40FORK455028	
350 cc. DR 350 S / SE	1990-1998	P40FORK455056	
	1990-1998	P40FORK455093 Alt.	
	1992-1994	P40FORK455054	
350 cc. T 350	1969-1973	P40FORK455028	
370 cc. DR 370	1978-1979	P40FORK455036	
370 cc. SP 370	1978-1979	P40FORK455036	
380 cc. GT 380	1972-1977	P40FORK455025	
400 cc. AN BURGMAN 400 4T LC	1999-2006	P40FORK455090	
	2007-2013	P40FORK455166	
400 cc. DR-Z S	2005-2012	P40FORK455073	
400 cc. GN 400	1980-1982	P40FORK455032	
400 cc. GS 400	1977-1978	P40FORK455025	
	1991-1993	P40FORK455052	
400 cc. GSF 400 BANDIT	1991-1993	P40FORK455090	
400 cc. GSX 400 ET / ES	1980-1987	P40FORK455032	
400 cc. GSX 400 S / E / L	1980-1981	P40FORK455032	
400 cc. GSX-R 400	1987	P40FORK455045	
400 cc. PE 400	1980-1981	P40FORK455035	
	1980-1981	P40FORK455091 Alt.	
400 cc. SP 400	1980	P40FORK455035	
	1980	P40FORK455091 Alt.	
400 cc. TM 400	1971-1972	P40FORK455028	
	1973-1975	P40FORK455032	
400 cc. TS 400	1971-1977	P40FORK455028	
425 cc. GS 425	1979	P40FORK455025	
450 cc. GS 450 E / L / S / T / LZ	1980-1985	P40FORK455025	
450 cc. GS 450 LF / EG / SG / LJ	1983-1988	P40FORK455032	
500 cc. DR 500	1981-1983	P40FORK455035	
	1981-1983	P40FORK455091 Alt.	



ALT.= seconda opzione/second option

APPLICAZIONI / APPLICATIONS	ANNO / YEAR	 FORK OIL SEALS KIT	 FORK DUST SEALS KIT
SUZUKI			
500 cc. GS 500 E	1978-1979	P40FORK455032	
	1989-1996	P40FORK455040	
500 cc. GT 500	1975-1978	P40FORK455032	
500 cc. RG 500	1985-1987	P40FORK455043	
500 cc. SP 500	1981-1983	P40FORK455035	
	1981-1983	P40FORK455091 Alt.	
500 cc. T 500	1968-1975	P40FORK455028	
550 cc. GS 550	1977-1982	P40FORK455032	
550 cc. GS 550 E / EF / ES / L CHAIN DRIVE	1983-1986	P40FORK455040	
550 cc. GS 550 LD / LF	1983-1985	P40FORK455042	
550 cc. GSX 550 E	1984-1987	P40FORK455042	
550 cc. GT 550	1972-1977	P40FORK455032	
600 cc. GSF 600 BANDIT	2000-2004	P40FORK455090	
600 cc. GSF 600 S BANDIT	1995-1998	P40FORK455090	
600 cc. GSR 600	2006-2009	P40FORK455160	
600 cc. GSX 600 F	1988-2006	P40FORK455054	
600 cc. GSX-R 600	1992-1993/2008/09	P40FORK455054	
	1997-1999	P40FORK455088 Alt.	
	1997-2003	P40FORK455059	
	2004-2005	P40FORK455157	
	2006-2013	P40FORK455054	P40FORK455176
600 cc. RF 600 R	1993-1996	P40FORK455054	
600 cc. SP 600 F	1985	P40FORK455058	
600 cc. VS 600 GL INTRUDER S-V	1995-1997	P40FORK455048	
650 cc. AN BURGMAN 650	2003-2012	P40FORK455166	
650 cc. DL V-STROM 650	2004-2011	P40FORK455157	
650 cc. GR 650	1983-1985	P40FORK455032	
650 cc. GS 650 / E	1981-1983	P40FORK455032	
650 cc. GS 650 G / GL / M KATANA	1981-1983	P40FORK455032	
650 cc. GS 650 MD KATANA	1983	P40FORK455042	
650 cc. GSF 650 BANDIT	2005-2006	P40FORK455148	
	2007-2012	P40FORK455166	
650 cc. GSX F 650	2008-2012	P40FORK455166	
650 cc. LS 650 F / P / SAVAGE	1986-1998	P40FORK455043	
650 cc. SFV 650 GLADIUS	2009-2011	P40FORK455054	P40FORK455176
650 cc. SV 650	1999-2002	P40FORK455148	
	2003-2009		P40FORK455176
	2003-2010	P40FORK455054	
650 cc. XF 650 FREEWIND	1997-2001	P40FORK455057	
	1997-2001	P40FORK455089 Alt.	
650 cc. XN85 650	1983	P40FORK455032	
650 cc. XS 650	1997	P40FORK455057	
	1997	P40FORK455089 Alt.	
700 cc. GS 700	1985	P40FORK455042	
700 cc. VS 700 GL INTRUDER	1986-1987	P40FORK455042	
750 cc. GS 750	1977-1983	P40FORK455032	
	1979-1983	P40FORK455042	
750 cc. GS 750 E / S KATANA	1983	P40FORK455040	
750 cc. GSR 750	2011-2013	P40FORK455166	
750 cc. GSX 750	1980-1982	P40FORK455032	
	1985-1986	P40FORK455042	
	1998-1999	P40FORK455093 Alt.	
	1998-2001	P40FORK455056	
750 cc. GSX 750 F KATANA	1982	P40FORK455040	
	1989-2006	P40FORK455054	
750 cc. GSX-R 750	1985-1987	P40FORK455090	
	1988-1989	P40FORK455056	
	1988-1989	P40FORK455093 Alt.	
	1990-1993/2006	P40FORK455054	
	1996-2003	P40FORK455056	
	1996-2003	P40FORK455093 Alt.	
	2004-2005	P40FORK455157	
	2006-2012	P40FORK455054	



ALT.= seconda opzione/second option

APPLICAZIONI / APPLICATIONS	ANNO / YEAR	 FORK OIL SEALS KIT	 FORK DUST SEALS KIT
SUZUKI			P40FORK455176
750 cc. GSX-R 750	2006-2013		
750 cc. GSX-R 750 SP R	1994	P40FORK455056	
	1994	P40FORK455093 Alt.	
750 cc. GSX-R 750 W / T / V	1992-1993	P40FORK455054	
	1994-1995	P40FORK455056	
	1994-1995	P40FORK455093 Alt.	
750 cc. GT 750	1972-1977	P40FORK455032	
750 cc. VS 750 GL INTRUDER	1985-1987	P40FORK455042	
	1988-1991	P40FORK455048	
800 cc. VL 800 INTRUDER / TOURING / CUSTOM VOLUSIA	2001-2008	P40FORK455054	
800 cc. VL INTRUDER C800 / VZ INTRUDER M800	2006-2011	P40FORK455054	
800 cc. VS 800 GL INTRUDER	1992-1998	P40FORK455048	
800 cc. VX 800	1990-1996	P40FORK455090	
800 cc. VZ 800 INTRUDER	2005-2011	P40FORK455166	
800 cc. VZ 800 MARAUDER	1997-2002	P40FORK455090	
850 cc. GS 850	1979-1985	P40FORK455040	
900 cc. RF 900 R R / T	1994-1997	P40FORK455056	
	1994-1997	P40FORK455093 Alt.	
1.000 cc. DL V-STROM 1000	2002-2010	P40FORK455056	
1.000 cc. GS 1000	1978-1982	P40FORK455040	
1.000 cc. GSX-R 1000	2001-2008	P40FORK455161	
	2009-2013	P40FORK455157	
1.000 cc. SV 1000	2003-2005	P40FORK455116	
	2003-2006	P40FORK455105	
1.000 cc. TL 1000 R / S	1997-2001	P40FORK455057	
	1997-2001	P40FORK455089 Alt.	
1.100 cc. GS 1100 ET / LT / EX / EZ / ESD / SD / KATANA	1980-1983	P40FORK455040	
1.100 cc. GS 1100 GZ / GKD	1982-1984	P40FORK455052	
1.100 cc. GSX 1100 Z / XD / SD / EFE / EFG / KATANA	1980-1984	P40FORK455040	
	1986-1988	P40FORK455052	
	1990	P40FORK455052	
1.100 cc. GSX 1100 F / G-L-P SHAFT / KATANA	1988-1994	P40FORK455054	
	1991-1994	P40FORK455058	
1.100 cc. GSX 1100 T / SX / SZ	1980	P40FORK455040	
1.100 cc. GSX-R 1100	1986/1988-1990/1996	P40FORK455090	
	1989	P40FORK455057	
1.150 cc. GS 1150	1983-1986	P40FORK455040	
1.200 cc. GSF 1200 BANDIT	1996-1999	P40FORK455093 Alt.	
	1996-2005	P40FORK455056	
	2006-2012	P40FORK455157	
1.200 cc. GSX 1200	1999-2001	P40FORK455056	
1.200 cc. GV 1200 GLF2 / GLF / GLG	1985-1986	P40FORK455052	
1.250 cc. GSF BANDIT 1250	2007-2011	P40FORK455157	
1.250 cc. GSX 1250	2010-2012	P40FORK455157	
1.250 cc. GSX FA 1250	2010-2012	P40FORK455157	
1.300 cc. GSX B-KING 1300	2008-2010	P40FORK455161	
1.300 cc. GSX-R 1300 HAYABUSA	1999-2007	P40FORK455089	
	2008-2010	P40FORK455161	
1.400 cc. GSX 1400	2002-2006	P40FORK455116	
1.400 cc. GV 1400	1985-1989	P40FORK455052	
1.400 cc. VS 1400 GL / GLP INTRUDER	1987-1998	P40FORK455054	
1.500 cc. VL 1500 INTRUDER LC W / R	1998-2006/2008	P40FORK455054	
1.600 cc. VZ 1600 INTRUDER M	2004-2005	P40FORK455156	
SYM			
125 cc. X PRO 125	2013	P40FORK455025	
TRIUMPH			
0 cc. DAYTONA SUPER3	1994	P40FORK455058	
900 cc. SPEED TRIPLE 900	1994	P40FORK455058	
900 cc. TIGER 900	1993-1994	P40FORK455058	
900 cc. TRIDENT 750 / 900	1991-1994	P40FORK455058	
900 cc. TRIDENT SPRINT 900	1993-1994	P40FORK455058	
1.000 cc. DAYTONA 750 / 1000	1991-1992	P40FORK455058	



ALT.= seconda opzione/second option

APPLICAZIONI / APPLICATIONS	ANNO / YEAR	 FORK OIL SEALS KIT	 FORK DUST SEALS KIT
SUZUKI			
500 cc. GS 500 E	1978-1979	P40FORK455032	
	1989-1996	P40FORK455040	
500 cc. GT 500	1975-1978	P40FORK455032	
500 cc. RG 500	1985-1987	P40FORK455043	
500 cc. SP 500	1981-1983	P40FORK455035	
	1981-1983	P40FORK455091 Alt.	
500 cc. T 500	1968-1975	P40FORK455028	
550 cc. GS 550	1977-1982	P40FORK455032	
550 cc. GS 550 E / EF / ES / L CHAIN DRIVE	1983-1986	P40FORK455040	
550 cc. GS 550 LD / LF	1983-1985	P40FORK455042	
550 cc. GSX 550 E	1984-1987	P40FORK455042	
550 cc. GT 550	1972-1977	P40FORK455032	
600 cc. GSF 600 BANDIT	2000-2004	P40FORK455090	
600 cc. GSF 600 S BANDIT	1995-1998	P40FORK455090	
600 cc. GSR 600	2006-2009	P40FORK455160	
600 cc. GSX 600 F	1988-2006	P40FORK455054	
600 cc. GSX-R 600	1992-1993/2008/09	P40FORK455054	
	1997-1999	P40FORK455088 Alt.	
	1997-2003	P40FORK455059	
	2004-2005	P40FORK455157	
	2006-2013	P40FORK455054	P40FORK455176
600 cc. RF 600 R	1993-1996	P40FORK455054	
600 cc. SP 600 F	1985	P40FORK455058	
600 cc. VS 600 GL INTRUDER S-V	1995-1997	P40FORK455048	
650 cc. AN BURGMAN 650	2003-2012	P40FORK455166	
650 cc. DL V-STROM 650	2004-2011	P40FORK455157	
650 cc. GR 650	1983-1985	P40FORK455032	
650 cc. GS 650 / E	1981-1983	P40FORK455032	
650 cc. GS 650 G / GL / M KATANA	1981-1983	P40FORK455032	
650 cc. GS 650 MD KATANA	1983	P40FORK455042	
650 cc. GSF 650 BANDIT	2005-2006	P40FORK455148	
	2007-2012	P40FORK455166	
650 cc. GSX F 650	2008-2012	P40FORK455166	
650 cc. LS 650 F / P / SAVAGE	1986-1998	P40FORK455043	
650 cc. SFV 650 GLADIUS	2009-2011	P40FORK455054	P40FORK455176
650 cc. SV 650	1999-2002	P40FORK455148	
	2003-2009		P40FORK455176
	2003-2010	P40FORK455054	
650 cc. XF 650 FREEWIND	1997-2001	P40FORK455057	
	1997-2001	P40FORK455089 Alt.	
650 cc. XN85 650	1983	P40FORK455032	
650 cc. XS 650	1997	P40FORK455057	
	1997	P40FORK455089 Alt.	
700 cc. GS 700	1985	P40FORK455042	
700 cc. VS 700 GL INTRUDER	1986-1987	P40FORK455042	
750 cc. GS 750	1977-1983	P40FORK455032	
	1979-1983	P40FORK455042	
750 cc. GS 750 E / S KATANA	1983	P40FORK455040	
750 cc. GSR 750	2011-2013	P40FORK455166	
750 cc. GSX 750	1980-1982	P40FORK455032	
	1985-1986	P40FORK455042	
	1998-1999	P40FORK455093 Alt.	
	1998-2001	P40FORK455056	
750 cc. GSX 750 F KATANA	1982	P40FORK455040	
	1989-2006	P40FORK455054	
750 cc. GSX-R 750	1985-1987	P40FORK455090	
	1988-1989	P40FORK455056	
	1988-1989	P40FORK455093 Alt.	
	1990-1993/2006	P40FORK455054	
	1996-2003	P40FORK455056	
	1996-2003	P40FORK455093 Alt.	
	2004-2005	P40FORK455157	
	2006-2012	P40FORK455054	



ALT.= seconda opzione/second option

APPLICAZIONI / APPLICATIONS	ANNO / YEAR	 FORK OIL SEALS KIT	 FORK DUST SEALS KIT
SUZUKI			P40FORK455176
750 cc. GSX-R 750	2006-2013		
750 cc. GSX-R 750 SP R	1994	P40FORK455056	
	1994	P40FORK455093 Alt.	
750 cc. GSX-R 750 W / T / V	1992-1993	P40FORK455054	
	1994-1995	P40FORK455056	
	1994-1995	P40FORK455093 Alt.	
750 cc. GT 750	1972-1977	P40FORK455032	
750 cc. VS 750 GL INTRUDER	1985-1987	P40FORK455042	
	1988-1991	P40FORK455048	
800 cc. VL 800 INTRUDER / TOURING / CUSTOM VOLUSIA	2001-2008	P40FORK455054	
800 cc. VL INTRUDER C800 / VZ INTRUDER M800	2006-2011	P40FORK455054	
800 cc. VS 800 GL INTRUDER	1992-1998	P40FORK455048	
800 cc. VX 800	1990-1996	P40FORK455090	
800 cc. VZ 800 INTRUDER	2005-2011	P40FORK455166	
800 cc. VZ 800 MARAUDER	1997-2002	P40FORK455090	
850 cc. GS 850	1979-1985	P40FORK455040	
900 cc. RF 900 R R / T	1994-1997	P40FORK455056	
	1994-1997	P40FORK455093 Alt.	
1.000 cc. DL V-STROM 1000	2002-2010	P40FORK455056	
1.000 cc. GS 1000	1978-1982	P40FORK455040	
1.000 cc. GSX-R 1000	2001-2008	P40FORK455161	
	2009-2013	P40FORK455157	
1.000 cc. SV 1000	2003-2005	P40FORK455116	
	2003-2006	P40FORK455105	
1.000 cc. TL 1000 R / S	1997-2001	P40FORK455057	
	1997-2001	P40FORK455089 Alt.	
1.100 cc. GS 1100 ET / LT / EX / EZ / ESD / SD / KATANA	1980-1983	P40FORK455040	
1.100 cc. GS 1100 GZ / GKD	1982-1984	P40FORK455052	
1.100 cc. GSX 1100 Z / XD / SD / EFE / EFG / KATANA	1980-1984	P40FORK455040	
	1986-1988	P40FORK455052	
	1990	P40FORK455052	
1.100 cc. GSX 1100 F / G-L-P SHAFT / KATANA	1988-1994	P40FORK455054	
	1991-1994	P40FORK455058	
1.100 cc. GSX 1100 T / SX / SZ	1980	P40FORK455040	
1.100 cc. GSX-R 1100	1986/1988-1990/1996	P40FORK455090	
	1989	P40FORK455057	
1.150 cc. GS 1150	1983-1986	P40FORK455040	
1.200 cc. GSF 1200 BANDIT	1996-1999	P40FORK455093 Alt.	
	1996-2005	P40FORK455056	
	2006-2012	P40FORK455157	
1.200 cc. GSX 1200	1999-2001	P40FORK455056	
1.200 cc. GV 1200 GLF2 / GLF / GLG	1985-1986	P40FORK455052	
1.250 cc. GSF BANDIT 1250	2007-2011	P40FORK455157	
1.250 cc. GSX 1250	2010-2012	P40FORK455157	
1.250 cc. GSX FA 1250	2010-2012	P40FORK455157	
1.300 cc. GSX B-KING 1300	2008-2010	P40FORK455161	
1.300 cc. GSX-R 1300 HAYABUSA	1999-2007	P40FORK455089	
	2008-2010	P40FORK455161	
1.400 cc. GSX 1400	2002-2006	P40FORK455116	
1.400 cc. GV 1400	1985-1989	P40FORK455052	
1.400 cc. VS 1400 GL / GLP INTRUDER	1987-1998	P40FORK455054	
1.500 cc. VL 1500 INTRUDER LC W / R	1998-2006/2008	P40FORK455054	
1.600 cc. VZ 1600 INTRUDER M	2004-2005	P40FORK455156	
SYM			
125 cc. X PRO 125	2013	P40FORK455025	
TRIUMPH			
0 cc. DAYTONA SUPER3	1994	P40FORK455058	
900 cc. SPEED TRIPLE 900	1994	P40FORK455058	
900 cc. TIGER 900	1993-1994	P40FORK455058	
900 cc. TRIDENT 750 / 900	1991-1994	P40FORK455058	
900 cc. TRIDENT SPRINT 900	1993-1994	P40FORK455058	
1.000 cc. DAYTONA 750 / 1000	1991-1992	P40FORK455058	



ALT.= seconda opzione/second option

APPLICAZIONI / APPLICATIONS	ANNO / YEAR	 FORK OIL SEALS KIT	 FORK DUST SEALS KIT
TRIUMPH			
1.200 cc. DAYTONA 900 / 1200	1993-1994	P40FORK455058	
1.200 cc. TROPHY 900 / 1200	1991-1994	P40FORK455058	
WHITE POWER			
0 cc. 40 MM FORK TUBES		P40FORK455065	
0 cc. 43 MM FORK TUBES		P40FORK455103	
		P40FORK455127	
0 cc. 48 MM FORK TUBES		P40FORK455128	
0 cc. 50 MM FORK TUBES		P40FORK455077	
YAMAHA			
0 cc. AT1 / AT2 / AT3	1969-1973	P40FORK455012	
50 cc. BWS 50	2004-2012	P40FORK455075	
50 cc. BWS BUMP 50	1997-1998	P40FORK455004	
50 cc. BWS NAKED 50	2003		P40FORK455180
	2003-2004	P40FORK455075	
	2009-2012	P40FORK455075	
50 cc. BWS NEXT GENERATION 50	1997-1998	P40FORK455004	
	1999-2000	P40FORK455012	
	1999-2006		P40FORK455180
	2003-2006	P40FORK455075	
50 cc. BWS NEXT GENERATION 50 KAT	1999-2000	P40FORK455012	P40FORK455180
50 cc. BWS ORIGINAL 50 / SPY	1997-1998	P40FORK455004	
	1999-2000	P40FORK455075	*127
	1999-2002	P40FORK455012	*129
			*127
50 cc. BWS ORIGINAL EURO2 50	2003		P40FORK455180
50 cc. CR Z TARGET 50	1991-1995	P40FORK455004	
50 cc. CS JOG R 50	2002-2011	P40FORK455004	
50 cc. CW 50 RS SPY	1995-1998	P40FORK455075	P40FORK455180
50 cc. CW BWS ORIGINAL EURO2 50	2002		P40FORK455180
50 cc. CW L BWS 50	2003		P40FORK455180
	2004	P40FORK455075	
50 cc. CW SP BWS ORIGINAL EURO2 50	2002		P40FORK455180
50 cc. DT 50 / R / ST / MX	1978-1980	P40FORK455080	
	1987-1994	P40FORK455012	
50 cc. DT 50 R	2003-2004	P40FORK455132	
	2008-2010	P40FORK455132	
50 cc. DT 50 RSM	2003-2004	P40FORK455132	
50 cc. DT X 50	2008-2010	P40FORK455132	
50 cc. FS1 / FS1 DX / E DX DISC	1979-1981	P40FORK455080	
	1987-1990	P40FORK455080	
50 cc. RX 50	1983-1984	P40FORK455004	
50 cc. TY 50	1977-1980	P40FORK455080	
50 cc. TZR 50	2003-2005	P40FORK455133	
50 cc. YA R AXIS 50	1995-1996	P40FORK455004	
50 cc. YM 50 BREEZE	1994-1995	P40FORK455004	
50 cc. YN 50 NEO'S EURO2	2002-2003	P40FORK455004	
50 cc. YN NEO'S 4 50	2009-2011	P40FORK455004	
50 cc. YN R NEO'S 50 / OVETTO	1997-2002	P40FORK455004	
50 cc. YQ AEROX 50 LC	1997-2011		P40FORK455180
	1997-2012	P40FORK455075	
	1997-2012	P40FORK455075	
50 cc. YQ L AEROX EURO2 50	2003		P40FORK455180
50 cc. YSR 50 LC	1987-1992	P40FORK455080	
50 cc. YW50 ZUMA 50	2002-2011	P40FORK455012	
80 cc. BW 80	1986-1990	P40FORK455004	
80 cc. LB 80	1982	P40FORK455004	
80 cc. RD 80 LC / MX	1982	P40FORK455080	
80 cc. YG1 80 K / T / TK	1963-1964	P40FORK455080	
90 cc. HT1 / HT1B / HT1BM / HS1 / HS1B	1970-1971	P40FORK455080	
100 cc. BWS 100	1999-2001	P40FORK455012	
100 cc. DT 100	1974-1976	P40FORK455012	
	1977-1983	P40FORK455080	
100 cc. L5T / L5TA 100	1969-1970	P40FORK455080	



ALT.= seconda opzione/second option

APPLICAZIONI / APPLICATIONS	ANNO / YEAR	 FORK OIL SEALS KIT	 FORK DUST SEALS KIT
YAMAHA			
100 cc. LS2 / 100	1972	P40FORK455080	
100 cc. LT2 / LT3 100	1972-1973	P40FORK455080	
100 cc. LT2M / LT2 MX 100	1972-1973	P40FORK455012	
100 cc. MX 100	1974-1975	P40FORK455012	
	1979-1983	P40FORK455080	
100 cc. RS 100	1975-1976	P40FORK455080	
	1977-1980	P40FORK455013	
100 cc. RT 100 A / D / G	1990-1995	P40FORK455080	
100 cc. RXS 100	1983-1994	P40FORK455012	
100 cc. YB 100 F	1975-1992	P40FORK455080	
100 cc. YN NEO'S 100	2000-2002	P40FORK455004	
100 cc. YQ AEROX 100	2000-2002	P40FORK455075	P40FORK455180
125 cc. DT 125 / RD 125	1974-1976	P40FORK455012	
	1978	P40FORK455016	
	1979-1981	P40FORK455019	
	1982	P40FORK455032	
	1985-1987	P40FORK455037	
125 cc. DT 125 R/RE/X	1988	P40FORK455052	
	1989-1992	P40FORK455053	
125 cc. HW XENTER 125	2012	P40FORK455024	
125 cc. IT 125	1980	P40FORK455019	
	1981	P40FORK455031	
125 cc. MX 125	1974-1975	P40FORK455012	
	1976	P40FORK455028	
125 cc. NXC CYGNUS X 125	2004-2006	P40FORK455023	
	2007-2011	P40FORK455026	
125 cc. RD 125 LC YPVS	1978-1981	P40FORK455012	
	1982-1984	P40FORK455013	
125 cc. RS 125 DX	1976-1981	P40FORK455013	
125 cc. SR 125	1982	P40FORK455013	
	1993-1994	P40FORK455013	
125 cc. TDR 125	1988-1992	P40FORK455044	
	1989-1993	P40FORK455053	
	1993-1994	P40FORK455043	
125 cc. TZ 125	1980	P40FORK455012	
125 cc. TZR 125 R / RR	1987-1993	P40FORK455024	
	1991-1995	P40FORK455053	
125 cc. XC 125 VIRAGO	1997-1999	P40FORK455023	
125 cc. XC CYGNUS 125 4T	1997-2003	P40FORK455012	
125 cc. X-CITY 125 VP	2008-2010	P40FORK455174	
125 cc. X-MAX 125 YP R / ABS	2006-2009	P40FORK455036	
	2010-2012	P40FORK455185	
125 cc. XN TEO'S 125 4T LC	2000-2001	P40FORK455023	
125 cc. XQ MAXTER 125 4T LC	2001-2002	P40FORK455133	
125 cc. XT 125	1982-1983	P40FORK455019	
125 cc. XT 125 X / R	2005-2008	P40FORK455132	
125 cc. XT 125 X SUPERMOTARD	2005	P40FORK455132	
125 cc. XV 125 VIRAGO	1997	P40FORK455023	
125 cc. XVS 125 DRAG STAR	2000-2004	P40FORK455185	
125 cc. YP 125 E MAJESTY 4T	2003-2006	P40FORK455133	
125 cc. YP MAJESTY 125 4T	1998-2001	P40FORK455024	
	2002-2007	P40FORK455133	
125 cc. YW BWS 125	2010	P40FORK455026	
125 cc. YZF 125 R	2008-2012	P40FORK455184	
125 cc. ZUMA 125	2009-2013	P40FORK455026	
150 cc. HW XENTER 150	2012	P40FORK455024	
150 cc. XC 150 FLY ONE R	1990-1995	P40FORK455012	
	1997-1999	P40FORK455012	
150 cc. XN TEO'S 150 4T LC	2001-2002	P40FORK455023	
150 cc. YP MAJESTY 150 4T LC	2000-2001	P40FORK455024	
	2002	P40FORK455133	
175 cc. CT1 / CT2 / CT3 175	1969-1973	P40FORK455012	
175 cc. DT 175	1974-1976	P40FORK455012	



ALT.= seconda opzione/second option

APPLICAZIONI / APPLICATIONS	ANNO / YEAR	 FORK OIL SEALS KIT	 FORK DUST SEALS KIT
YAMAHA			
175 cc. DT 175	1978	P40FORK455016	
	1979-1981	P40FORK455019	
175 cc. IT 175	1977-1981	P40FORK455036	
	1982-1983	P40FORK455043	
175 cc. MX 175	1974-1975	P40FORK455012	
	1979-1981	P40FORK455019	
175 cc. TY 175	1975-1976	P40FORK455012	
180 cc. RT 180	1990-1993	P40FORK455032	
180 cc. YP 180 E MAJESTY	2003-2009	P40FORK455133	
185 cc. SR 185	1981-1982	P40FORK455013	
200 cc. BW 200 N / S / ES / ET / EU	1985-1988	P40FORK455024	
200 cc. IT 200	1984-1986	P40FORK455058	
200 cc. RD 200	1974-1976	P40FORK455012	
200 cc. RD 200 DX	1975-1978	P40FORK455013	
	1978-1980	P40FORK455012	
200 cc. RS 200	1979	P40FORK455012	
200 cc. TW 200	1987-2013	P40FORK455024	
200 cc. WR 200 RE	1992	P40FORK455052	
200 cc. XT 200	1982-1983	P40FORK455031	
225 cc. TT 225	1986-1987	P40FORK455037	
225 cc. XT 225	1992-1996	P40FORK455037	
250 cc. DT 250	1974-1978	P40FORK455028	
	1979-1982	P40FORK455036	
250 cc. DT1 / DT2 / DT3 / CMX / EMX 250	1968-1973	P40FORK455028	
250 cc. IT 250	1977-1980	P40FORK455036	
	1981-1982	P40FORK455043	
	1983	P40FORK455058	
250 cc. MX 250	1973-1975	P40FORK455028	
250 cc. RD 250 / A / B / C / D / LC / YPVS	1973-1975	P40FORK455028	
	1976	P40FORK455031	
	1977	P40FORK455028	
	1978-1979	P40FORK455032	
	1980-1983	P40FORK455018	
250 cc. SR 250 CLASSIC	1996	P40FORK455074	
250 cc. SR 250 SE / G / H / TH	1980-1982	P40FORK455019	
	1993-1994	P40FORK455019	
250 cc. SRX 250 T / TC	1987	P40FORK455024	
250 cc. TD3 250	1972	P40FORK455028	
250 cc. TT 250 G / H / J	1980-1982	P40FORK455036	
250 cc. TY 250 A / C / D	1974-1977	P40FORK455028	
250 cc. TZ 250	1974	P40FORK455028	
	1976-1978	P40FORK455031	
	1980-1982	P40FORK455035	
	1980-1982	P40FORK455091 Alt.	
	1993-1995	P40FORK455052	
250 cc. TZR 250	1987-1992	P40FORK455048	
250 cc. X-CITY 250 VP	2007-2012	P40FORK455174	
250 cc. X-MAX 250 YP R / BLACK	2005-2009	P40FORK455036	
	2010-2012	P40FORK455185	
250 cc. X-MAX SPORT / ABS	2011	P40FORK455185	
250 cc. XS 250	1977-1981	P40FORK455025	
250 cc. XT 250	1980-1983	P40FORK455031	
	1984	P40FORK455036	
250 cc. XV 250 V STAR	2010-2013	P40FORK455168	
250 cc. XV 250 VIRAGO	1988-1998	P40FORK455023	
250 cc. XVS 250 DRAG STAR	2001-2004	P40FORK455185	
250 cc. YP 250 MAJESTY 4T LC / DX / ABS	1996-1998	P40FORK455023	
	1996-2003	P40FORK455168	
250 cc. YTZ 250	1985	P40FORK455032	
	1986	P40FORK455048	
300 cc. VERSITY XC 300	2003-2009	P40FORK455152	
350 cc. BW 350	1988	P40FORK455024	
350 cc. RD 350 YPVS / LC / LCF	1973-1976	P40FORK455028	


ALT.= seconda opzione/second option

APPLICAZIONI / APPLICATIONS	ANNO / YEAR	 FORK OIL SEALS KIT	 FORK DUST SEALS KIT
YAMAHA			
350 cc. RD 350 YPVS / LC / LCF	1980-1982	P40FORK455018	
	1983-1994	P40FORK455032	
350 cc. RZ 350	1984-1985	P40FORK455032	
350 cc. TR3 350	1972	P40FORK455028	
350 cc. TT 350	1985-1995	P40FORK455054	
350 cc. TY 350	1985-1986	P40FORK455036	
350 cc. TZ 350	1973	P40FORK455028	
	1976-1978	P40FORK455031	
350 cc. XT 350	1985-1998	P40FORK455036	
360 cc. DT 360	1974-1975	P40FORK455028	
360 cc. MX 360	1973-1974	P40FORK455028	
360 cc. RT1 / RT2 / RT3 360	1970-1973	P40FORK455028	
360 cc. XS 360	1975-1978	P40FORK455025	
400 cc. DT 400	1975-1978	P40FORK455028	
400 cc. FZR 400	1988-1990	P40FORK455043	
400 cc. FZR 400 RR SP / RR	1991-1994	P40FORK455058	
400 cc. IT 400	1976-1979	P40FORK455036	
400 cc. MX 400	1976	P40FORK455028	
400 cc. RD 400	1976-1978	P40FORK455028	
	1979	P40FORK455031	
400 cc. XJ 400		P40FORK455032	
400 cc. XS 400	1977-1982	P40FORK455025	
400 cc. XS 400 J / K DOHC	1982-1983	P40FORK455032	
400 cc. YP 400 MAJESTY / ABS	2004-2013	P40FORK455166	P40FORK455130
425 cc. IT 425	1980	P40FORK455036	
465 cc. IT 465 H / J	1981-1982	P40FORK455043	
490 cc. IT 490	1983-1984	P40FORK455058	
500 cc. SC 500	1973-1974	P40FORK455028	
500 cc. SR 500 E / F / G / SP	1978-1982	P40FORK455032	
500 cc. TT 500	1976-1981	P40FORK455036	
500 cc. TX 500	1973-1975	P40FORK455028	
500 cc. XP T-MAX 500 / ABS	2004-2007	P40FORK455167	
	2008-2011	P40FORK455089	
500 cc. XS 500	1976-1981	P40FORK455032	
500 cc. XT 500	1973-1975	P40FORK455028	
	1976-1988	P40FORK455036	
500 cc. XV 500 K VIRAGO	1983	P40FORK455035	
	1983	P40FORK455091 Alt.	
500 cc. YZ 500	1982	P40FORK455058	
530 cc. XP T-MAX 530	2012-2013	P40FORK455089	
535 cc. XV 535 / VIRAGO	1987-1998	P40FORK455037	
550 cc. XJ 550	1981-1983	P40FORK455032	
550 cc. XT 550	1982-1983	P40FORK455043	
600 cc. FJ 600 CHAIN DRIVE AC	1984-1985	P40FORK455035	
	1984-1985	P40FORK455091 Alt.	
600 cc. FZ 600	1986-1988	P40FORK455035	
	1986-1988	P40FORK455091 Alt.	
600 cc. FZ6 / ABS	2004-2007	P40FORK455154	
	2010	P40FORK455167	
600 cc. FZ6 FAZER 600	2004-2009	P40FORK455154	
600 cc. FZ6 FAZER ABS	2006-2007	P40FORK455154	
600 cc. FZ6 FAZER S2	2007-2008	P40FORK455154	
600 cc. FZ6 FAZER S2 ABS	2008	P40FORK455154	
600 cc. FZ6 S2 / ABS	2007-2008	P40FORK455154	
600 cc. FZ6-N 600	2004-2008	P40FORK455154	
600 cc. FZ6-NS 600	2005-2008	P40FORK455154	
600 cc. FZ6R 600	2012-2013	P40FORK455167	
600 cc. FZ6-SA 600 FAZER	2006	P40FORK455154	
600 cc. FZR 600	1989-1996	P40FORK455043	
	2012	P40FORK455167	
600 cc. FZR 600 R	1994-1998	P40FORK455052	
600 cc. FZS 600 FAZER	2002-2003	P40FORK455166	P40FORK455130
	2004-2007	P40FORK455154	

ALT.= seconda opzione/second option

APPLICAZIONI / APPLICATIONS	ANNO / YEAR	 FORK OIL SEALS KIT	 FORK DUST SEALS KIT
YAMAHA			
600 cc. SRX 600	1986-1989	P40FORK455035	
	1986-1989	P40FORK455091 Alt.	
600 cc. TT 600 E	1994-2001	P40FORK455057	
600 cc. TT 600 N	1983-1988	P40FORK455058	
	1983-1988	P40FORK455089 Alt.	
	1989-1997	P40FORK455057	
	1993-1997		P40FORK455100
600 cc. TT 600 S	1993-1996	P40FORK455057	
600 cc. TT 600 W	1989-1992	P40FORK455057	
600 cc. XJ 600 H / L / LC / N / NC	1984-1991	P40FORK455035	
	1984-1991	P40FORK455091 Alt.	
	1992-1998	P40FORK455043	
600 cc. XJ 600 N/NSD/SE/SC/SH/SF/SJ/SG/SK SECA II	1997-2002	P40FORK455129	P40FORK455130
	2009	P40FORK455167	
600 cc. XJ 600 S DIVERSION / CHAIN DRIVE	1997-2002	P40FORK455129	P40FORK455130
	2009-2011	P40FORK455167	
600 cc. XJ6-F DIVERSION 600	2010-2013	P40FORK455167	
600 cc. XJ6-N / DIVERSION 600	2009-2013	P40FORK455167	
600 cc. XT 600 E	1995-2002	P40FORK455052	
600 cc. XT 600 U/UC/E/K TENERE'	1995-1998	P40FORK455053	
600 cc. XT 600 L / LC / Z / TENERE' / T / S / N	1983	P40FORK455054	
	1984-1993	P40FORK455053	
	1995-1998	P40FORK455052	
600 cc. YX 600 S / SC / T / TC	1986-1990	P40FORK455035	
	1986-1990	P40FORK455091 Alt.	
600 cc. YZF 600 R THUNDER CAT	1995-1998	P40FORK455052	
600 cc. YZF 600 R46	2005	P40FORK455166	
600 cc. YZF 600 R6	2001-2004	P40FORK455089	
	2005	P40FORK455166	
	2006-2013	P40FORK455167	
650 cc. TX 650	1973-1976	P40FORK455028	
650 cc. XJ 650 G / H / LH / RJ EUROPA	1980-1984	P40FORK455035	
	1980-1984	P40FORK455091 Alt.	
650 cc. XJ 650 T / LJ / LK TURBO	1982-1983	P40FORK455040	
650 cc. XS / XS1 / XS2	1970-1972	P40FORK455028	
650 cc. XS 650	1975-1976	P40FORK455028	
	1977-1983	P40FORK455032	
650 cc. XVS 650	1997	P40FORK455052	
	1997-2002		P40FORK455130
	1998-2006	P40FORK455166	
650 cc. XVS 650 STAR CLASSIC / CUSTOM / SILVERADO	2002-2007	P40FORK455129	
	2006-2011	P40FORK455166	
660 cc. MT-03 660	2006-2011	P40FORK455057	P40FORK455100
660 cc. SZR 660	1995-1997	P40FORK455053	
660 cc. XT 660 R / X	2004-2012	P40FORK455057	
660 cc. XTZ 660 TENERE'	1991-1994	P40FORK455058	
	2004-2010	P40FORK455057	
	2008-2012		P40FORK455100
700 cc. FZ 700	1985-1992	P40FORK455047	
700 cc. FZX 700	1986-1987	P40FORK455044	
700 cc. XJ 700	1985-1986	P40FORK455043	
700 cc. XV 700	1984-1987	P40FORK455043	
750 cc. FZ 750	1985-1990	P40FORK455047	
750 cc. FZR 750	1987-1988	P40FORK455052	
	1989-1992	P40FORK455058	
750 cc. FZX 750 FASER	1987	P40FORK455042	
	1988	P40FORK455044	
750 cc. TX 750	1973-1974	P40FORK455031	
750 cc. TZ 750	1974-1977	P40FORK455031	
750 cc. XJ 750	1982-1983	P40FORK455035	
	1982-1983	P40FORK455091 Alt.	
750 cc. XJ 750 R	1981-1983	P40FORK455037	
750 cc. XS 750	1977	P40FORK455032	

ALT.= seconda opzione/second option

APPLICAZIONI / APPLICATIONS	ANNO / YEAR	 FORK OIL SEALS KIT	 FORK DUST SEALS KIT
YAMAHA			
750 cc. XS 750	1978-1979	P40FORK455037	
750 cc. XTZ 750 SUPER TENERE'	1989-1995	P40FORK455058	
750 cc. XV 750 VIRAGO	1981-1983	P40FORK455035	
	1981-1983	P40FORK455091 Alt.	
	1988-1996	P40FORK455043	
750 cc. YZF 750 R7 OW02	1999-2000	P40FORK455154	
750 cc. YZF 750 SP / R	1993-1998	P40FORK455052	
800 cc. FZ8 800	2011-2013	P40FORK455089	
850 cc. TDM 850	1991-1994	P40FORK455053	
	1996-2001	P40FORK455154	
850 cc. TRX 850	1996-1997	P40FORK455052	
850 cc. XS 850	1980-1981	P40FORK455035	
	1980-1981	P40FORK455091 Alt.	
	1980-1982	P40FORK455037	
900 cc. TDM 900	2002-2010	P40FORK455089	
900 cc. TDM 900-A	2005-2006	P40FORK455089	
900 cc. XJ 900 S / DIVERSION	1983-1992	P40FORK455040	
	1995-1997	P40FORK455052	
920 cc. XV 920 RH / J / RJ / K	1981-1982	P40FORK455040	
	1982	P40FORK455037	
	1983	P40FORK455035	
	1983	P40FORK455091 Alt.	
950 cc. XVS 950 A MIDNIGHT STAR	2009-2012	P40FORK455166	P40FORK455130
1.000 cc. FZ1 1000	2006-2013	P40FORK455089	
1.000 cc. FZ1 FAZER 1000 (ABS)	2006-2012	P40FORK455089	
1.000 cc. FZR 1000 GENESIS / EXUP / D / DC / E / EC	1987-1988	P40FORK455052	
	1989-1990	P40FORK455057	
	1989-1990	P40FORK455089 Alt.	
	1991-1993	P40FORK455052	
	1994-1995	P40FORK455058	
1.000 cc. FZS 1000 FAZER	2001-2005	P40FORK455154	
1.000 cc. XV 1000 SE / VIRAGO	1981-1982	P40FORK455040	
1.000 cc. YZF 1000 R1	1998-2001	P40FORK455129	P40FORK455130
	2004-2008	P40FORK455089	
	2009-2013	P40FORK455154	
1.000 cc. YZF 1000 R1 SP / LIMITED EDITION	2006	P40FORK455154	
1.100 cc. BT BULLDOG 1100	2002-2006	P40FORK455089	
1.100 cc. FJ 1100	1984-1985	P40FORK455052	
1.100 cc. XJ 1100	1982	P40FORK455044	
1.100 cc. XS 1100	1978-1981	P40FORK455040	
	1979-1981	P40FORK455038	
1.100 cc. XV 1100 VIRAGO	1986-1998	P40FORK455043	
1.100 cc. XVS 1100 DRAG STAR	2000-2003	P40FORK455129	P40FORK455130
1.100 cc. XVS 1100 DRAG STAR / A CLASSIC	2000-2006	P40FORK455166	
1.200 cc. FJ 1200 / ABS	1984-1993	P40FORK455052	
1.200 cc. V-MAX 1200	1985-1995	P40FORK455049	
	1996-2001	P40FORK455057	
	1996-2001	P40FORK455089 Alt.	
1.200 cc. XJR 1200 / SP	1995-1997	P40FORK455057	
	1995-1997	P40FORK455089 Alt.	
1.200 cc. XT 1200 Z SUPER TENERE	2010-2013	P40FORK455057	P40FORK455100
1.300 cc. FJR 1300	2001-2003		P40FORK455130
	2001-2013	P40FORK455129	
1.300 cc. FJR A 1300	2003-2006	P40FORK455129	
1.300 cc. FJR AS 1300	2006	P40FORK455129	
1.300 cc. XJR 1300 / XJR 1300 SP	2002-2013	P40FORK455089	
1.300 cc. XVS STRYKER	2011-2012	P40FORK455167	
1.300 cc. XVS V STAR / V STAR TOURER	2007-2012	P40FORK455166	
1.300 cc. XVZ 13 CT / CTS ROYAL STAR TUOR DELUXE / S	1996-2000	P40FORK455156	
1.300 cc. XVZ 13 T	1987	P40FORK455049	
1.300 cc. XVZ 13 VENTURE / VENTURE ROYALE	1986-1993	P40FORK455049	
	1996-1998	P40FORK455056	
	1996-1998	P40FORK455093 Alt.	

ALT.= seconda opzione/second option

APPLICAZIONI / APPLICATIONS	ANNO / YEAR	 FORK OIL SEALS KIT	 FORK DUST SEALS KIT
YAMAHA			
1.300 cc. XVZ 1300 ROYAL STAR	1996-2000	P40FORK455156	
1.300 cc. XVZ 1300 ROYAL STAR VENTURE	2000-2011	P40FORK455156	
1.600 cc. XV A WILD STAR 1600	1999-2002	P40FORK455156	
1.700 cc. MT-01 1700	2005-2009	P40FORK455154	
1.700 cc. XV 1700	2003-2012	P40FORK455156	
1.700 cc. XV 1700 WARRIOR	2003-2010	P40FORK455166	

ALT.= seconda opzione/second option

PARAOLIO - APPLICAZIONI PER CODICE / OIL SEALS - APPLICATION BY CODE

APPLICAZIONI / APPLICATIONS	ANNO / YEAR
P40FORK455001	
HONDA	
50 cc. MR 50 K1 ELSINORE	1974 - 1975
70 cc. CT 70 H	1974 - 1986
P40FORK455002	
GILERA	
50 cc. EASY MOVING 50	1995 - 1996
PIAGGIO	
50 cc. FREE 50	1992 - 2000
50 cc. FREE 50 FL	1995 - 2002
50 cc. ZIP 50 / BASE / RST / RESTYLING / FAST R.	1993 - 1996
P40FORK455004	
ITALJET	
50 cc. PISTA 2 YANKEE 50	1993 - 1996
50 cc. PISTA1 50	1994 - 1996
50 cc. SCOOP 2/3 50	1993 - 1996
MALAGUTI	
50 cc. CENTRO 50 BASE	1993 - 1994
50 cc. CENTRO SL 50	1994 - 1998
50 cc. CENTRO SL KAT 50	1999 - 2001
50 cc. F10 50 AC / ECO	2008 - 2009
50 cc. F10 JET LINE 50 / KAT	1992 - 1999
50 cc. F10 RESTYLING / EURO2-2.3	2003 - 2004
50 cc. F10 RESTYLING EURO2 50	2002 - 2003/2006
MBK	
50 cc. BOOSTER CW 50 R / RS / RSP / RSX / KAT	1994 - 1998
50 cc. CR 50 Z TARGET	1991 - 1995
50 cc. CS MACH G 50	2002 - 2004
50 cc. YA R FORTE 50	1994 - 1998
50 cc. YA TA NEW SORRISO 50	1995 - 1996
50 cc. YE EVOLIS 50	1992 - 1997
50 cc. YM 50 FIZZ	1994 - 1995
50 cc. YN R OVETTO 50	1997 - 2001
50 cc. YN R OVETTO EURO1 50	2002 - 2004
100 cc. YN OVETTO 100	2000 - 2002
SUZUKI	
50 cc. AH 50 ADDRESS	1992 - 1995
50 cc. CP 50	1991 - 1994
50 cc. GSX-R 50 H	1987
50 cc. OR 50	1979 - 1980
80 cc. DS 80	1978 - 1998
YAMAHA	
50 cc. BWS BUMP 50	1997 - 1998
50 cc. BWS NEXT GENERATION 50	1997 - 1998
50 cc. BWS ORIGINAL 50 / SPY	1997 - 1998
50 cc. CR Z TARGET 50	1991 - 1995
50 cc. CS JOG R 50	2002 - 2011
50 cc. RX 50	1983 - 1984
50 cc. YA R AXIS 50	1995 - 1996
50 cc. YM 50 BREEZE	1994 - 1995
50 cc. YN 50 NEO'S EURO2	2002 - 2003
50 cc. YN NEO'S 4 50	2009 - 2011
50 cc. YN R NEO'S 50 / OVETTO	1997 - 2002
80 cc. BW 80	1986 - 1990
80 cc. LB 80	1982
100 cc. YN NEO'S 100	2000 - 2002
P40FORK455005	
HONDA	
100 cc. CB 100	1970 - 1972
100 cc. CL 100	1970 - 1972
125 cc. CB 125	1973 - 1975
P40FORK455010	
HONDA	
50 cc. MBX 50 LC	1983 - 1985
80 cc. MBX 80 LC	1983 - 1986
P40FORK455011	
APRILIA	
50 cc. RS 50	1993 - 1998
50 cc. SCARABEO 4T RESTYLING EU3	2006 - 2009
50 cc. SCARABEO 50 4T	2002 - 2006
50 cc. SCARABEO QUATTRO 50 CC	2009
50 cc. SCARABEO STREET RESTYLING	2006 - 2009
50 cc. SR 50 / REPLICIA ARIA	1993 - 2005
50 cc. SR 50 / REPLICIA LC	1994 - 1999
50 cc. SR 50 LC	1994 - 1999

APPLICAZIONI / APPLICATIONS	ANNO / YEAR
50 cc. SR 50 RACING LC	1997 - 1998
50 cc. SR 50 STEALTH LC	1997 - 1998
50 cc. SR DI TECH EURO2 50	2002 - 2003
50 cc. SR H2O DITECH E CARBUR.	2000 - 2003
50 cc. SR STEALTH RACING 50	1997 - 1999
50 cc. SR STREET	2003 - 2012
50 cc. SR WWW 50	1997 - 2001
100 cc. SCARABEO 100	2001 - 2004
100 cc. SCARABEO 4T / RESTYLING EU3 50 4T	2006 - 2010
125 cc. SR 125	1999 - 2001
CAGIVA	
50 cc. CUCCILO 50	1998 - 2001
PIAGGIO	
50 cc. LIBERTY 50	1997 - 2005
50 cc. LIBERTY 50 4T	2000 - 2008
50 cc. ZIP 50 / BASE / RST / RESTYLING / FAST R.	1996 - 1997
SUZUKI	
125 cc. AN BURGMAN 125	2002 - 2006
125 cc. UH BURGMAN 125	2002 - 2006
150 cc. UH BURGMAN 150	2002 - 2006
P40FORK455012	
KAWASAKI	
100 cc. KV 100	1976
125 cc. KH 125	1982 - 1994
1.000 cc. KE 100 A5 / A10 / B1 / B15	1976 - 1996
MBK	
50 cc. BOOSTER CW 50 R / RS / RSP / RSX / KAT	1999 - 2001
100 cc. BOOSTER YW 100	1999 - 2001
125 cc. XC T FLAME / K FLAME R 125 4T	1997 - 2001
150 cc. XC VERTEX 150	1997
SUZUKI	
90 cc. TC / TS 90	1972
100 cc. TC 100	1973 - 1977
100 cc. TM 100	1974 - 1975
100 cc. TS 100 / ERN / ERX	1973 - 1977
110 cc. UG 110 HOKUTO	2000 - 2001
120 cc. B 120	1971 - 1977
120 cc. TC 120	1969
125 cc. AN 125	1995 - 2001
125 cc. EPICURO 125 4T LC	1999 - 2001
125 cc. GS 125 E / KATANA	1982 - 1994
125 cc. GT 125	1974 - 1981
125 cc. RG 125	1985 - 1991
125 cc. RV 125 VAN	1973 - 1977
125 cc. TC 125	1972 - 1977
125 cc. TM 125	1973 - 1975
125 cc. TS 125	1971 - 1977
125 cc. UE CT 125	2001
150 cc. AN 150	1996 - 2001
150 cc. EPICURO 150 4T LC	1999 - 2001
150 cc. UE CT 150	2001
185 cc. DS 185	1978
185 cc. GT 185	1973 - 1974
185 cc. TC 185 L / M / A / B	1974 - 1977
185 cc. TS 185	1971 - 1978
200 cc. GT 200	1979 - 1981
200 cc. SB 200	1979 - 1981
200 cc. T / TC 200	1969
YAMAHA	
0 cc. AT1 / AT2 / AT3	1969 - 1973
50 cc. BWS NEXT GENERATION 50	1999 - 2000
50 cc. BWS NEXT GENERATION 50 KAT	1999 - 2000
50 cc. BWS ORIGINAL 50 / SPY	1999 - 2002
50 cc. DT 50 / R / ST / MX	1987 - 1994
50 cc. YW50 ZUMA 50	2002 - 2011
100 cc. BWS 100	1999 - 2001
100 cc. DT 100	1974 - 1976
100 cc. LT2M / LT2 MX 100	1972 - 1973
100 cc. MX 100	1974 - 1975
100 cc. RXS 100	1983 - 1994
125 cc. DT 125 / RD 125	1974 - 1976
125 cc. MX 125	1974 - 1975
125 cc. RD 125 LC YPVS	1978 - 1981
125 cc. TZ 125	1980
125 cc. XC CYGNUS 125 4T	1997 - 2003

APPLICAZIONI / APPLICATIONS	ANNO / YEAR
P40FORK455012	
150 cc. XC 150 FLY ONE R	1990 - 1995
150 cc. XC 150 FLY ONE R	1997 - 1999
175 cc. CT1 / CT2 / CT3 175	1969 - 1973
175 cc. DT 175	1974 - 1976
175 cc. MX 175	1974 - 1975
175 cc. TY 175	1975 - 1976
200 cc. RD 200	1974 - 1976
200 cc. RD 200 DX	1978 - 1980
200 cc. RS 200	1979
P40FORK455013	
APRILIA	
50 cc. SR 50 R FACTORY (ENGINE APRILIA)	2004 - 2008
50 cc. SR R FACTORY	2004 - 2012
HONDA	
125 cc. CBF 125	2009 - 2011
KAWASAKI	
80 cc. KDX 80	1980 - 1988
125 cc. AR 125	1982 - 1994
SUZUKI	
100 cc. DR 100	1983 - 1990
100 cc. TS 100 / ERN / ERX	1980 - 1981
125 cc. DS 125	1979 - 1981
125 cc. TS 125	1978 - 1979
185 cc. GT 185	1975 - 1977
YAMAHA	
100 cc. RS 100	1977 - 1980
125 cc. RD 125 LC YPVS	1982 - 1984
125 cc. RS 125 DX	1976 - 1981
125 cc. SR 125	1982
125 cc. SR 125	1993 - 1994
185 cc. SR 185	1981 - 1982
200 cc. RD 200 DX	1975 - 1978
P40FORK455014	
HONDA	
175 cc. CD 175	1971 - 1978
185 cc. CD 185	1978 - 1982
200 cc. CD 200 TA / TB / TE	1979 - 1984
P40FORK455015	
HONDA	
50 cc. MTX R 50 LC	1982 - 1987
50 cc. SZX 50 X8R	1998 - 2001
80 cc. MTX 80 RS / C	1982 - 1984
100 cc. SL 100	1970 - 1971
125 cc. CB 125	1978 - 1990
125 cc. CBR R 125	2004 - 2012
125 cc. CM 125	1982 - 1985
125 cc. MBX 125	1984 - 1986
125 cc. MSX 125	2013
125 cc. PCX 125	2010 - 2012
125 cc. XL 125 S	1981 - 1985
150 cc. PCX 150	2012 - 2013
175 cc. CB / CL 175 K7	1973 - 1976
175 cc. SL 175	1970 - 1972
185 cc. CM 185 T	1978 - 1979
200 cc. CB 200 B / T	1974 - 1979
200 cc. CL 200 SCRAMBLER	1974
200 cc. CM 200 T TWIN STAR	1980 - 1985
200 cc. TR 200	1986 - 1987
250 cc. CB 250	1991 - 1998
250 cc. CD 250	1988 - 1992
250 cc. CM 250 / CUSTOM	1982 - 1983
KAWASAKI	
125 cc. KE 125 A2 / A10	1982 - 1987
200 cc. Z 200	1981 - 1983
250 cc. ER 250 SCORPION	1983 - 1990
250 cc. KZ 250 L / W / B	1982 - 1983
250 cc. ZZ-R 250	1990 - 1993
305 cc. EX 305 B1	1983 - 1993
305 cc. GPZ 305 UNI-TRAK / BELT-DRIVE	1983 - 1994
KYMCO	
50 cc. SUPER 9 SPORT EURO2 50	2004
50 cc. VITALITY 50 2T	2004
50 cc. VITALITY 50 4T	2004
50 cc. YUP 50 / EURO2	2002 - 2003
125 cc. LIKE 125 LX	2012

APPLICAZIONI / APPLICATIONS	ANNO / YEAR
125 cc. PEOPLE 125 EURO2	2011
125 cc. VIVIO 125	2000
150 cc. VIVIO 150	2000
SUZUKI	
50 cc. ZR 50 SKX	1983 - 1987
P40FORK455016	
HONDA	
100 cc. SL 100	1971 - 1973
125 cc. CT 125 C	1977 - 1985
125 cc. MR 125	1974 - 1976
125 cc. MT 125	1974 - 1976
125 cc. SL 125	1971 - 1980
125 cc. TL 125	1973 - 1976
125 cc. XL 125	1974 - 1980
175 cc. MR 175 ELSINORE	1975 - 1977
175 cc. XL 175	1973 - 1978
KAWASAKI	
125 cc. KD 125	1975 - 1979
125 cc. KE 125 A2 / A10	1976 - 1981
125 cc. KS 125 A	1974 - 1975
250 cc. KZ 250 D1 / D2 / L1 / LTD SELT DRIVE	1980
YAMAHA	
125 cc. DT 125 / RD 125	1978
175 cc. DT 175	1978
P40FORK455017	
APRILIA	
50 cc. AF1 50	1988 - 1992
50 cc. CLASSIC 50	1992 - 1998
50 cc. ET 50 TUAREG / RALLY	1984 - 1986
50 cc. EUROPA 50	1990 - 1992
50 cc. RC 50 / SPECIAL 50	1982
50 cc. RED ROSE 50	1987 - 1994
125 cc. STX 125	1984
CAGIVA	
125 cc. ELECTRA 125	1984
125 cc. LOW RIDER 125	1984 - 1986
FANTIC	
50 cc. TRIAL 50	
80 cc. RAIDER 80	1984 - 1985
125 cc. CABALLERO M1K 125	1986
125 cc. CROSS 125	
125 cc. HP1 125	1985
125 cc. SPORT MKII 125	
125 cc. STRADA 125	
125 cc. TRIAL I 125	
125 cc. TRIAL SEVEN DAYS 125	
MALAGUTI	
50 cc. CROSSER 50 CR1	1995 - 1999
50 cc. F12 50 PHANTOM AC / KAT / RESTYLING	1994 - 2006
50 cc. F12 50 PHANTOM LC / KAT / RESTYLING	1994 - 2006
50 cc. F12 50 PHANTOM LC TWIN DISK	1998
50 cc. F12 PHANTOM RESTYLING EU2 50	2002
50 cc. F12 PHANTOM RESTYLING EU2 50 LC	2002
50 cc. F12 PHANTOM RESTYLING EU2-2.3 50	2003 - 2004
50 cc. F12 PHANTOM RESTYLING EU2-2.3 50 LC	2003 - 2004
50 cc. F12 RESTYLING EU2 50	2006
50 cc. F12 RESTYLING EU2 50 LC	2006
50 cc. F15 FIRE FOX LC / KAT	1996 - 2001
50 cc. F15 FIREFOX 50 AC	2005 - 2006
50 cc. F15 FIREFOX EURO2 50	2002 - 2003
50 cc. F15 FIREFOX RESTYLING EURO2-2.3 50	2003 - 2005
50 cc. F15 RESTYLING EURO2 50 LC	2004 - 2005
50 cc. F15 TDS RESTYLING EURO1 50 LC	2001
50 cc. JX 50	1991 - 1992
50 cc. MRX 50	1989 - 1996
50 cc. RST 50	1990 - 1995
100 cc. F12 100 PHANTOM	1999 - 2001
PAIOLI	
0 cc. 31,7 MM FORK TUBES	
PEUGEOT	
50 cc. TREKKER 50 / ROAD	1998 - 2000
100 cc. LOOXOR 100	2001
P40FORK455018	
KAWASAKI	
200 cc. Z 200	1977 - 1980

APPLICAZIONI / APPLICATIONS	ANNO / YEAR
P40FORK455018	
250 cc. Z 250 C1 / C2 / G1 / G2	1981 - 1983
305 cc. GPZ 305 UNI-TRAK / BELT-DRIVE	1983 - 1984
SUZUKI	
50 cc. TS 50 X / XK / XKG / XKJ / XKM	1984 - 1994
125 cc. TS 125	1979 - 1982
YAMAHA	
250 cc. RD 250 / A / B / C / D / LC / YPVS	1980 - 1983
350 cc. RD 350 YPVS / LC / LCF	1980 - 1982
P40FORK455019	
KAWASAKI	
175 cc. KD 175	1976 - 1979
175 cc. KE 175 E	1976 - 1978
SUZUKI	
125 cc. GN 125	1982 - 1997
185 cc. DS 185	1979 - 1980
185 cc. TS 185	1979 - 1981
250 cc. GT 250 N / EN / XZ (X7)	1978 - 1981
YAMAHA	
125 cc. DT 125 / RD 125	1979 - 1981
125 cc. IT 125	1980
125 cc. XT 125	1982 - 1983
175 cc. DT 175	1979 - 1981
175 cc. MX 175	1979 - 1981
250 cc. SR 250 SE / G / H / TH	1980 - 1982
250 cc. SR 250 SE / G / H / TH	1993 - 1994
P40FORK455023	
MBK	
125 cc. XN DOODO 125 4T LC	2000 - 2001
150 cc. XN DOODO 150 4T LC	2001 - 2002
YAMAHA	
125 cc. NXC CYGNUS X 125	2004 - 2006
125 cc. XC 125 VIRAGO	1997 - 1999
125 cc. XN TEO'S 125 4T LC	2000 - 2001
125 cc. XV 125 VIRAGO	1997
150 cc. XN TEO'S 150 4T LC	2001 - 2002
250 cc. XV 250 VIRAGO	1988 - 1998
250 cc. YP 250 MAJESTY 4T LC / DX / ABS	1996 - 1998
P40FORK455024	
MBK	
125 cc. YP SKYLINER 125 4T	1998 - 2001
150 cc. YP SKYLINER 150 4T	2000 - 2002
YAMAHA	
125 cc. HW XENTER 125	2012
125 cc. TZR 125 R / RR	1987 - 1993
125 cc. YP MAJESTY 125 4T	1998 - 2001
150 cc. HW XENTER 150	2012
150 cc. YP MAJESTY 150 4T LC	2000 - 2001
200 cc. BW 200 N / S / ES / ET / EU	1985 - 1988
200 cc. TW 200	1987 - 2013
250 cc. SRX 250 T / TC	1987
350 cc. BW 350	1988
P40FORK455025	
HONDA	
200 cc. TLR 200	1986 - 1987
250 cc. CB 250	1973 - 1982
250 cc. CJ 250	1977 - 1979
250 cc. CMX 250	1985 - 1987
350 cc. CB 350 F	1972 - 1975
350 cc. CL 350	1973 - 1974
350 cc. SL 350 2 CYL.	1970 - 1971
360 cc. CB 360	1974 - 1976
360 cc. CJ 360	1976 - 1979
360 cc. CL 360	1974 - 1975
400 cc. CB 400	1975 - 1980
400 cc. CM 400 A / C / E / T	1979 - 1982
450 cc. CB 450 SC / T	1982 - 1986
450 cc. CM 450 / CUSTOM	1982 - 1983
500 cc. CX 500	1978 - 1979
500 cc. CX 500 D DELUXE	1979 - 1981
500 cc. CX 500 Z / A / B / CUSTOM	1979 - 1980
KAWASAKI	
250 cc. S1 250	1972 - 1975
250 cc. Z 250 A1 / 3	1979 - 1983
250 cc. Z 250 B1 / 2	1979 - 1983
305 cc. KZ 305 A / B / BR-CSR	1981 - 1988

APPLICAZIONI / APPLICATIONS	ANNO / YEAR
350 cc. S2 350	1972 - 1973
400 cc. KZ 400 A / B / C / D	1974 - 1979
400 cc. S3 400	1974 - 1975
400 cc. Z 400 B1 / B2 / G1 CUSTOM	1974 - 1982
440 cc. KZ 440 D LTD	1980 - 1983
440 cc. Z 440	1979 - 1984
450 cc. LTD 450	1985
SUZUKI	
250 cc. GN 250	1982 - 1996
250 cc. GS 250	1979 - 1982
250 cc. GT 250	1973 - 1977
380 cc. GT 380	1972 - 1977
400 cc. GS 400	1977 - 1978
425 cc. GS 425	1979
450 cc. GS 450 E / L / S / T / LZ	1980 - 1985
SYM	
125 cc. X PRO 125	2013
YAMAHA	
250 cc. XS 250	1977 - 1981
360 cc. XS 360	1975 - 1978
400 cc. XS 400	1977 - 1982
P40FORK455026	
HONDA	
125 cc. CA 125 REBEL	1995
125 cc. PANTHEON 125 LC	1998
125 cc. XL 125 R	1982
150 cc. PANTHEON 150 LC	1998
250 cc. CB 250 RSA / RSC / RSZC	1980 - 1983
250 cc. CBX 250	1984 - 1986
250 cc. CL 250	1982 - 1984
250 cc. CM 250 / CUSTOM	1981 - 1983
250 cc. CMX 250	1996
450 cc. CB 450 DX	1989 - 1992
KAWASAKI	
440 cc. Z 440	1982 - 1984
KYMCO	
50 cc. AGILITY 2T R16 / NAKED 50	2010 - 2012
50 cc. AGILITY R16 50 4T	2008 - 2009
50 cc. DINK 50 4T	2007
50 cc. SUPER 8 50 2T	2009
50 cc. SUPER 8 50 4T	2009
125 cc. AGILITY R16 125	2008 - 2012
125 cc. B&W 125 4T LC	2000 - 2004
125 cc. DINK 125 EURO 3	2006 - 2007
125 cc. DINK CLASSIC 125 / EURO2	2002 - 2003
125 cc. GRAND DINK 125 / EURO2	2001 - 2004
125 cc. MOVIE EURO 3	2006 - 2007
125 cc. MOVIE XL 125 4T	2003 - 2004
150 cc. AGILITY R16 150	2008 - 2009
150 cc. B&W 150 4T LC	2000
150 cc. DINK CLASSIC 150 / EURO2	2002 - 2003
150 cc. GRAND DINK 150 / EURO2	2001 - 2004
150 cc. MOVIE EURO 3	2006 - 2007
150 cc. MOVIE XL 150 4T	2003 - 2004
200 cc. AGILITY 200 R16 200	2010 - 2012
200 cc. DINK 200 EU3 I	2006 - 2007
250 cc. B&W 250	2000 - 2003
250 cc. GRAND DINK 250	2001 - 2004
SUZUKI	
300 cc. GS 300	1982 - 1985
YAMAHA	
125 cc. NXC CYGNUS X 125	2007 - 2011
125 cc. YW BWS 125	2010
125 cc. ZUMA 125	2009 - 2013
P40FORK455028	
KAWASAKI	
250 cc. F11 / F11 M	1973 - 1975
250 cc. F4 250	1968 - 1970
250 cc. F8 250	1971 - 1972
250 cc. KH 250	1976
250 cc. KH 250	1977 - 1982
250 cc. KT 250	1975 - 1976
350 cc. F5 350	1970 - 1971
350 cc. F9 350	1972 - 1975
400 cc. KH 400	1975 - 1981

APPLICAZIONI / APPLICATIONS	ANNO / YEAR
P40FORK455028	
450 cc. F12 450 MX / KX	1973
500 cc. H1 A 500 / H1 C 500	1969 - 1971
500 cc. H1 A 500 / H1 C 500	1973
SUZUKI	
250 cc. T 250	1969 - 1972
250 cc. TC 250	1969
250 cc. TM 250	1970 - 1973
250 cc. TS 250	1970 - 1976
305 cc. T / TC 305	1969
350 cc. T 350	1969 - 1973
400 cc. TM 400	1971 - 1972
400 cc. TS 400	1971 - 1977
500 cc. T 500	1968 - 1975
YAMAHA	
125 cc. MX 125	1976
250 cc. DT 250	1974 - 1978
250 cc. DT1 / DT2 / DT3 / CMX / EMX 250	1968 - 1973
250 cc. MX 250	1973 - 1975
250 cc. RD 250 / A / B / C / D / LC / YPVS	1973 - 1975
250 cc. RD 250 / A / B / C / D / LC / YPVS	1977
250 cc. TD3 250	1972
250 cc. TY 250 A / C / D	1974 - 1977
250 cc. TZ 250	1974
350 cc. RD 350 YPVS / LC / LCF	1973 - 1976
350 cc. TR3 350	1972
350 cc. TZ 350	1973
360 cc. DT 360	1974 - 1975
360 cc. MX 360	1973 - 1974
360 cc. RT1 / RT2 / RT3 360	1970 - 1973
400 cc. DT 400	1975 - 1978
400 cc. MX 400	1976
400 cc. RD 400	1976 - 1978
500 cc. SC 500	1973 - 1974
500 cc. TX 500	1973 - 1975
500 cc. XT 500	1973 - 1975
650 cc. TX 650	1973 - 1976
650 cc. XS / XS1 / XS2	1970 - 1972
650 cc. XS 650	1975 - 1976
P40FORK455029	
APRILIA	
50 cc. ET 50 TUAREG / RALLY	1991 - 1992
50 cc. MX 50	1982 - 1983
50 cc. PEGASO 50	1992 - 1994
50 cc. RS 50	1999
50 cc. RX 50	1989 - 1990
50 cc. RX 50	1992 - 2004
50 cc. SR 50 / REPLICIA ARIA	1999
125 cc. ATLANTIC 125	2003 - 2011
125 cc. ETX 125	1985 - 1987
125 cc. RED ROSE 125	1987 - 1994
125 cc. SCARABEO (MOT. ROTAX) 125	1999 - 2003
125 cc. TC 125	1985
125 cc. TUAREG 125	1985 - 1987
125 cc. TX 125	1985 - 1986
150 cc. SCARABEO (MOT. ROTAX) 150	1999 - 2003
200 cc. ATLANTIC 200 4T LC	2003 - 2006
200 cc. SCARABEO (MOT. ROTAX) 200	1999 - 2003
250 cc. ATLANTIC 250	2003 - 2009
250 cc. LEONARDO 250	1999 - 2004
280 cc. CLIMBER 280	1994
300 cc. ATLANTIC 300	2010 - 2011
300 cc. LEONARDO 300	1999 - 2004
300 cc. TX 300 / M	1985 - 1986
400 cc. ATLANTIC SPRINT 400	2005 - 2008
500 cc. ATLANTIC SPRINT 500	2005 - 2008
BENELLI	
500 cc. 500 QUATTRO	1976
504 cc. 504	1978
654 cc. 654	1982 - 1987
654 cc. 654 SPORT	1978 - 1987
654 cc. 654 T	1978
750 cc. 750 SEI	1976
BETA	
125 cc. RX 125	1985 - 1986
250 cc. RX 250	1985 - 1986

APPLICAZIONI / APPLICATIONS	ANNO / YEAR
BETOR / BULTACO	
0 cc. 35 MM FORK TUBES	
BOGE	
0 cc. 35 MM FORK TUBES	
BULTACO	
0 cc. 35 MM FORK TUBES	
CAGIVA	
50 cc. COCIS 50	1988 - 1990
50 cc. SUPER CITY 50	1992 - 1994
80 cc. SUPER CITY 80	1992 - 1994
125 cc. ALETTA ORO 125 S1	1985 - 1986
125 cc. ALETTA ROSSA 125 WSX	1983 - 1987
125 cc. ALETTA ROSSA 125 WSX	1983 - 1987
125 cc. BLUES 125	1988 - 1992
125 cc. CRUISER 125	1987 - 1989
125 cc. ELEFANT 125 / ELEFANT 2	1984 - 1988
125 cc. ELEFANT 3 125	1986 - 1988
125 cc. FRECCIA 125 C9 / C10 / C12 / SP	1987 - 1990
125 cc. RX 125	1981
125 cc. SXT 125	1982 - 1984
200 cc. ELEFANT 2 200	1985 - 1986
200 cc. WSXT 200	
250 cc. ALA BLU 250 SX	1982 - 1984
250 cc. RX 250	1981
250 cc. SST 250	1982 - 1984
350 cc. ALA BLU 350 SX	1982 - 1984
350 cc. ALAZURRA 350 / GT	1983 - 1988
350 cc. SST 350	1983 - 1984
350 cc. SX 350	1982
650 cc. ALAZURRA 650	1984 - 1988
CAN-AM	
0 cc. 35 MM FORK TUBES	
CERIANI	
0 cc. 35 MM FORK TUBES	
DUCATI	
350 cc. GTL A.E. / GTV 350	1975
350 cc. S 350	1975
350 cc. SPORT GTV 350	1975
500 cc. GTL SPORT DESMO 500	1975
500 cc. GTV 500	1977
500 cc. PANTAH SL / TL 500	1977 - 1984
500 cc. S 500	1975
600 cc. PANTAH TL / SL 600	1980 - 1985
FANTIC	
125 cc. CROSS 125	1980
125 cc. ENDURO 125	1980
250 cc. RAIDER 250	1984 - 1985
GILERA	
125 cc. ELECTR. 125	1983 - 1985
125 cc. FAST BIKE / RRT / ER 125	1987 - 1989
125 cc. RTX 125	1986 - 1987
125 cc. RX 125 ARIZONA	1983 - 1988
125 cc. TRIAL 125	1983 - 1984
200 cc. ARIZONA 200	1985 - 1987
200 cc. RX 200	1983 - 1985
MARZOCCHI	
0 cc. 35 MM FORK TUBES	
MONTESA	
0 cc. 35 MM FORK TUBES	
MOTO GUZZI	
350 cc. NEVADA 350 CLUB	1998 - 1999
350 cc. NEVADA 350 NUOVO TIPO	1993 - 1999
350 cc. NEVADA 350 VECCHIO TIPO	1992 - 1993
350 cc. V35 CARABINIERI PA 350	1992
350 cc. V35 III CARABINIERI 350	1990 - 1991
350 cc. VI 35 350	1983 - 1988
350 cc. VI 35 CUSTOM 350	1985 - 1987
350 cc. VI 35 FLORIDA 350	
350 cc. VI 35 II / III 350	1983 - 1988
500 cc. VI 50 / CUSTOM 500	1982 - 1985
500 cc. VI 50 / CUSTOM 500	1992
650 cc. V 65 LARIO 650	1984 - 1988
650 cc. V 65 SP CHOPPER 650	1981
650 cc. V LARIO 650	1984
650 cc. VI 65 650	1981 - 1988

APPLICAZIONI / APPLICATIONS	ANNO / YEAR
P40FORK455029	
650 cc. VI 65 CUSTOM 650	1984 - 1987
650 cc. VI 65 FLORIDA 650	1985 - 1992
650 cc. VI 65 II ENDURO 650	1984
750 cc. NEVADA NT / CLUB 750	1993 - 1999
750 cc. NEVADA NUOVO TIPO 750	1993 - 1997
750 cc. S / S3 750	
750 cc. SP 750	1990 - 1992
750 cc. SPORT 750	1980 - 1984
750 cc. STRADA 750	1993 - 1995
750 cc. TARGA 750	1990 - 1992
750 cc. VI 75 PA VECCHIO/NUOVO TIPO 750	1992 - 1996
750 cc. VI 75 PA VECCHIO/NUOVO TIPO 750	1996
850 cc. LE MANS I / II / III 850	1980 - 1985
850 cc. T 850	
850 cc. T3 850	1975 - 1980
850 cc. T4 850	1980 - 1983
850 cc. T5 850	1983 - 1984
1.000 cc. CALIFORNIA II 1000	1981 - 1987
OSSA	
0 cc. 35 MM FORK TUBES	
PENTON	
0 cc. 35 MM FORK TUBES	
PUCH	
0 cc. 35 MM FORK TUBES	
ROKON	
0 cc. 35 MM FORK TUBES	
P40FORK455031	
HONDA	
550 cc. CB 550	1978 - 1980
KAWASAKI	
250 cc. F11 / F11 M	1973
250 cc. KE 250 A / B	1977 - 1979
250 cc. KL 250	1978 - 1979
400 cc. KX 400 A	1975
500 cc. H1 B / D / E / F 500	1972 - 1975
SUZUKI	
250 cc. TS 250	1969
YAMAHA	
125 cc. IT 125	1981
200 cc. XT 200	1982 - 1983
250 cc. RD 250 / A / B / C / D / LC / YPVS	1976
250 cc. TZ 250	1976 - 1978
250 cc. XT 250	1980 - 1983
350 cc. TZ 350	1976 - 1978
400 cc. RD 400	1979
750 cc. TX 750	1973 - 1974
750 cc. TZ 750	1974 - 1977
P40FORK455032	
GILERA	
125 cc. KZ / KK / PAIOLI 125	1986 - 1989
125 cc. RV 125	1986 - 1990
125 cc. RX 125	1986 - 1990
125 cc. RX 125 ARIZONA	1986 - 1988
HONDA	
80 cc. MTX 80 RS	1984 - 1986
125 cc. MTX 125	1983 - 1994
125 cc. NX 125	1988 - 1990
125 cc. XL 125 R	1985 - 1986
200 cc. MTX 200 R	1983 - 1985
250 cc. MR 250	1976
250 cc. MT 250	1974 - 1976
250 cc. VT 250	1983 - 1986
250 cc. VTR 250 INTERCEPTOR	1988 - 1990
350 cc. CB 350 SG / T / SJ	1986 - 1988
350 cc. SL 350 2 CYL.	1972
400 cc. VF 400	1983 - 1986
450 cc. CB 450 K3 / K9	1970 - 1976
450 cc. CL 450 K3-K7	1972 - 1974
500 cc. CB 500 T	1971 - 1977
500 cc. CX 500 Z / A / B / CUSTOM	1981 - 1982
500 cc. GB 500	1989 - 1990
500 cc. GL 500	1981 - 1984
500 cc. XBR 500 F	1985 - 1991
550 cc. CB 550	1974 - 1978
550 cc. CBX 550	1982 - 1984

APPLICAZIONI / APPLICATIONS	ANNO / YEAR
650 cc. CB 650 C / SC	1979 - 1982
750 cc. CB 750 A AUTOMATIC	1975 - 1980
750 cc. CB 750 FOUR	1969 - 1970
750 cc. CB 750 SEVEN FIFTY / NIGHTHAWK	1969 - 1972
750 cc. CB 750 SEVEN FIFTY / NIGHTHAWK	1982 - 1984
900 cc. CB 900 C / F	1979 - 1980
1.000 cc. CBX 1000	1979 - 1980
KAWASAKI	
175 cc. KE 175 E	1979 - 1983
250 cc. EX 250 E / F	1988 - 1989
250 cc. GPX 250	1988 - 1994
250 cc. NINJA EX 250 F	1986 - 1987
250 cc. ZX 250 F	1988 - 1994
400 cc. GPZ 400	1983 - 1985
400 cc. Z 400 B1 / B2 / G1 CUSTOM	1984
400 cc. ZR 400 A1	1983 - 1985
400 cc. ZX-4 400	1985 - 1987
450 cc. EN 450	1985 - 1990
500 cc. GPZ 500	1987 - 1993
500 cc. GPZ 500 S A1-A4	1987 - 1993
500 cc. NINJA EX 500 A / D	1987 - 1993
550 cc. GPZ 550	1982 - 1983
550 cc. KZ 550 F1 / F2 / H1H / 2 / M1	1982 - 1983
550 cc. Z 550	1983 - 1984
550 cc. ZR 550	1983 - 1988
550 cc. ZX 550 A1 / A3 GPZ	1983 - 1991
750 cc. H2 750 - MACH 4	1972 - 1975
900 cc. Z1 900	1973 - 1975
SUZUKI	
125 cc. TS 125 X	1984 - 1990
200 cc. DR 200 / SE	1986 - 1990
200 cc. DR 200 / SE	1996 - 1998
200 cc. SP 200	1986 - 1988
250 cc. GSX 250 T / EX	1979 - 1982
250 cc. RL 250	1974 - 1975
250 cc. SP 250	1982 - 1985
250 cc. TM 250	1974 - 1975
250 cc. TS 250	1977 - 1979
400 cc. GN 400	1980 - 1982
400 cc. GSX 400 ET / ES	1980 - 1987
400 cc. GSX 400 S / E / L	1980 - 1981
400 cc. TM 400	1973 - 1975
450 cc. GS 450 LF / EG / SG / LJ	1983 - 1988
500 cc. GS 500 E	1978 - 1979
500 cc. GT 500	1975 - 1978
550 cc. GS 550	1977 - 1982
550 cc. GT 550	1972 - 1977
650 cc. GR 650	1983 - 1985
650 cc. GS 650 / E	1981 - 1983
650 cc. GS 650 G / GL / M KATANA	1981 - 1983
650 cc. XN85 650	1983
750 cc. GS 750	1977 - 1983
750 cc. GSX 750	1980 - 1982
750 cc. GT 750	1972 - 1977
YAMAHA	
125 cc. DT 125 / RD 125	1982
180 cc. RT 180	1990 - 1993
250 cc. RD 250 / A / B / C / D / LC / YPVS	1978 - 1979
250 cc. YTZ 250	1985
350 cc. RD 350 YPVS / LC / LCF	1983 - 1994
350 cc. RZ 350	1984 - 1985
400 cc. XJ 400	
400 cc. XS 400 J / K DOHC	1982 - 1983
500 cc. SR 500 E / F / G / SP	1978 - 1982
500 cc. XS 500	1976 - 1981
550 cc. XJ 550	1981 - 1983
650 cc. XS 650	1977 - 1983
750 cc. XS 750	1977
P40FORK455034	
BMW	
0 cc. ALL MODELS	1970 - 1984
P40FORK455035	
KAWASAKI	
550 cc. GT 550	1983 - 1994
550 cc. KZ 550 F1 / F2 / H1H / 2 / M1	1983 - 1984

APPLICAZIONI / APPLICATIONS	ANNO / YEAR
P40FORK455035	
550 cc. Z 550	1983 - 1994
650 cc. KZ 650 H / F	1981 - 1983
650 cc. Z 650 D1 / D1A / D2 / D3 / D4	1980 - 1983
700 cc. KZ 700 A	1984
700 cc. ZN 700	1984 - 1985
750 cc. KZ 750 E / H / K / L3 / M1 / R1	1980 - 1984
750 cc. Z 750 / ABS	1980 - 1984
750 cc. Z 750 LTD	1982 - 1983
SUZUKI	
175 cc. PE 175	1978 - 1981
175 cc. RS 175	1980 - 1982
250 cc. DS 250	1980
250 cc. PE 250	1977 - 1981
250 cc. RGV 250 GAMMA	1983 - 1984
250 cc. RS 250	1980 - 1981
250 cc. TS 250	1980 - 1981
400 cc. PE 400	1980 - 1981
400 cc. SP 400	1980
500 cc. DR 500	1981 - 1983
500 cc. SP 500	1981 - 1983
YAMAHA	
250 cc. TZ 250	1980 - 1982
500 cc. XV 500 K VIRAGO	1983
600 cc. FJ 600 CHAIN DRIVE AC	1984 - 1985
600 cc. FZ 600	1986 - 1988
600 cc. SRX 600	1986 - 1989
600 cc. XJ 600 H / L / LC / N / NC	1984 - 1991
600 cc. YX 600 S / SC / T / TC	1986 - 1990
650 cc. XJ 650 G / H / LH / RJ EUROPA	1980 - 1984
750 cc. XJ 750	1982 - 1983
750 cc. XV 750 VIRAGO	1981 - 1983
850 cc. XS 850	1980 - 1981
920 cc. XV 920 RH / J / RJ / K	1983
P40FORK455036	
KAWASAKI	
125 cc. KDX 125 A1 / B1 / A2 / B2	1981 - 1982
175 cc. KDX 175	1980 - 1982
250 cc. KDX 250	1979
250 cc. KL 250	1980 - 1996
250 cc. KLR 250	1985 - 1994
250 cc. KXT 250	1984 - 1985
400 cc. KX 400 A	1976
500 cc. KH 500	1976 - 1977
650 cc. KZ 650 B / C / D / E / F / H / CSR / LTD	1977 - 1980
650 cc. Z 650 B / C / D / F1	1976 - 1980
650 cc. Z 650 SR	1979 - 1980
750 cc. GPZ 750	1982
750 cc. KZ 750 B1 / B4K1 / K2 / G1 / M1	1976 - 1980
750 cc. Z 750 / ABS	1976 - 1978
900 cc. KZ 900 A4 / A5 / B1	1976 - 1977
900 cc. Z 900 A	1976
1.000 cc. KZ 1000 A / B / C / D / E	1977 - 1981
1.000 cc. Z 1000 A1 / A2 / A3 / A4	1974 - 1980
1.000 cc. Z1 R 1000	1978
SUZUKI	
370 cc. DR 370	1978 - 1979
370 cc. SP 370	1978 - 1979
YAMAHA	
125 cc. X-MAX 125 YP R / ABS	2006 - 2009
175 cc. IT 175	1977 - 1981
250 cc. DT 250	1979 - 1982
250 cc. IT 250	1977 - 1980
250 cc. TT 250 G / H / J	1980 - 1982
250 cc. X-MAX 250 YP R / BLACK	2005 - 2009
250 cc. XT 250	1984
350 cc. TY 350	1985 - 1986
350 cc. XT 350	1985 - 1988
400 cc. IT 400	1976 - 1979
425 cc. IT 425	1980
500 cc. TT 500	1976 - 1981
500 cc. XT 500	1976 - 1988
P40FORK455037	
APRILIA	
125 cc. AF1 125 EUROPA / FUTURA	1987
GILERA	

APPLICAZIONI / APPLICATIONS	ANNO / YEAR
125 cc. R1 / R1S 125	1988 - 1989
125 cc. RALLY 125	1987 - 1988
KAWASAKI	
250 cc. EL 250 / F2 / F5	1996 - 1998
250 cc. EL 250 B / E	1988 - 1994
250 cc. NINJA EX 250 F	1988 - 2007
250 cc. NINJA R EX 250 F	1988 - 1998
400 cc. Z 400 J1 / J3 / GPZ 400	1981 - 1983
500 cc. Z 500 B1 / B2	1979 - 1980
550 cc. GPZ 550	1981
550 cc. GPZ 550	1984 - 1987
550 cc. KZ 550	1980 - 1983
550 cc. Z 550	1980 - 1984
750 cc. GT 750 P	1982 - 1994
750 cc. KZ 750 F1	1982 - 1983
YAMAHA	
125 cc. DT 125 / RD 125	1985 - 1987
225 cc. TT 225	1986 - 1987
225 cc. XT 225	1992 - 1996
535 cc. XV 535 / VIRAGO	1987 - 1998
750 cc. XJ 750 R	1981 - 1983
750 cc. XS 750	1978 - 1979
850 cc. XS 850	1980 - 1982
920 cc. XV 920 RH / J / RJ / K	1982
P40FORK455038	
HONDA	
1.000 cc. GL 1000	1977 - 1978
YAMAHA	
1.100 cc. XS 1100	1979 - 1981
P40FORK455039	
HONDA	
1.000 cc. GL 1000	1975 - 1979
P40FORK455040	
KAWASAKI	
250 cc. EX 250	1990 - 1992
250 cc. ZZ-R 250	1996 - 1998
600 cc. GPZ 600 R	1985 - 1989
600 cc. NINJA ZX 600 A1/A3/B1/C1	1985 - 1987
600 cc. ZL 600 A / B ELIMINATOR	1986 - 1987
600 cc. ZL 600 A / B ELIMINATOR	1995 - 1997
750 cc. GPZ 750 UT	1983 - 1985
750 cc. ZX 750	1983 - 1985
1.100 cc. GPZ 1100	1984
1.100 cc. ZX 1100 / GPZ 1100 UNITRAK	1983 - 1984
SUZUKI	
500 cc. GS 500 E	1989 - 1996
550 cc. GS 550 E / EF / ES / L CHAIN DRIVE	1983 - 1986
750 cc. GS 750 E / S KATANA	1983
750 cc. GSX 750 F KATANA	1982
850 cc. GS 850	1979 - 1985
1.000 cc. GS 1000	1978 - 1982
1.100 cc. GS 1100 ET / LT / EX / EZ / ESD / SD / KATANA	1980 - 1983
1.100 cc. GSX 1100 Z / XD / SD / EFE / EFG / KATANA	1980 - 1984
1.100 cc. GSX 1100 T / SX / SZ	1980
1.150 cc. GS 1150	1983 - 1986
YAMAHA	
650 cc. XJ 650 T / LJ / LK TURBO	1982 - 1983
900 cc. XJ 900 S / DIVERSION	1983 - 1992
920 cc. XV 920 RH / J / RJ / K	1981 - 1982
1.000 cc. XV 1000 SE / VIRAGO	1981 - 1982
1.100 cc. XS 1100	1978 - 1981
P40FORK455042	
HONDA	
250 cc. NX 250 DOMINATOR	1988 - 1990
400 cc. NS 400 R	1985 - 1988
450 cc. CMX 450 C REBEL	1986 - 1987
500 cc. CBR 500 TWIN	1994
500 cc. CX 500 TURBO	1982 - 1984
500 cc. FT 500	1982 - 1984
500 cc. VF 500 C	1984 - 1986
500 cc. VF 500 F / F2	1984 - 1986
500 cc. VT 500	1983 - 1984
550 cc. CB 550 NIGHTHAWK	1983
600 cc. CBR 600 F	1987 - 1990
650 cc. CB 650 C / SC	1982

APPLICAZIONI / APPLICATIONS	ANNO / YEAR
P40FORK455042	
650 cc. CX 650	1983 - 1986
650 cc. GL 650 D	1983 - 1984
700 cc. VF 700 C MAGNA	1984 - 1986
700 cc. VFR 700 F	1986 - 1987
750 cc. CB 750 K	1972 - 1982
750 cc. VF 750 C / CD MAGNA / DELUXE	1982 - 1983
750 cc. VFR 750 F	1986 - 1987
900 cc. CB 900 C / F	1981
1.100 cc. CB 1100 R / F	1981
KAWASAKI	
250 cc. NINJA R 250	2008 - 2012
500 cc. ER-5 500	1997 - 2005
500 cc. GPZ 500	1994 - 1999
500 cc. GPZ 500 S A1-A4	1994 - 2003
500 cc. NINJA EX 500 A / D	1994 - 2007
SUZUKI	
85 cc. XN 85 D	1983
125 cc. GZ 125 MARAUDER	1998 - 1999
250 cc. GZ 250 MARAUDER	1998 - 1999
250 cc. TU 250 X VOLTY V / W	1997 - 1998
550 cc. GS 550 LD / LF	1983 - 1985
550 cc. GSX 550 E	1984 - 1987
650 cc. GS 650 MD KATANA	1983
700 cc. GS 700	1985
700 cc. VS 700 GL INTRUDER	1986 - 1987
750 cc. GS 750	1979 - 1983
750 cc. GSX 750	1985 - 1986
750 cc. VS 750 GL INTRUDER	1985 - 1987
YAMAHA	
750 cc. FZX 750 FASER	1987
P40FORK455043	
APRILIA	
125 cc. AF1 125 FUTURA / REPLICA	1988 - 1992
125 cc. AF1 125 SINTESI / REPLICA / SPORT	1989 - 1990
125 cc. TUAREG 125 WIND	1990 - 1991
KAWASAKI	
600 cc. GPX 600 R / C	1988 - 1994
600 cc. NINJA R ZX 600 C	1988 - 1997
600 cc. NINJA ZX 600 A1/A3/B1/C1	1988 - 1994
750 cc. GPX 750 R	1987
750 cc. GPZ 750 R / RG / A	1985 - 1986
750 cc. NINJA 750 R ZX 750 F1/F4	1987 - 1990
900 cc. GPZ 900 R	1984 - 1989
900 cc. NINJA ZX 900 / GPZ 900 R	1984 - 1986
1.000 cc. KZ 1000 J / K / M / R / P	1981 - 1998
1.000 cc. Z 1000 J1 / J3	1981 - 1983
1.100 cc. GPZ 1100	1981 - 1983
1.100 cc. KZ 1100 GP / GPZ / LTD	1981 - 1983
1.100 cc. Z 1100	1981 - 1984
1.100 cc. ZN 1100 B / B1 / B1L / B2 LTD	1984 - 1985
MARZOCCHI	
0 cc. 38 MM FORK TUBES	1979
SUZUKI	
500 cc. RG 500	1985 - 1987
650 cc. LS 650 F / P / SAVAGE	1986 - 1998
YAMAHA	
125 cc. TDR 125	1993 - 1994
175 cc. IT 175	1982 - 1983
250 cc. IT 250	1981 - 1982
400 cc. FZR 400	1988 - 1990
465 cc. IT 465 H / J	1981 - 1982
550 cc. XT 550	1982 - 1983
600 cc. FZR 600	1989 - 1996
600 cc. XJ 600 H / L / LC / N / NC	1992 - 1998
700 cc. XJ 700	1985 - 1986
700 cc. XV 700	1984 - 1987
750 cc. XV 750 VIRAGO	1988 - 1996
1.100 cc. XV 1100 VIRAGO	1986 - 1988
P40FORK455044	
APRILIA	
125 cc. AF1 125 SINTESI / REPLICA / SPORT	1988 - 1989
125 cc. EUROPA 125	1990 - 1991
125 cc. PEGASO 125	1989 - 1990
125 cc. TUAREG 125 WIND	1988 - 1989
350 cc. ETX 350	1985 - 1989

APPLICAZIONI / APPLICATIONS	ANNO / YEAR
BETOR / BULTACO	
0 cc. 38 MM FORK TUBES	
BULTACO	
0 cc. 38 MM FORK TUBES	
CAGIVA	
125 cc. WRX 125	1982
250 cc. MXR 250	1981
350 cc. ALA ROSSA 350	1983 - 1988
CAN-AM	
0 cc. 38 MM FORK TUBES	
CERIANI	
0 cc. 38 MM FORK TUBES	
DUCATI	
750 cc. SS SHOWA 750	1975
900 cc. DS DARMAH S / SS 900	1976 - 1983
900 cc. MHR 900	1976
900 cc. MIKE HAILWOOD REPLICA 900	1976 - 1984
900 cc. S2 DESMO 900	1976
900 cc. S2 DESMO 900	1983 - 1985
GILERA	
125 cc. XR2 AE 125	1989
KAWASAKI	
200 cc. KDX 200	1983 - 1985
200 cc. KMX 200 A2 / A3 / A4	1988 - 1992
250 cc. KDX 250	1980 - 1984
400 cc. KDX 400 A1 / A2	1979 - 1980
420 cc. KDX 420 B1	1981
450 cc. KDX 450 A1	1982
650 cc. KLR 650 TENGAI	1987 - 1989
1.000 cc. KZ 1000 C2 / C4	1979 - 1981
MARZOCCHI	
0 cc. 38 MM FORK TUBES	1980
MOTO GUZZI	
350 cc. VI 35 TT ENDURO 350	1984
650 cc. V 65 POLIZIA PA NUOVO TIPO 650	1988 - 1995
650 cc. V 65 TT 650	1985 - 1988
650 cc. VT TT BAJA 650	1986
750 cc. VI 75 750	1985 - 1988
850 cc. T5 850	1985 - 1988
850 cc. T5 POLIZIA CC-PA VECCHIO TIPO 850	1985 - 1989
1.000 cc. GT 1000	1987 - 1991
1.000 cc. SP II 1000	1984 - 1988
PENTON	
0 cc. 38 MM FORK TUBES	
SUZUKI	
175 cc. PE 175	1982 - 1984
250 cc. TS 250	1985 - 1989
YAMAHA	
125 cc. TDR 125	1988 - 1992
700 cc. FZX 700	1986 - 1987
750 cc. FZX 750 FASER	1988
1.100 cc. XJ 1100	1982
P40FORK455045	
KAWASAKI	
700 cc. VN 700 A1 VULCAN	1985
750 cc. VN 750 A VULCAN	1986 - 1996
900 cc. ZL 900 ELIMINATOR	1985 - 1986
1.000 cc. ZL 1000 A1 / A2 ELIMINATOR	1987
SUZUKI	
400 cc. GSX-R 400	1987
P40FORK455046	
BMW	
0 cc. ALL MODELS	1984
1.000 cc. R 100 RS / RT	1986
P40FORK455047	
HONDA	
600 cc. VT 600 C / CD SHADOW	1988 - 1988
600 cc. VT 600 XC SHADOW	1999
700 cc. CB 700 SC NIGHTHAWK	1984 - 1986
KAWASAKI	
550 cc. ZR 550	1990 - 1991
SUZUKI	
125 cc. RG 125 F / GAMMA	1992 - 1994
YAMAHA	
700 cc. FZ 700	1985 - 1992

APPLICAZIONI / APPLICATIONS	ANNO / YEAR
P40FORK455047	
750 cc. FZ 750	1985 - 1990
P40FORK455048	
HONDA	
650 cc. CB 650 C / SC	1983 - 1985
650 cc. CBX 650	1983
650 cc. CX 650	1983
650 cc. CX 650 ED / C / T	1983
700 cc. VF 700 C MAGNA	1985 - 1987
700 cc. VF 700 F INTERCEPTOR	1984 - 1985
700 cc. VT 700 C SHADOW	1984 - 1987
750 cc. CBX 750	1984 - 1986
750 cc. VF 750 C / CD MAGNA / DELUXE	1983 - 1984
750 cc. VF 750 C / CD MAGNA / DELUXE	1987 - 1988
750 cc. VF 750 F	1987 - 1988
750 cc. VT 750 SHADOW	1983 - 1987
800 cc. VT 800 C SHADOW	1988
900 cc. CB 900 C / F	1982 - 1983
1.000 cc. CB 1000 SF	1983
1.000 cc. CBX 1000	1981 - 1982
1.100 cc. CB 1100 R / F	1982 - 1984
1.100 cc. GL 1100	1980 - 1983
KAWASAKI	
550 cc. ZR 550	1991 - 1994
SUZUKI	
600 cc. VS 600 GL INTRUDER S-V	1995 - 1997
750 cc. VS 750 GL INTRUDER	1988 - 1991
800 cc. VS 800 GL INTRUDER	1992 - 1998
YAMAHA	
250 cc. TZR 250	1987 - 1992
250 cc. YTZ 250	1986
P40FORK455049	
KAWASAKI	
1.000 cc. KZ 1000 A / B / C / D / E	1979 - 1980
1.000 cc. ZX 1000 / GPZ 1000 RX	1986 - 1987
YAMAHA	
1.200 cc. V-MAX 1200	1985 - 1995
1.300 cc. XVZ 13 T	1987
1.300 cc. XVZ 13 VENTURE / VENTURE ROYALE	1986 - 1993
P40FORK455050	
APRILIA	
50 cc. ET 50 TUAREG / RALLY	1990
50 cc. RS 50	2006 - 2010
125 cc. AF1 125 EUROPA / FUTURA	1990 - 1992
125 cc. PEGASO 125	1991 - 1994
125 cc. RS 125 / REPLICIA	1992 - 1999
125 cc. RX 125	1985 - 1989
125 cc. RX 125	1992
125 cc. TUAREG 125 RALLY	1985 - 1992
250 cc. MX 250	1983
250 cc. RS 250	1995 - 1997
250 cc. RX 250	1983 - 1985
250 cc. TUAREG 250 / RALLY	1984
350 cc. TUAREG 350 WIND	1986 - 1987
400 cc. ATLANTIC SPRINT 400	2005 - 2007
500 cc. ATLANTIC 500	2001 - 2004
500 cc. SCARABEO 500	2003 - 2006
650 cc. MOTO' 6.5	1995 - 1999
650 cc. PEGASO 650	1992 - 1998
CAGIVA	
125 cc. MITO 125 / LAWSON	1992 - 1994
125 cc. N 125	1990
125 cc. N 90 125	1990
125 cc. SUPERCITY 125	
125 cc. TAMANACO 125	1987 - 1989
350 cc. T4 350 E / R	1984
500 cc. T4 500	1987 - 1988
DERBI	
50 cc. BULTACO 50 LOBITO / ASTRO	1998 - 2001
50 cc. GPR 50 NUDE	2004
50 cc. GPR 50 RACING / E2	2004 - 2005
50 cc. GPR NUDE	2006 - 2008
50 cc. SENDA 50 R DRD	2002
50 cc. SENDA 50 R DRD RACING LTD	2005
50 cc. SENDA 50 SM DRD / BLACK ED.	2002 - 2003
50 cc. SENDA 50 SM DRD RACING LTD / EU2	2005

APPLICAZIONI / APPLICATIONS	ANNO / YEAR
50 cc. SENDA R DRD PRO E2	2005 - 2009
50 cc. SENDA R DRD RACING E2	2005 - 2008
50 cc. SENDA SM DRD PRO E2	2005 - 2008
50 cc. SENDA SM DRD RACING E2	2005 - 2008
125 cc. GPR 125 RACING	2004
DUCATI	
650 cc. INDIANA 650	1986 - 1989
750 cc. INDIANA 750	1987 - 1990
750 cc. LAGUNA SECA 750	1986 - 1987
750 cc. MONSTER 750	1996 - 1997
750 cc. MONTJUICH 750	1986 - 1987
750 cc. SANTAMONICA 750	1987 - 1988
750 cc. SPORT 750	1988 - 1990
GILERA	
125 cc. TOP RALLY / RC AE 125	1989
600 cc. RC AE 600	1989 - 1990
KAWASAKI	
1.000 cc. GPZ 1000	1986 - 1988
MARZOCCHI	
0 cc. 40 MM FORK TUBES	
MOTO GUZZI	
750 cc. X POLIZIA PA I / II S 750	1992 - 1995
850 cc. T5 POLIZIA CC / PA (NC) 850	1988 - 1993
850 cc. T5 POLIZIA CC / PA (NC) 850	1995
1.000 cc. CALIFORNIA III CARB. 1000	1987 - 1993
1.000 cc. CALIFORNIA INIEZ. 1000	1990 - 1993
1.000 cc. LE MANS 1000	1984 - 1993
1.000 cc. S 1000	1989 - 1994
1.000 cc. STRADA 1000	1993 - 1994
1.100 cc. CALIFORNIA III CARB. CARENATO 1100	1988 - 1990
P40FORK455051	
BMW	
1.000 cc. K 100 SERIES	1983 - 1990
P40FORK455052	
KAWASAKI	
200 cc. KDX 200	1993 - 1994
250 cc. KR 250	1989 - 1993
600 cc. NINJA ZX 600 R (ZX-6)	1995 - 1997
650 cc. KLR 650 TENGAI	1995 - 2004
750 cc. NINJA ZX-7 / ZX 750 H1/H2/J1/J2	1991 - 1995
750 cc. NINJA ZX-7 750 R	1991 - 1995
750 cc. ZR 750 ZEPHIR C1 / C3	1991 - 1994
750 cc. ZX 750 E / J / K / L / M / P / N	1991 - 1995
750 cc. ZXR 750 J1 / J2 / L1 / L3	1993 - 1994
750 cc. ZXR 750 R	1991 - 1994
900 cc. GPZ 900 R	1990 - 1994
900 cc. NINJA ZX-9 R 900	1994 - 1997
900 cc. NINJA ZX-9R / ZX 900 B1/B4/C1	1994 - 1997
1.000 cc. GPZ 1000	1995 - 1997
1.000 cc. GTR 1000	1986 - 1997
1.000 cc. ZG 1000 A CONCOURS	1986 - 1998
1.000 cc. ZX-10 1000	1988 - 1990
1.100 cc. ZX 1100 E1 / E3 / F1 GPZ	1995 - 1997
1.300 cc. KZ 1300 A / B TOURING	1979 - 1982
1.300 cc. Z 1300	1979 - 1983
1.300 cc. ZG 1300	1984 - 1986
1.300 cc. ZN 1300 A VOYAGER	1983 - 1988
KAYABA	
0 cc. 41 MM. FORK TUBES	
SUZUKI	
400 cc. GS 400	1991 - 1993
1.100 cc. GS 1100 GZ / GKD	1982 - 1984
1.100 cc. GSX 1100 Z / XD / SD / EFE / EFG / KATANA	1986 - 1988
1.100 cc. GSX 1100 Z / XD / SD / EFE / EFG / KATANA	1990
1.200 cc. GV 1200 GLF2 / GLF / GLG	1985 - 1986
1.400 cc. GV 1400	1985 - 1989
YAMAHA	
125 cc. DT 125 R/RE/X	1988
200 cc. WR 200 RE	1992
250 cc. TZ 250	1993 - 1995
600 cc. FZR 600 R	1994 - 1998
600 cc. XT 600 E	1995 - 2002
600 cc. XT 600 L / LC / Z / TENENRE' / T / S / N	1995 - 1998
600 cc. YZF 600 R THUNDER CAT	1995 - 1998
650 cc. XVS 650	1997

APPLICAZIONI / APPLICATIONS	ANNO / YEAR
P40FORK455052	
750 cc. FZR 750	1987 - 1988
750 cc. YZF 750 SP / R	1993 - 1998
850 cc. TRX 850	1996 - 1997
900 cc. XJ 900 S / DIVERSION	1995 - 1997
1.000 cc. FZR 1000 GENESIS / EXUP / D / DC / E / EC	1987 - 1988
1.000 cc. FZR 1000 GENESIS / EXUP / D / DC / E / EC	1991 - 1993
1.100 cc. FJ 1100	1984 - 1985
1.200 cc. FJ 1200 / ABS	1984 - 1993
P40FORK455053	
APRILIA	
125 cc. RX 125	1990 - 1991
125 cc. TUAREG 125 RALLY	1990
KAWASAKI	
250 cc. KXT 250	1986 - 1987
YAMAHA	
125 cc. DT 125 R/RE/X	1989 - 1992
125 cc. TDR 125	1989 - 1993
125 cc. TZR 125 R / RR	1991 - 1995
600 cc. XT 600 U / UC / E / K TENERE'	1995 - 1998
600 cc. XT 600 L / LC / Z / TENENRE' / T / S / N	1984 - 1993
660 cc. SZR 660	1995 - 1997
850 cc. TDM 850	1991 - 1994
P40FORK455054	
DUCATI	
350 cc. SUPERSPORT 350	1992 - 1993
400 cc. SUPERSPORT 400	1992 - 1993
750 cc. MONSTER 750	1996 - 1997
750 cc. SS SHOWA 750	1991 - 1993
851 cc. 851 SUPERBIKE BIPOSTO	1991 - 1993
888 cc. 888 SUPERBIKE SPO / SP5	1992 - 1995
888 cc. 888 SUPERBIKE STRADA	1992 - 1995
888 cc. 888 SUPERBIKE USA	1994 - 1995
900 cc. MONSTER 900	1993 - 1999
900 cc. MONSTER CITY / CITY DARK 900	1999
900 cc. MONSTER CROMO / SPECIAL 900	1998
900 cc. MONSTER USA 900	1999
900 cc. SL SHOWA 900	1992 - 1993
900 cc. SUPERSPORT 900 SUPERLIGHT	1991 - 1997
900 cc. SUPERSPORT CR USA / FE 900	1998
HONDA	
400 cc. CB 400 F / F1 / F2	1989 - 1990
400 cc. CBR 400 F	1989 - 1990
400 cc. VFR 400 R	1990 - 1992
500 cc. CB 500 FOUR / K / T	2013
500 cc. CBR 500 R	2013
600 cc. CB 600 HORNET F / S F2	2000 - 2007/2012
600 cc. CBF 600	2004 - 2010
600 cc. CBR 600 F	1991 - 1998/2012
600 cc. CBR 600 F599	2004
600 cc. CBR 600 RR	2005 - 2013
600 cc. NTV 600	1988 - 1992
600 cc. XL 600 V TRANSALP	1987 - 1994
650 cc. NT 650 HAWK GT	1988 - 1991
650 cc. NTV 650	1988 - 1995
650 cc. NX 650 DOMINATOR	1988 - 1999
650 cc. NX 650 DOMINATOR	2002
650 cc. XL 650 V TRANSALP	2000 - 2006
700 cc. NC700DC / NC700SAC / NC700SDC INTEGRA	2012
700 cc. NT 700 V DEAUVILLE / ABS	2006 - 2008
700 cc. NT 700 V DEAUVILLE / ABS	2010 - 2011
700 cc. XL 700 V TRANSALP	2008 - 2011
750 cc. CB 750 C / SC NIGHTHAWK	2003
750 cc. CB 750 SEVEN FIFTY / NIGHTHAWK	1991 - 1998
750 cc. RVF 750 R / RR (RC-45)	1994 - 1995
750 cc. VF 750 C / CD MAGNA / DELUXE	1994 - 1998
750 cc. VF 750 C/C2/CD V45 MAGNA	1997 - 2003
750 cc. VFR 750 F	1988 - 1996
750 cc. VT 750 C MAGNA	2003
750 cc. VT 750 CD SHADOW ACE DXL	2003
750 cc. VT 750 DCA SHADOW SPIRIT	2003 - 2006
750 cc. VT 750 DCB SHADOW SPIRIT	2003 - 2006
800 cc. PC 800 PACIFIC COAST	1994 - 1998
800 cc. VFR 800 FI 98-01	1998 - 2001
1.000 cc. CB 1000 SF	1993
1.000 cc. CBF 1000	2006 - 2009

APPLICAZIONI / APPLICATIONS	ANNO / YEAR
1.000 cc. CBF 1000 ABS	2006 - 2010
1.000 cc. CBF 1000 F TRAVEL / CBF1000 F (ABS)	2010 - 2012
1.000 cc. CBR 1000 F / FP	1987 - 1996
1.000 cc. VF 1000	1984 - 1986
1.000 cc. VF 1000 R	1984 - 1986
1.000 cc. VTR 1000 F FIRESTORM	1997 - 2005
1.100 cc. ST 1100	1990 - 1998
1.100 cc. VF 1100 F	1983 - 1986
1.100 cc. VT 1100 C1 SHADOW/SPIRIT	2003 - 2006
1.100 cc. VT 1100 CR	1994
1.100 cc. VT 1100 CS	1995
1.100 cc. VT 1100 SHADOW ACE	1985 - 1998
1.200 cc. GL 1200 / GOLDWING / INTERSTATE	1984 - 1988
1.300 cc. VTX 1300	2003 - 2006
1.300 cc. VTX 1300 C	2004 - 2006
1.300 cc. VTX 1300 R / RETRO	2004 - 2006
1.300 cc. VTX 1300 S	2003 - 2006
1.500 cc. GL 1500 A / I / SE	1988 - 2000
KAWASAKI	
125 cc. KDX 125 A1 / B1 / A2 / B2	1990 - 1993
400 cc. ZX-4 400	1991 - 1994
400 cc. ZXR 400 H2 / L1 / L9	1991 - 1999
600 cc. NINJA ZX-6R 600 (ZX6/ZX6R)	2005 - 2013
600 cc. NINJA ZX-6RR 600	2005
600 cc. ZZ-R 600	1990 - 2006
636 cc. NINJA ZX-6R 636	2013
636 cc. NINJA ZX-6R/ZX-6RR	2005 - 2007
650 cc. KLE VERSYS 650 / ABS	2007 - 2013
750 cc. Z 750 R / ABS	2011 - 2012
800 cc. VN 800 A1-A8 VULCAN/DRIFTER C1-C2/DRIFTER E1-E2	1999 - 2001
800 cc. VN 800 VULCAN	1995 - 1998
800 cc. VN 800 VULCAN CLASSIC	1996 - 2006
800 cc. VN 800 VULCAN DRIFTER	1999 - 2001
900 cc. VULCAN 900 CLASSIC / LT	2006 - 2013
900 cc. VULCAN 900 COSTUM	2006 - 2013
1.000 cc. NINJA 1000 / ABS	2011 - 2013
1.000 cc. Z 1000 / ABS	2003 - 2012
1.000 cc. Z 1000 DAF	2010 - 2012
1.000 cc. Z 1000 SX/ABS	2011 - 2013
1.200 cc. ZG 1200 A / B VOYAGER X11	1986 - 1998
1.500 cc. VN 1500 A / B / C / D / E	1987 - 1998
1.500 cc. VN 1500 B1 / B4 / C1 / C4 VULCAN	1987 - 1990
1.500 cc. VN 1500 B1 / B4 / C1 / C4 VULCAN	1996 - 1997
1.500 cc. VN 1500 CLASSIC	1996 - 2007
1.500 cc. VN 1500 CLASSIC TOURER	1998 - 2000
1.500 cc. VN 1500 CLASSIC TOURER FL	2001 - 2003
1.500 cc. VN 1500 DRIFTER	1999 - 2000
1.500 cc. VN 1500 E / D VULCAN 1500 CLASSIC	1996 - 1999
SUZUKI	
125 cc. TS 125 R/ER	1990 - 1994
250 cc. RGV 250 GAMMA	1989 - 1996
350 cc. DR 350 S / SE	1992 - 1994
600 cc. GSX 600 F	1988 - 2006
600 cc. GSX-R 600	1992 - 1993/2008/09
600 cc. GSX-R 600	2006 - 2013
600 cc. RF 600 R	1993 - 1996
650 cc. SFV 650 GLADIUS	2009 - 2011
650 cc. SV 650	2003 - 2010
750 cc. GSX 750 F KATANA	1989 - 2006
750 cc. GSX-R 750	1990 - 1993/2006
750 cc. GSX-R 750	2006 - 2012
750 cc. GSX-R 750 W / T / V	1992 - 1993
800 cc. VL 800 INTRUDER / TOURING / CUSTOM VOLUSIA	2001 - 2008
800 cc. VL INTRUDER C800 / VZ INTRUDER M800	2006 - 2011
1.100 cc. GSX 1100 F / G L-P SHAFT / KATANA	1988 - 1994
1.400 cc. VS 1400 GL / GLP INTRUDER	1987 - 1998
1.500 cc. VL 1500 INTRUDER LC W / R	1998 - 2006/2008
YAMAHA	
350 cc. TT 350	1985 - 1995
600 cc. XT 600 L / LC / Z / TENENRE' / T / S / N	1983
P40FORK455055	
GCB	
0 cc. 43 MM FORK TUBES	
SHOWA	
0 cc. 43 MM FORK TUBES UPSIDE DOWN	

APPLICAZIONI / APPLICATIONS	ANNO / YEAR
P40FORK455056	
P40FORK455056	
DUCATI	
748 cc. 748 BIPOSTO USA	1995 - 1999
748 cc. 748 RACING	1998 - 1999
748 cc. 748 SP	1995 - 1999
748 cc. 748 SPS	1998 - 1999
750 cc. SUPERSPORT 750 I.E.	2000 - 2002
750 cc. SUPERSPORT 750 USA	1999
900 cc. SUPERSPORT USA 900	1998 - 1999
907 cc. 907 I.E. USA	1990 - 1992
916 cc. 916 BIPOSTO / SENNA	1994 - 1998
916 cc. 916 SP	1994 - 1996
916 cc. 916 USA	1994 - 1997
944 cc. 944 ST2	1997 - 2003
996 cc. 916 (996) SPORT TOURING 4	1998 - 2004
996 cc. 916 SPS	1997 - 1998
996 cc. 996	1999 - 2001
996 cc. 996 RACING	1999
996 cc. 996 RS	2000 - 2001
996 cc. 996 SPECIAL USA	1999 - 2001
996 cc. 996 SPS	1999
996 cc. 996 USA	1999
996 cc. ST4S 996	2001 - 2003
1.000 cc. MONSTER S2R	2006 - 2007
1.000 cc. MONSTER S4R S 998 EUROPE / USA	2006 - 2007
1.000 cc. SPORT TOURING 3S ABS EUROPE / USA	2007
HONDA	
600 cc. CBR 600 F	1999
650 cc. XR650L	1993 - 2009
650 cc. XRV 650 AFRICA TWIN	1988 - 1989
750 cc. VFR 750 R	1988 - 1992
750 cc. XRV 750 AFRICA TWIN	1990 - 2000
1.000 cc. CB 1000 R/ABS	2008 - 2013
1.000 cc. CB 1000 SF	1993 - 1997
1.000 cc. CBR 1000 RR FIREBLADE	2005 - 2013
1.000 cc. CBR 1000 RR/R	2009 - 2012
1.000 cc. XL 1000 VARADERO	1999 - 2011
1.100 cc. CBR 1100 XX	1997 - 2003
1.300 cc. CB 1300 F-3	2010
SHOWA	
0 cc. 43 MM FORK TUBES	
SUZUKI	
350 cc. DR 350 S / SE	1990 - 1998
750 cc. GSX 750	1998 - 2001
750 cc. GSX-R 750	1988 - 1989
750 cc. GSX-R 750	1996 - 2003
750 cc. GSX-R 750 SP R	1994
750 cc. GSX-R 750 W / T / V	1994 - 1995
900 cc. RF 900 R R / T	1994 - 1997
1.000 cc. DL V-STROM 1000	2002 - 2010
1.200 cc. GSF 1200 BANDIT	1996 - 2005
1.200 cc. GSX 1200	1999 - 2001
YAMAHA	
1.300 cc. XVZ 13 VENTURE / VENTURE ROYALE	1996 - 1998
P40FORK455057	
HONDA	
125 cc. CB 125 RR / RS / RT	1994 - 1996
KAWASAKI	
200 cc. KDX 200	1995 - 1999
220 cc. KDX 220 A	1997 - 2001
250 cc. KDX 250	1991 - 1994
750 cc. NINJA ZX-7 / ZX 750 H1/H2/J1/J2	1989 - 1992
750 cc. NINJA ZX-7 750 R	1996 - 2002
750 cc. NINJA ZX-7 750 RR	1996 - 1998
750 cc. ZXR 750 J1 / J2 / L1 / L3	1988 - 1992
1.100 cc. ZR 1100 ZEPHYR / CHAIN DRIVE	1992 - 1995
1.100 cc. ZX 1100 C / D ZZ-R 1100	1990 - 1998
1.100 cc. ZZ-R 1100 C1 / C3 / D1 / D7	1990 - 1999
SUZUKI	
650 cc. XF 650 FREEWIND	1997 - 2001
650 cc. XS 650	1997
1.000 cc. TL 1000 R / S	1997 - 2001
1.100 cc. GSX-R 1100	1989
YAMAHA	
600 cc. TT 600 E	1994 - 2001

APPLICAZIONI / APPLICATIONS	ANNO / YEAR
600 cc. TT 600 N	1989 - 1997
600 cc. TT 600 S	1993 - 1996
600 cc. TT 600 W	1989 - 1992
660 cc. MT-03 660	2006 - 2011
660 cc. XT 660 R / X	2004 - 2012
660 cc. XTZ 660 TENERE'	2004 - 2010
1.000 cc. FZR 1000 GENESIS / EXUP / D / DC / E / EC	1989 - 1990
1.200 cc. V-MAX 1200	1996 - 2001
1.200 cc. XJR 1200 / SP	1995 - 1997
1.200 cc. XT 1200 Z SUPER TENERE	2010 - 2013
P40FORK455058	
KAWASAKI	
200 cc. KDX 200	1986 - 1992
KAYABA	
0 cc. 43 MM. FORK TUBES	
SUZUKI	
600 cc. SP 600 F	1985
1.100 cc. GSX 1100 F / G L-P SHAFT / KATANA	1991 - 1994
TRIUMPH	
0 cc. DAYTONA SUPER3	1994
900 cc. SPEED TRIPLE 900	1994
900 cc. TIGER 900	1993 - 1994
900 cc. TRIDENT 750 / 900	1991 - 1994
900 cc. TRIDENT SPRINT 900	1993 - 1994
1.000 cc. DAYTONA 750 / 1000	1991 - 1992
1.200 cc. DAYTONA 900 / 1200	1993 - 1994
1.200 cc. TROPHY 900 / 1200	1991 - 1994
YAMAHA	
200 cc. IT 200	1984 - 1986
250 cc. IT 250	1983
400 cc. FZR 400 RR SP / RR	1991 - 1994
490 cc. IT 490	1983 - 1984
500 cc. YZ 500	1982
600 cc. TT 600 N	1983 - 1988
660 cc. XTZ 660 TENERE'	1991 - 1994
750 cc. FZR 750	1989 - 1992
750 cc. XTZ 750 SUPER TENERE'	1989 - 1995
1.000 cc. FZR 1000 GENESIS / EXUP / D / DC / E / EC	1994 - 1995
P40FORK455059	
HONDA	
900 cc. CBR 900 R / RR	1992 - 1998
1.500 cc. GL 1500 C/CT VALKYRIE/ASPENCADE	2003
1.500 cc. GL 1500 CD VALKYRIE	2003
1.500 cc. GL 1500 CD VALKYRIE DELUXE	2003
1.500 cc. GL 1500 GOLD WING	1997 - 1999
SHOWA	
0 cc. 45 MM FORK TUBES	
SUZUKI	
600 cc. GSX-R 600	1997 - 2003
P40FORK455061	
APRILIA	
125 cc. LEONARDO 125 4T	1996 - 2001
150 cc. LEONARDO 150 4T	1996 - 2001
BETA	
125 cc. EIKON 125	2000 - 2002
150 cc. EIKON 150	2000 - 2002
CAGIVA	
50 cc. COCIS 50	
50 cc. K3 50	
50 cc. W4 50	1992 - 1994
80 cc. W4 80	1992 - 1994
125 cc. FRECCIA 125 C9 / C10 / C12 / SP	
FANTIC	
200 cc. 125 TRIAL 200	1978
240 cc. 125 TRIAL 240	1983
HONDA	
125 cc. NSR 125 F / R	1989 - 1995
P40FORK455062	
APRILIA	
50 cc. RX 50	1989 - 1990
125 cc. RED ROSE 125	1988 - 1989
FANTIC	
125 cc. RAIDER ARIA 125	
125 cc. RAIDER LC 125	
125 cc. REGOLARITA 125	

APPLICAZIONI / APPLICATIONS	ANNO / YEAR
P40FORK455062	
125 cc. RSX 125	
125 cc. SPORT 125	1984
200 cc. 125 TRIAL 200	1978
240 cc. 125 TRIAL 240	1983
P40FORK455063	
APRILIA	
125 cc. AF1 125 FUTURA / REPLICA	1992
125 cc. EUROPA 125	1991 - 1993
650 cc. PEGASO 650	1992 - 1993
650 cc. TUAREG 650 UPSIDE DOWN	1993 - 1994
BENELLI	
500 cc. 500 FD	
750 cc. 750 FD	
CAGIVA	
350 cc. ALA ROSSA 350	
P40FORK455064	
APRILIA	
125 cc. MX 125	1985
250 cc. MX 250	1985
CAGIVA	
350 cc. ELEFANT 350	1985 - 1988
500 cc. WMX 500	1985 - 1986
650 cc. ELEFANT 650	1984 - 1987
750 cc. ELEFANT 750 / BIFARO	1987 - 1989
750 cc. LUCKY EXPLORER 750	1990 - 1994
900 cc. ELEFANT 900 I.E.	1990 - 1994
CAN-AM	
0 cc. 42 MM FORK TUBES	
DUCATI	
750 cc. PASO 750	1986 - 1990
851 cc. 851 SUPERSPORT / STRADA	1988
900 cc. PASO 906	1988 - 1991
GILERA	
200 cc. RX 200	1983 - 1985
250 cc. MX / LC 250	1985
MARZOCCHI	
0 cc. 42 MM FORK TUBES	
P40FORK455065	
APRILIA	
350 cc. TUAREG 350 WIND	1988 - 1990
600 cc. TUAREG 600 / SPX / PARIS DAKAR / WIND	1988 - 1993
600 cc. TUAREG 600 / SPX / PARIS DAKAR / WIND	1990 - 1991
650 cc. PEGASO 650	1989
WHITE POWER	
0 cc. 40 MM FORK TUBES	
P40FORK455066	
APRILIA	
125 cc. ST 125 STRADA	1983
BENELLI	
125 cc. 125	1978 - 1982
125 cc. 2T 125	1978
125 cc. ENDURO 125	1984
250 cc. 250	1980 - 1982
350 cc. 350 4 CIL.	1978
354 cc. 354 SPORT	1978
354 cc. 354 SPORT II	1978 - 1983
354 cc. 354 T	1978
500 cc. 500 LS	1978
BETOR / BULTACO	
0 cc. 32 MM FORK TUBES	
BULTACO	
0 cc. 32 MM FORK TUBES	
CAGIVA	
50 cc. PRIMA 50	1992 - 1994
75 cc. PRIMA 75	1992 - 1994
125 cc. SST 125	1983 - 1987
CERIANI	
0 cc. 32 MM FORK TUBES	
GILERA	
125 cc. CUSTOM 125	1983 - 1984
125 cc. GR1 125	1981 - 1984
125 cc. RV SPORT 125	1984 - 1985
125 cc. TG1 125	1981 - 1982
125 cc. TG2 125	1983 - 1984
125 cc. TG3 125	1983 - 1984

APPLICAZIONI / APPLICATIONS	ANNO / YEAR
HONDA	
125 cc. NS 125 F	1986 - 1993
MARZOCCHI	
0 cc. 32 MM FORK TUBES	
MOTO GUZZI	
125 cc. 4T 2C 125	
250 cc. 250 TS	
350 cc. 350 4C	
350 cc. VI 35 350	
350 cc. VI 35 II 350	
350 cc. VI 35 IMOLA 350	
400 cc. 400 4C	
500 cc. VI 50 I / II / III / MONZA 500	1981 - 1986
P40FORK455067	
DUCATI	
851 cc. 851 SUPERBIKE	1989 - 1992
907 cc. 907 I.E.	1990 - 1993
P40FORK455068	
PIAGGIO	
50 cc. BOSS 50	1988 - 1989
50 cc. BRAVO 50	1973 - 1981
50 cc. BRAVO 50	1987 - 1997
50 cc. SI 50 FL2 / MIX	1979 - 1999
50 cc. SUPERBRAVO 50	1987 - 1989
50 cc. ZIP & ZIP 50 BIMODALE	1994 - 1997
50 cc. ZIP 50 / BASE / RST / RESTYLING / FAST R.	1992 - 1997
P40FORK455069	
MARZOCCHI	
0 cc. MAGNUM 45 MM FORK TUBES	
P40FORK455072	
GILERA	
125 cc. KZ / KK FORCELLE ITALIA 125	
P40FORK455073	
KAWASAKI	
2.000 cc. VN 2000 VULCAN CLASSIC / LT / USA	2004 - 2010
SHOWA	
0 cc. 49 MM FORK TUBES UPSIDE DOWN	
SUZUKI	
400 cc. DR-Z S	2005 - 2012
P40FORK455074	
YAMAHA	
250 cc. SR 250 CLASSIC	1996
P40FORK455075	
APRILIA	
50 cc. GULLIVER 50	1995 - 1998
50 cc. RS 50	1996 - 1998
50 cc. SR 50 / REPLICA ARIA	1994 - 1998
50 cc. SR 50 RACING LC	1997 - 1998
50 cc. SR 50 STEALTH LC	1997 - 1998
MALAGUTI	
100 cc. CIAK 100	1999 - 2001
125 cc. CIAK MASTER 125	2004 - 2006
200 cc. CIAK MASTER 200	2006
MBK	
50 cc. BOOSTER CW 50 R / RS / RSP / RSX / KAT	1995 - 2001
50 cc. YQ NITRO 50 LC / CAT	1997 - 2001
100 cc. YQ NITRO 100	2000 - 2002
YAMAHA	
50 cc. BW'S 50	2004 - 2012
50 cc. BW'S NAKED 50	2003 - 2004
50 cc. BW'S NAKED 50	2009 - 2012
50 cc. BW'S NEXT GENERATION 50	2003 - 2006
50 cc. BW'S ORIGINAL 50 / SPY	1999 - 2000
50 cc. CW 50 RS SPY	1995 - 1998
50 cc. CW L BW'S 50	2004
50 cc. YQ AEROX 50 LC	1997 - 2012
50 cc. YQ AEROX 50 LC	1997 - 2012
100 cc. YQ AEROX 100	2000 - 2002
P40FORK455076	
MARZOCCHI	
0 cc. MAGNUM 47 MM FORK TUBES	
P40FORK455077	
WHITE POWER	
0 cc. 50 MM FORK TUBES	

APPLICAZIONI / APPLICATIONS	ANNO / YEAR
P40FORK455078	
P40FORK455078	
APRILIA	
1.000 cc. ETV CAPO NORD / RALLY / ABS	2001 - 2005
DUCATI	
1.100 cc. HYPERMOTARD 1100	2009 - 2012
1.100 cc. HYPERMOTARD EVO 1100	2010 - 2012
1.100 cc. HYPERMOTARD EVO SP 1100	2010
1.200 cc. 1199 PANIGALE	2012 - 2013
1.200 cc. DIAVEL / ABS 1200	2011 - 2013
1.200 cc. MULTISTRADA 1200	2012 - 2013
MARZOCCHI	
0 cc. MAGNUM 50 MM FORK TUBES	
MOTO GUZZI	
1.200 cc. STELVIO / STELVIO NTX ABS 1200	2008 - 2009
MV AGUSTA	
750 cc. BRUTALE 750 / S	2003 - 2005
750 cc. F4 / F4S 750	2001 - 2003
910 cc. BRUTALE 910 S / R	2005 - 2008
920 cc. BRUTALE 920	2010 - 2011
990 cc. BRUTALE 990R	2010 - 2011
1.000 cc. F4 / F4R	2004 - 2007
1.000 cc. F4 312 / 312 RR 1000	2007 - 2008
1.000 cc. F4 S - R - RR 1000	2008 - 2013
1.078 cc. BRUTALE RR 1078	2008
1.090 cc. BRUTALE 1098RR 1090	2010 - 2013
P40FORK455079	
APRILIA	
50 cc. SCARABEO 50	1993 - 2005
50 cc. SCARABEO STREET 50	2005 - 2006
MARZOCCHI	
0 cc. 28 MM FORK TUBES	
PAIOLI	
0 cc. 28 MM FORK TUBES	
P40FORK455080	
APRILIA	
50 cc. SONIC 50	1998 - 2001
50 cc. SONIC GP	1998 - 2008
HONDA	
50 cc. CB 50 F / J / JS	1977 - 1981
50 cc. CY 50 K	
50 cc. MB 50 S	1980 - 1987
50 cc. MT 50 AC	1980 - 1993
50 cc. SFX 50	1998
50 cc. SS 50	1975 - 1980
50 cc. XL 50	1977
70 cc. SL 70	1971 - 1973
75 cc. XL 75	1977 - 1979
75 cc. XR 75	1972 - 1978
80 cc. CY 80	1979
80 cc. MB 80 AC	1980
80 cc. MT 80 AC	1980
80 cc. XL 80	1980 - 1985
90 cc. EZ 90 CUB	1992 - 1995
100 cc. CB 100	1978 - 1983
100 cc. H 100 AC	1982 - 1993
125 cc. CB 125 K / J / S	1972 - 1985
125 cc. CG 125	1978 - 1995
KAWASAKI	
50 cc. AE 50	1981 - 1985
50 cc. AR 50	1981 - 1994
80 cc. AE 80	1981 - 1989
80 cc. AR 80	1981 - 1993
80 cc. KD 80	1975 - 1990
90 cc. KM 90	1977
100 cc. KC 100 / KE 100	1980 - 1986
100 cc. KD 100 M1 / M4	1976 - 1979
100 cc. KH 100 B7 / B8	1976 - 1992
100 cc. KM 100	1976 - 1981
125 cc. KH 125	1977 - 1982
SUZUKI	
50 cc. A 50	1971 - 1976
50 cc. AP 50	1975 - 1978
50 cc. FS 50 SNIP	1981 - 1982
50 cc. FZ 50 N SUZZY	1980 - 1982
50 cc. GT 50	1977 - 1980

APPLICAZIONI / APPLICATIONS	ANNO / YEAR
50 cc. RV 50	1973 - 1981
50 cc. TS 50 K / ER	1978 - 1979
50 cc. X1 50 E	1979
50 cc. ZR 50 KEN / X	1979 - 1983
75 cc. TM 75 L / M / S	1974 - 1976
75 cc. TS 75	1975 - 1977
80 cc. CP 80 CHF	1985 - 1993
90 cc. RV 90	1974 - 1977
100 cc. A 100	1974 - 1980
100 cc. DS 100	1978 - 1981
100 cc. GP 100	1978 - 1992
100 cc. TS 100 / ERN / ERX	1978 - 1979
125 cc. GP 125	1977 - 1983
125 cc. T 125	1969
YAMAHA	
50 cc. DT 50 / R / ST / MX	1978 - 1980
50 cc. FS1 / FS1 DX / E DX DISC	1979 - 1981
50 cc. FS1 / FS1 DX / E DX DISC	1987 - 1990
50 cc. TY 50	1977 - 1980
50 cc. YSR 50 LC	1987 - 1992
80 cc. RD 80 LC / MX	1982
80 cc. YG1 80 K / T / TK	1963 - 1964
90 cc. HT1 / HT1B / HT1BM / HS1 / HS1B	1970 - 1971
100 cc. DT 100	1977 - 1983
100 cc. L5T / L5TA 100	1969 - 1970
100 cc. LS2 / 100	1972
100 cc. LT2 / LT3 100	1972 - 1973
100 cc. MX 100	1979 - 1983
100 cc. RS 100	1975 - 1976
100 cc. RT 100 A / D / G	1990 - 1995
100 cc. YB 100 F	1975 - 1992
P40FORK455081	
GILERA	
50 cc. RUNNER 50 LC	1997 - 2001
50 cc. STORM 50	1994 - 2007
50 cc. TYPHOON 50	1994 - 1997
50 cc. TYPHOON X / X KAT 50	1998 - 1999
50 cc. TYPHOON XR 50	2000 - 2001
125 cc. TYPHOON 125	1995 - 1998
125 cc. TYPHOON X/XR 125	1999 - 2001
PEUGEOT	
50 cc. BUXY 50	1994 - 1998
50 cc. METAL-X 50	2002
50 cc. SPEEDAKE 50	1995 - 1997
50 cc. SQUAB 50	1995 - 1997
50 cc. TREKKER 50 / ROAD	1998 - 2001
50 cc. TRK2 WRC	2004 - 2006
50 cc. VIVACITY VSX-XR 50	2002 - 2004
PIAGGIO	
50 cc. NRG 50 / RST MC2 LC	1995 - 1998
50 cc. NRG 50 RST MC2 W DISCO	1996 - 1998
50 cc. NTT 50 LC	1995 - 1996
50 cc. TYPHOON 50	2001 - 2009
125 cc. SKIPPER 125 2T / LX	1998 - 1999
150 cc. SKIPPER 150 2T / LX	1998 - 1999
150 cc. SKIPPER 150 4T	2001 - 2002
P40FORK455082	
PEUGEOT	
50 cc. SV 50 GEO	1991 - 1995
50 cc. ZENITH 50 LN / LS / N	1994 - 1997
125 cc. SV 125 GEO	1991 - 1995
P40FORK455083	
GILERA	
50 cc. STORM 50	1994 - 1995
50 cc. TYPHOON 50	1994 - 1997
PIAGGIO	
50 cc. ZIP 50 / BASE / RST / RESTYLING / FAST R.	1996 - 1999
P40FORK455085	
BMW	
650 cc. G 650 GS	2006 - 2007
650 cc. G650 XCHALLENGE 650	2006 - 2007
650 cc. G650 XCOUNTRY 650	2006 - 2009
800 cc. F 800 GS	2006 - 2012
1.200 cc. HP2 1200 ENDURO	2004 - 2006
1.200 cc. HP2 MEGAMOTO 1200	2006 - 2008

APPLICAZIONI / APPLICATIONS	ANNO / YEAR
P40FORK455085	
CAGIVA	
900 cc. GRAN CANYON 900	1998 - 2000
MARZOCCHI	
0 cc. 45 MM FORK TUBES	2004
MOTO GUZZI	
850 cc. BREVA 850	2006 - 2007
850 cc. NORGE 850	2007
940 cc. BELLAGIO - AQUILA NERA 940	2007 - 2010
1.100 cc. BREVA 1100	2005 - 2007
1.100 cc. CALIFORNIA AQUILA NERA / VINTAGE	2010
1.100 cc. CALIFORNIA CLASSIC - TOURING	2006 - 2007
1.100 cc. CALIFORNIA STONE / STONE TOURING 1100	2004 - 2005
1.100 cc. CALIFORNIA VINTAGE 1100	2006 - 2012
1.200 cc. BREVA 1200 SPORT	2008
1.200 cc. NORGE 1200	2006 - 2007
1.200 cc. NORGE GT 8V	2010 - 2013
1.200 cc. SPORT 1200	2006 - 2007
1.200 cc. SPORT 8V1200	2009
1.200 cc. STELVIO / STELVIO NTX ABS 1200	2010 - 2013
P40FORK455086	
KAYABA	
0 cc. 46 MM. FORK TUBES	
SHOWA	
0 cc. 46 MM FORK TUBES	
P40FORK455087	
DUCATI	
400 cc. MONSTER 400	1995 - 1997
400 cc. SUPERSPORT 400	1993 - 1997
600 cc. MONSTER 600	1998
600 cc. MONSTER DARK 600	1993 - 1999
600 cc. SUPERSPORT 600	1991 - 1997
750 cc. MONSTER 750	1998 - 1999
750 cc. MONSTER CITY / CITY DARK 750	1999
750 cc. MONSTER USA / DARK 750	1998 - 1999
900 cc. MONSTER 900	1993 - 1997
900 cc. SUPERSPORT 900 SUPERLIGHT	1991 - 1997
P40FORK455088	
HONDA	
900 cc. CBR 900 R / RR	1992 - 1998 ALTERNATIVA
1.500 cc. GL 1500 GOLD WING	1997 - 1999 ALTERNATIVA
KAWASAKI	
1.700 cc. VULCAN 1700 VOYAGER / ABS	2009 - 2012
SHOWA	
0 cc. 45 MM FORK TUBES	ALTERNATIVA
SUZUKI	
600 cc. GSX-R 600	1997 - 1999 ALTERNATIVA
P40FORK455089	
HONDA	
125 cc. CB 125 RR / RS / RT	1994 - 1996 ALTERNATIVA
KAWASAKI	
200 cc. KDX 200	1995 - 1999 ALTERNATIVA
220 cc. KDX 220 A	1997 - 2001 ALTERNATIVA
250 cc. KDX 250	1991 - 1994 ALTERNATIVA
750 cc. NINJA ZX-7 / ZX 750 H1/H2/J1/J2	1989 - 1992 ALTERNATIVA
750 cc. NINJA ZX-7 750 R	1996 - 2002 ALTERNATIVA
750 cc. NINJA ZX-7 750 RR	1996 - 1998 ALTERNATIVA
750 cc. ZXR 750 J1 / J2 / L1 / L3	1988 - 1992 ALTERNATIVA
1.100 cc. ZR 1100 ZEPHYR / CHAIN DRIVE	1992 - 1995 ALTERNATIVA
1.100 cc. ZX 1100 C / D ZZ-R 1100	1990 - 1998 ALTERNATIVA
1.100 cc. ZZ-R 1100 C1 / C3 / D1 / D7	1990 - 1999 ALTERNATIVA
SUZUKI	
650 cc. XF 650 FREEWIND	1997 - 2001 ALTERNATIVA
650 cc. XS 650	1997 ALTERNATIVA
1.000 cc. TL 1000 R / S	1997 - 2001 ALTERNATIVA
1.300 cc. GSX-R 1300 HAYABUSA	1999 - 2007
YAMAHA	
500 cc. XP T-MAX 500 / ABS	2008 - 2011
530 cc. XP T-MAX 530	2012 - 2013
600 cc. TT 600 N	1983 - 1988 ALTERNATIVA
600 cc. YZF 600 R6	2001 - 2004
800 cc. FZ8 800	2011 - 2013
900 cc. TDM 900	2002 - 2010
900 cc. TDM 900-A	2005 - 2006
1.000 cc. FZ1 1000	2006 - 2013
1.000 cc. FZ1 FAZER 1000 (ABS)	2006 - 2012

APPLICAZIONI / APPLICATIONS	ANNO / YEAR
1.000 cc. FZR 1000 GENESIS / EXUP / D / DC / E / EC	1989 - 1990 ALTERNATIVA
1.000 cc. YZF 1000 R1	2004 - 2008
1.100 cc. BT BULLDOG 1100	2002 - 2006
1.200 cc. V-MAX 1200	1996 - 2001 ALTERNATIVA
1.200 cc. XJR 1200 / SP	1995 - 1997 ALTERNATIVA
1.300 cc. XJR 1300 / XJR 1300 SP	2002 - 2013
P40FORK455090	
APRILIA	
50 cc. RX 50	2008 - 2013
50 cc. SX 50	2006 - 2013
DERBI	
50 cc. SENDA R DRD RACING E2	2005 - 2008
50 cc. SENDA SM DRD RACING E2	2005 - 2008
50 cc. SENDA SM DRD RACING E2	2005 - 2008
KAWASAKI	
500 cc. EN 500 A/B/C VULCAN LTD	1996 - 2002
650 cc. KLR 650	2008 - 2012
SUZUKI	
250 cc. AN BURGMAN 250 4T LC	1998 - 2006
400 cc. AN BURGMAN 400 4T LC	1999 - 2006
400 cc. GSF 400 BANDIT	1991 - 1993
600 cc. GSF 600 BANDIT	2000 - 2004
600 cc. GSF 600 S BANDIT	1995 - 1998
750 cc. GSX-R 750	1985 - 1987
800 cc. VX 800	1990 - 1996
800 cc. VZ 800 MARAUDER	1997 - 2002
1.100 cc. GSX-R 1100	1986/1988 - 1990/1996
P40FORK455091	
KAWASAKI	
550 cc. GT 550	1983 - 1994 ALTERNATIVA
550 cc. KZ 550 F1 / F2 / H1H / 2 / M1	1983 - 1984 ALTERNATIVA
550 cc. Z 550	1983 - 1994 ALTERNATIVA
650 cc. KZ 650 H / F	1981 - 1983 ALTERNATIVA
650 cc. Z 650 D1 / D1A / D2 / D3 / D4	1980 - 1983 ALTERNATIVA
700 cc. KZ 700 A	1984 ALTERNATIVA
700 cc. ZN 700	1984 - 1985 ALTERNATIVA
750 cc. KZ 750 E / H / K / L3 / M1 / R1	1980 - 1984 ALTERNATIVA
750 cc. Z 750 / ABS	1980 - 1984 ALTERNATIVA
750 cc. Z 750 LTD	1982 - 1983 ALTERNATIVA
SUZUKI	
175 cc. PE 175	1978 - 1981 ALTERNATIVA
175 cc. RS 175	1980 - 1982 ALTERNATIVA
250 cc. DS 250	1980 ALTERNATIVA
250 cc. PE 250	1977 - 1981 ALTERNATIVA
250 cc. RGV 250 GAMMA	1983 - 1984 ALTERNATIVA
250 cc. RS 250	1980 - 1981 ALTERNATIVA
250 cc. TS 250	1980 - 1981 ALTERNATIVA
400 cc. PE 400	1980 - 1981 ALTERNATIVA
400 cc. SP 400	1980 ALTERNATIVA
500 cc. DR 500	1981 - 1983 ALTERNATIVA
500 cc. SP 500	1981 - 1983 ALTERNATIVA
YAMAHA	
250 cc. TZ 250	1980 - 1982 ALTERNATIVA
500 cc. XV 500 K VIRAGO	1983 ALTERNATIVA
600 cc. FJ 600 CHAIN DRIVE AC	1984 - 1985 ALTERNATIVA
600 cc. FZ 600	1986 - 1988 ALTERNATIVA
600 cc. SRX 600	1986 - 1989 ALTERNATIVA
600 cc. XJ 600 H / L / LC / N / NC	1984 - 1991 ALTERNATIVA
600 cc. YX 600 S / SC / T / TC	1986 - 1990 ALTERNATIVA
650 cc. XJ 650 G / H / LH / RJ EUROPA	1980 - 1984 ALTERNATIVA
750 cc. XJ 750	1982 - 1983 ALTERNATIVA
750 cc. XV 750 VIRAGO	1981 - 1983 ALTERNATIVA
850 cc. XS 850	1980 - 1981 ALTERNATIVA
920 cc. XV 920 RH / J / RJ / K	1983 ALTERNATIVA
P40FORK455092	
SHOWA	
0 cc. 43 MM FORK TUBES UPSIDE DOWN	ALTERNATIVA
P40FORK455093	
APRILIA	
1.000 cc. RSV4 1000 R/FACTORY/SPECIAL EDITION	2010
DUCATI	
748 cc. 748 BIPOSTO	1995 - 2001 ALTERNATIVA
748 cc. 748 BIPOSTO USA	1995 - 1999 ALTERNATIVA
748 cc. 748 RACING	1998 - 1999 ALTERNATIVA
748 cc. 748 SP	1995 - 1999 ALTERNATIVA

APPLICAZIONI / APPLICATIONS	ANNO / YEAR	
P40FORK455093		
748 cc. 748 SPS	1998 - 1999	ALTERNATIVA
750 cc. SUPERSPORT 750 USA	1999	ALTERNATIVA
900 cc. SUPERSPORT USA 900	1998 - 1999	ALTERNATIVA
907 cc. 907 I.E. USA	1990 - 1992	ALTERNATIVA
916 cc. 916 BIPOSTO / SENNA	1994 - 1998	ALTERNATIVA
916 cc. 916 SP	1994 - 1996	ALTERNATIVA
916 cc. 916 USA	1994 - 1997	ALTERNATIVA
944 cc. 944 ST2	1997 - 2003	ALTERNATIVA
996 cc. 916 (996) SPORT TOURING 4	1998 - 1999	ALTERNATIVA
996 cc. 916 RACING	1997 - 1998	
996 cc. 916 SPS	1997 - 1998	ALTERNATIVA
996 cc. 996	1999 - 2001	ALTERNATIVA
996 cc. 996 RACING	1999	
996 cc. 996 RS	2000 - 2001	
996 cc. 996 SPECIAL USA	1999	ALTERNATIVA
996 cc. 996 SPS	1999	ALTERNATIVA
996 cc. 996 USA	1999	
1.100 cc. MULTISTRADA 1100	2009	
HONDA		
600 cc. CBR 600 F	1999	ALTERNATIVA
650 cc. XRV 650 AFRICA TWIN	1988 - 1989	ALTERNATIVA
750 cc. VFR 750 R	1988 - 1992	ALTERNATIVA
750 cc. XRV 750 AFRICA TWIN	1990 - 2000	ALTERNATIVA
1.000 cc. CB 1000 SF	1993 - 1997	ALTERNATIVA
1.100 cc. CBR 1100 XX	1997 - 2003	ALTERNATIVA
MOTO GUZZI		
1.200 cc. GRISO 8V 1200	2007 - 2013	
SHOWA		
0 cc. 43 MM FORK TUBES		ALTERNATIVA
SUZUKI		
350 cc. DR 350 S / SE	1990 - 1998	ALTERNATIVA
750 cc. GSX 750	1998 - 1999	ALTERNATIVA
750 cc. GSX-R 750	1988 - 1989	ALTERNATIVA
750 cc. GSX-R 750	1996 - 2003	ALTERNATIVA
750 cc. GSX-R 750 SP R	1994	ALTERNATIVA
750 cc. GSX-R 750 W / T / V	1994 - 1995	ALTERNATIVA
900 cc. RF 900 R R / T	1994 - 1997	ALTERNATIVA
1.200 cc. GSF 1200 BANDIT	1996 - 1999	ALTERNATIVA
YAMAHA		
1.300 cc. XVZ 13 VENTURE / VENTURE ROYALE	1996 - 1998	ALTERNATIVA
P40FORK455103		
WHITE POWER		
0 cc. 43 MM FORK TUBES		
P40FORK455104		
OHLINS		
0 cc. 42MM FORK TUBES		
P40FORK455105		
HONDA		
650 cc. XR 650 R	2000 - 2008	
KAWASAKI		
600 cc. NINJA ZX-6R 600 (ZX6/ZX6R)	1998 - 1999	
900 cc. NINJA ZX-9 R 900	1998 - 2001	
SUZUKI		
1.000 cc. SV 1000	2003 - 2006	
P40FORK455106		
PIAGGIO		
125 cc. LIBERTY 125 4T	1998 - 2000	
125 cc. LIBERTY 125 4T (LEADER E.G.)	2000 - 2001	
150 cc. LIBERTY 150 4T (LEADER E.G.)	2000 - 2001	
P40FORK455107		
APRILIA		
50 cc. GULLIVER 50	1994	
50 cc. GULLIVER 50 LC		
50 cc. RS 50	1996 - 1998	
50 cc. SR 50 / REPLICA ARIA	1997 - 2001	
50 cc. SR 50 / REPLICA LC	1997 - 2000	
50 cc. SR STEALTH RACING 50	1997 - 1999	
BETA		
50 cc. ARK 50 LC	1996 - 2003	
50 cc. QUADRA CHRONO 502 50	1994 - 1999	
50 cc. TEMPO 50	1994 - 1999	
CAGIVA		
50 cc. PROGRESS 50 ARIA	1997 - 2001	
P40FORK455109		
BETA		

APPLICAZIONI / APPLICATIONS	ANNO / YEAR
50 cc. ARK 50	1996 - 2008
50 cc. ARK 50 LC	2004 - 2008
50 cc. ARK SERIE K 50 LC	1998 - 2005
50 cc. EIKON 50 LC	1999
P40FORK455112	
MALAGUTI	
50 cc. CIAK 50	1999 - 2000
50 cc. CIAK MASTER 4T 50	2005 - 2006
50 cc. CIAK MASTER 50	2004 - 2006
50 cc. CIAK MASTER EU2	2006
50 cc. CIAK MONO EURO 2 2.3 50	2003
50 cc. CIAK MONO EURO 2 50	2003
50 cc. CIAK TD 50	2000 - 2001
P40FORK455115	
HONDA	
450 cc. CB 450	1968 - 1970
450 cc. CL 450 K3-K7	1969 - 1972
750 cc. CB 750 A AUTOMATIC	1969 - 1970
750 cc. CB 750 C / SC NIGHTHAWK	1969 - 1970
750 cc. CB 750 K	1969 - 1970
750 cc. CB 750 L LTD	1969 - 1970
750 cc. CB 750 SEVEN FIFTY / NIGHTHAWK	1969 - 1970
750 cc. CB 750 SSC / SCD	1969 - 1970
P40FORK455116	
KAWASAKI	
600 cc. NINJA ZX 600 D1/D2 (ZX-6)	1998 - 2001
600 cc. NINJA ZX 600 R (ZX-6)	1998 - 2001
600 cc. NINJA ZX-6R 600 (ZX6/ZX6R)	2002
636 cc. NINJA ZX-6R/ZX-6RR	2002
900 cc. NINJA ZX 900 B1/B4/C1/C2	1998 - 2001
900 cc. NINJA ZX-9 R 900	1998 - 2002
900 cc. NINJA ZX-9R / ZX 900 B1/B4/C1	1998 - 2002
SUZUKI	
1.000 cc. SV 1000	2003 - 2005
1.400 cc. GSX 1400	2002 - 2006
P40FORK455123	
KAYABA	
0 cc. 48 MM. FORK TUBES	
P40FORK455124	
PAIOLI	
0 cc. 48 MM FORK TUBES	
P40FORK455127	
KTM	
1.190 cc. RC8 1190	2008 - 2009
WHITE POWER	
0 cc. 43 MM FORK TUBES	
P40FORK455128	
WHITE POWER	
0 cc. 48 MM FORK TUBES	
P40FORK455129	
YAMAHA	
600 cc. XJ 600 N/NSD/SE/SC/SH/SF/SJ/SG/SK SECA II	1997 - 2002
600 cc. XJ 600 S DIVERSION / CHAIN DRIVE	1997 - 2002
650 cc. XVS 650 STAR CLASSIC / CUSTOM / SILVERADO	2002 - 2007
1.000 cc. YZF 1000 R1	1998 - 2001
1.100 cc. XVS 1100 DRAG STAR	2000 - 2003
1.300 cc. FJR 1300	2001 - 2013
1.300 cc. FJR A 1300	2003 - 2006
1.300 cc. FJR AS 1300	2006
P40FORK455132	
DERBI	
50 cc. GPR 50 REPLICA RACING	2002 - 2003
50 cc. SENDA R X-RACE E2	2003
50 cc. SENDA R X-TREM 50	2003 - 2005
50 cc. SENDA SM X-TREM 50	2002 - 2004
MALAGUTI	
125 cc. MADISON 125 4T LC	1999 - 2004
125 cc. MADISON R RESTYLING 125	1999 - 2004
150 cc. MADISON T 150 4T LC	1999 - 2001
180 cc. MADISON R 180 4T LC	2001 - 2002
200 cc. MADISON MASTER EU2	2003
200 cc. MADISON S RESTYLING/EU2 200	2003
250 cc. MADISON R RESTYLING 250	1999 - 2004
250 cc. MADISON RS 250	1999 - 2004

APPLICAZIONI / APPLICATIONS	ANNO / YEAR
P40FORK455132	
250 cc. MADISON S 250 4T	1999 - 2004
400 cc. MADISON K 400 / RESTYLING	2002 - 2004
MOTORHISPANIA	
50 cc. RX 50 RACING	
PEUGEOT	
50 cc. JET FORCE 50	2003 - 2004
50 cc. XPS SM 50	2003 - 2004
50 cc. XPS T 50	2003 - 2004
125 cc. ELYSEO 125 4T LC	2001
125 cc. JET FORCE COMPRESSOR 125	2003 - 2004
150 cc. ELYSEO 150 4T LC	2001
150 cc. ELYSTAR 150	2002 - 2003
YAMAHA	
50 cc. DT 50 R	2003 - 2004
50 cc. DT 50 R	2008 - 2010
50 cc. DT 50 RSM	2003 - 2004
50 cc. DT X 50	2008 - 2010
125 cc. XT 125 X / R	2005 - 2008
125 cc. XT 125 X SUPERMOTARD	2005
P40FORK455133	
MALAGUTI	
100 cc. CIAK 100	1999 - 2001
125 cc. CIAK 125 4T	1999 - 2001
125 cc. F18 WARRIOR 125	2000 - 2002
125 cc. PHANTOM MAX 125	2003
150 cc. CIAK MASTER 150	2000 - 2004
150 cc. F18 WARRIOR 150	2000 - 2002
150 cc. F18 WARRIOR 150	2000 - 2002
200 cc. PHANTOM MAX 200	2003
250 cc. PHANTOM MAX 250	2004
MBK	
125 cc. YP SKYLINER 125 4T	2003
150 cc. YP SKYLINER 150 4T	2001 - 2002
180 cc. YP E SKYLINER 180	2003
PEUGEOT	
125 cc. ELYSTAR 125	2002 - 2003
125 cc. LOOXOR 125	2002 - 2003
150 cc. LOOXOR 150	2002 - 2003
YAMAHA	
50 cc. TZR 50	2003 - 2005
125 cc. XQ MAXTER 125 4T LC	2001 - 2002
125 cc. YP 125 E MAJESTY 4T	2003 - 2006
125 cc. YP MAJESTY 125 4T	2002 - 2007
150 cc. YP MAJESTY 150 4T LC	2002
180 cc. YP 180 E MAJESTY	2003 - 2009
P40FORK455134	
DERBI	
50 cc. SENDA 50 R	1999
RIEJU	
50 cc. RR 50	1998 - 2003
50 cc. RR 50 SPORT	2005
50 cc. SPIKE 50	1998 - 2002
50 cc. SPIKE SPORT 50	2003 / 2005
P40FORK455135	
APRILIA	
125 cc. ATLANTIC 125	2003 - 2011
125 cc. LEONARDO ST 125	2001 - 2004
125 cc. SCARABEO 125 LIGHT	2007 - 2009
150 cc. LEONARDO ST 150	2001 - 2004
200 cc. ATLANTIC 200 4T LC	2003 - 2006
200 cc. SCARABEO 200 LIGHT	2007 - 2009
250 cc. ATLANTIC 250	2003 - 2009
250 cc. LEONARDO 250	1999 - 2004
300 cc. ATLANTIC 300	2010 - 2011
300 cc. LEONARDO 300	1999 - 2004
400 cc. ATLANTIC SPRINT 400	2005 - 2008
500 cc. ATLANTIC SPRINT 500	2005 - 2008
BMW	
850 cc. R 850 C	1997 - 2000
850 cc. R 850 GS	1996 - 2000
850 cc. R 850 R	1994 - 2007
900 cc. R 900 RT	2005 - 2010
1.100 cc. R 1100 R	1993 - 2001
1.100 cc. R 1100 RS	1992 - 2001
1.100 cc. R 1100 RT	1994 - 2001

APPLICAZIONI / APPLICATIONS	ANNO / YEAR
1.100 cc. R 1100 S	1996 - 2005
1.150 cc. R 1150 GS	1998 - 2003
1.150 cc. R 1150 GS ADVENTURE	2001 - 2005
1.150 cc. R 1150 R	1999 - 2006
1.150 cc. R 1150 RS	2000 - 2004
1.150 cc. R 1150 RT WITH INTEGRAL ABS	2000 - 2006
1.200 cc. K 1200 GT WITH INTEGRAL ABS	2002 - 2005
1.200 cc. K 1200 LT	1997 - 2008
1.200 cc. K 1200 RS	2000 - 2005
1.200 cc. R 1200 C	1996 - 2003
1.200 cc. R 1200 GS/HP2	1994 - 2006
1.200 cc. R 1200 R	2005 - 2009
1.200 cc. R 1200 ST/RT	2003 - 2009
DERBI	
50 cc. GPR 50 R	1997 - 2000
50 cc. GPR 50 REPLICA	1999 - 2001
50 cc. SENDA 50 R	2000 - 2001
50 cc. SENDA SM 50	2000 - 2001
HONDA	
125 cc. VT 125 C SHADOW	1999 - 2007
125 cc. XL 125	2001 - 2010
125 cc. XL 125 R	2001 - 2010
300 cc. SH 300 / ABS	2007 - 2012
MOTORHISPANIA	
50 cc. MH 50 FURIA 6V	
PEUGEOT	
50 cc. XR6 E 50	2003 - 2004
P40FORK455136	
GILERA	
50 cc. DNA GP EXPERIENCE 50	2003 - 2004
125 cc. RUNNER FX 125 LC	1997 - 2002
125 cc. RUNNER SP 125 FX	1997 - 2002
125 cc. RUNNER VX-VXR 125 4T LC	2000 - 2004
180 cc. RUNNER VX-VXR 180 4T	2000 - 2004
200 cc. RUNNER VX-VXR 4T 200	2000 - 2004
RIEJU	
50 cc. MRX 50 / RACING	2005
50 cc. MXR 50	2000 - 2004
50 cc. RS2 50 MATRIX PRO	2005
50 cc. RS2 50 NAKED	2005
50 cc. SMX 50	2001 - 2005
P40FORK455138	
APRILIA	
125 cc. RS 125 / REPLICA	2006 - 2010
125 cc. RX 125	2008
125 cc. SX 125	2008
BMW	
600 cc. C 600 SPORT	2013
650 cc. C 650 GT	2013
DERBI	
125 cc. GP1 125	2006
125 cc. GP1 EU2 125	2006
125 cc. GPR 125 NUDE	2004 - 2006
125 cc. GPR 125 NUDE SPORT	2004 - 2006
250 cc. GP1 250	2006
250 cc. GP1 250	2006
MOTO GUZZI	
750 cc. BREVA 750	2003 - 2007
750 cc. NEVADA 750	2002 - 2003
750 cc. NEVADA CLASSIC / AQUILA NERA 750	2004 - 2010
750 cc. V7 CAFE' CLASSIC 750	2009 - 2012
750 cc. V7 CLASSIC 750	2008 - 2009
750 cc. V7 RACER 750	2010 - 2012
750 cc. V7 SPECIAL - STONE 750	2012
PIAGGIO	
500 cc. X9 EVOLUTION 500 / ABS	2003 - 2007
P40FORK455144	
MALAGUTI	
125 cc. MADISON 3 125	2006 - 2009
250 cc. MADISON 3 250	2006 - 2009
P40FORK455146	
APRILIA	
125 cc. SR MAX 125	2011
300 cc. SR MAX 300	2011
GILERA	

APPLICAZIONI / APPLICATIONS	ANNO / YEAR
P40FORK455146	
125 cc. NEXUS EURO 3	2007 - 2008
125 cc. RUNNER 125 VX EU3 4T	2005 - 2007
125 cc. RUNNER 4T ST EURO3 125	2008 - 2012
125 cc. RUNNER VX 125 SC 4T	2005 - 2007
125 cc. RUNNER VX 4T ST EURO3	2008 - 2010
125 cc. RUNNER VX RACE 4T	2006
200 cc. RUNNER VXR 200 EU3	2005 - 2007
200 cc. RUNNER VXR 200 RACE 4T	2005 - 2006
200 cc. RUNNER VXR 200 ST EURO3 4T	2008 - 2009
250 cc. NEXUS EU3 250	2006 - 2007
250 cc. NEXUS SP EU3 250	2006 - 2007
300 cc. NEXUS 300	2008 - 2009
PIAGGIO	
125 cc. BEVERLY 125	2001 - 2007
125 cc. BEVERLY 125 MIC EU3	2007
125 cc. BEVERLY 125 RST	2004 - 2007
125 cc. BEVERLY 125 RST 4T 4V IE EURO3	2010 - 2013
125 cc. BEVERLY 125 SPORT EU3	2007 - 2008
125 cc. BEVERLY TOURER 125 EU3	2008 - 2010
125 cc. CARNABY 125	2007 - 2010
125 cc. SUPER HEXAGON GTX 125 4T	2001 - 2002
125 cc. X EVO 125	2007
125 cc. X7 EU3 125	2008 - 2009
125 cc. X7 EVO IE EURO3 125	2009 - 2010
125 cc. X8 125	2004 - 2006
125 cc. X8 PREMIUM EU2/EU3 125	2006 - 2007
125 cc. X8 STREET EURO 2	2006 - 2008
125 cc. X9 125 4T	2001 - 2002
125 cc. X9 EVOLUTION 125 EU3	2003 - 2007
180 cc. X9 AMALFI 180 4T LC	2000 - 2003
200 cc. BEVERLY 200 4T	2001 - 2003
200 cc. CARNABY	2007 - 2008
200 cc. X8 200	2004 - 2007
200 cc. X9 200	2002 - 2003
200 cc. X9 EVOLUTION 200	2002 - 2003
250 cc. BEVERLY 250 IE EU3	2006 - 2008
250 cc. BEVERLY 250 MIC EU3	2007
250 cc. BEVERLY CRUISER 250	2007 - 2009
250 cc. BEVERLY RST 250	2004 - 2005
250 cc. BEVERLY SPORT 250	2006 - 2008
250 cc. BEVERLY TOURER 250 EU3	2008 - 2009
250 cc. CARNABY 250	2008
250 cc. X EVO 250	2007
250 cc. X7/EU3 250	2008
250 cc. X8/EU3 250	2005 - 2008
250 cc. X9 250	2000 - 2001
250 cc. X9 250 EVOLUTION	2004
300 cc. BEVERLY 300 RST 4T 4V IE EURO3	2010 - 2012
300 cc. BEVERLY TOURER IE / RST 4T 4V IE EU3 300	2009 - 2013
300 cc. CARNABY CRUISER 300	2009 - 2010
300 cc. X7 EVO 300 IE EURO3	2009 - 2010
350 cc. BEVERLY 4T 4V IE E3 SPORT TOURING 350	2011 - 2013
400 cc. X EVO 400	2007 - 2011
400 cc. X8 400 EU3	2006 - 2008
500 cc. X9 500	2001 - 2002
P40FORK455148	
HONDA	
400 cc. SILVER WING 400	2006 - 2009
600 cc. SILVERWING FJS / FSC 600	2002 - 2013
750 cc. VT 750 C SHADOW AERO	2004 - 2006
750 cc. VT 750 CA SHADOW AERO	2004 - 2006
KAWASAKI	
600 cc. NINJA ZX-6R 600 (ZX6/ZX6R)	2003 - 2004
600 cc. NINJA ZX-6RR 600	2003 - 2004
636 cc. NINJA ZX-6R/ZX-6RR	2003 - 2004
SUZUKI	
650 cc. GSF 650 BANDIT	2005 - 2006
650 cc. SV 650	1999 - 2002
P40FORK455149	
DERBI	
50 cc. VARIANT SPORT 2T	2012
125 cc. VARIANT SPORT 4T E3 125	2012
PIAGGIO	
50 cc. FLY 50 4T	2005 - 2010
50 cc. TYPHOON 2T E2	2010 - 2012

APPLICAZIONI / APPLICATIONS	ANNO / YEAR
125 cc. ZIP 125	2000 - 2002
P40FORK455152	
MBK	
300 cc. XC KILIBRE 300	2003
YAMAHA	
300 cc. VERSITY XC 300	2003 - 2009
P40FORK455153	
DUCATI	
700 cc. MONSTER 696 / ABS	2012 - 2013
800 cc. MONSTER 796 / ABS	2012 - 2013
821 cc. HYPERMOTARD 821	2013
821 cc. HYPERSTRADA 821	2013
HONDA	
1.200 cc. VFR 1200	2010 - 2013
1.200 cc. VFR1200XC / VFR1200XDC CROSSTOURER	2012
KAWASAKI	
1.200 cc. ZRX 1200 / R / S	2001 - 2006
1.200 cc. ZZ-R 1200	2002 - 2005
P40FORK455154	
APRILIA	
1.000 cc. RSV 1000 R	2000 - 2007
1.000 cc. RSV 1000 R FACTORY / DREAM	2000 - 2007
1.000 cc. RSV 1000 TUONO FIGHTER	2000 - 2007
1.000 cc. RSV 1000 TUONO R	2000 - 2009
1.000 cc. RSV4 1000 R/FACTORY/SPECIAL EDITION	2009 - 2013
1.000 cc. TUONO 1000 R	2000 - 2007
DUCATI	
1.100 cc. 1098 S	2007 - 2008
1.100 cc. 1098 STREETFIGHTER 1100	2010 - 2013
1.100 cc. 1098 STREETFIGHTER S	2010 - 2013
1.100 cc. MONSTER 1100 S	2009
1.100 cc. MULTISTRADA 1100 S	2009
1.100 cc. STREETFIGHTER S	2010 - 2012
1.199 cc. SUPERBIKE 1199 PANIGALE R	2013
1.200 cc. 1098 R 1200 / BAYLISS EUR/USA	2008 - 2009
1.200 cc. 1198 S / SP	2009 - 2011
1.200 cc. 1199 PANIGALE S / TRICOLORE ABS 1200	2013
1.200 cc. MULTISTRADA 1200 / ABS	2012
YAMAHA	
600 cc. FZ6 / ABS	2004 - 2007
600 cc. FZ6 FAZER 600	2004 - 2009
600 cc. FZ6 FAZER ABS	2006 - 2007
600 cc. FZ6 FAZER S2	2007 - 2008
600 cc. FZ6 FAZER S2 ABS	2008
600 cc. FZ6 S2 / ABS	2007 - 2008
600 cc. FZ6-N 600	2004 - 2008
600 cc. FZ6-NS 600	2005 - 2008
600 cc. FZ6-SA 600 FAZER	2006
600 cc. FZS 600 FAZER	2004 - 2007
750 cc. YZF 750 R7 OW02	1999 - 2000
850 cc. TDM 850	1996 - 2001
1.000 cc. FZS 1000 FAZER	2001 - 2005
1.000 cc. YZF 1000 R1	2009 - 2013
1.000 cc. YZF 1000 R1 SP / LIMITED EDITION	2006
1.700 cc. MT-01 1700	2005 - 2009
P40FORK455156	
DUCATI	
400 cc. MONSTER 400	2000 - 2002
600 cc. MONSTER 600	2000 - 2001
748 cc. 748 BIPOSTO	1995 - 2001
748 cc. 748 RS	2000
748 cc. 748 S	2000 - 2002
748 cc. 748 TESTA BASSA	2001
748 cc. 749	2003
748 cc. 749 DARK EUROPE	2004 - 2006
748 cc. 749 DARK USA	2004 - 2006
748 cc. 749 S EUROPA/USA	2005 - 2006
750 cc. MONSTER 750	2000 - 2001
750 cc. MONSTER I.E. 750	2000 - 2002
800 cc. SUPERSPORT 800	2003
900 cc. MONSTER I.E. 900	2000 - 2002
900 cc. SUPERSPORT 900 I.E.	2000 - 2002
916 cc. 916 MONSTER S4	2001 - 2002
916 cc. 916 MONSTER S4 FOGGY	2001 - 2002
916 cc. 916 SPORT TOURING 4 / USA	1999 - 2003

APPLICAZIONI / APPLICATIONS	ANNO / YEAR
P40FORK455156	
996 cc. 916 RACING	1997 - 1998
996 cc. 996 MONSTER S4R / USA / EUROPE	2003 - 2004
996 cc. 996 S	2001
996 cc. 996 SPS II / III	1999
996 cc. 996 ST4S / ABS	2001 - 2003
998 cc. 998	2002 - 2003
998 cc. 998 MATRIX	2004
998 cc. 998 MONSTER 4SRS / TRICOLORE EUR/USA	2006 - 2007
998 cc. 998 MONSTER 4SRS / TRICOLORE EUR/USA	2006 - 2007
998 cc. 998 R	2002
998 cc. 998 RS	2002 - 2003
998 cc. 998 S BAYLISS / BOSTROM	2004
998 cc. 998 S FINAL EDITION	2004
998 cc. 999 998cc	2003 - 2004
998 cc. 999 EUR/USA	2005 - 2006
998 cc. 999 R EUR/USA	2005 - 2006
998 cc. 999 R XEROX EUR/USA	2006
998 cc. 999 RS	2004 - 2005
998 cc. 999 S	2003 - 2004
998 cc. 999 S AMA REPLICA USA	2007
998 cc. 999 S EUR/USA	2005 - 2006
1.000 cc. MONSTER 1000	2003 - 2004
1.000 cc. MONSTER 1000 S EUR / USA	2004
1.000 cc. MONSTER S2R 1000 EUROPE / USA	2006 - 2007
1.000 cc. SPORT TOURING 3 EUROPE / USA	2004 - 2007
1.000 cc. SUPERSPORT 1000 EUROPE / USA	2003 - 2004
KAWASAKI	
1.000 cc. KLV 1000	2004 - 2005
1.500 cc. VN 1500 MAIN STREAK	2002 - 2005
1.600 cc. VN 1600 MEAN STREAK	2004 - 2005
SUZUKI	
1.600 cc. VZ 1600 INTRUDER M	2004 - 2005
YAMAHA	
1.300 cc. XVZ 13 CT/ CTS ROYAL STAR TUOR DELUXE / S	1996 - 2000
1.300 cc. XVZ 1300 ROYAL STAR	1996 - 2000
1.300 cc. XVZ 1300 ROYAL STAR VENTURE	2000 - 2011
1.600 cc. XV A WILD STAR 1600	1999 - 2002
1.700 cc. XV 1700	2003 - 2012
P40FORK455157	
BMW	
800 cc. F 800 R	2005 - 2010
800 cc. F 800 S	2004 - 2010
800 cc. F 800 ST	2004 - 2012
DUCATI	
700 cc. MONSTER 696 / ABS	2008 - 2011
800 cc. MONSTER 796 / ABS	2010 - 2011
848 cc. SUPERBIKE 848 EVO	2013
1.000 cc. MULTISTRADA 1000	2003
1.100 cc. MONSTER 1100	2009 - 2010
HONDA	
600 cc. CBR 600 F4 SPORT	2003 - 2006
800 cc. VFR800XB / VFR800XC CROSSRUNNER	2012
800 cc. VFR 800 V-TEC 02-09	2002 - 2009
900 cc. CB 900 C / F	2002 - 2007
900 cc. CB 900 F	2002 - 2007
900 cc. CBR 954 RR	2003
1.000 cc. RVT 1000 R (RC51)	2003 - 2005
KAWASAKI	
1.000 cc. NINJA ZX-10R 1000	2011 - 2012
1.000 cc. ZX-10R 1000	2011 - 2013
1.600 cc. VN 1600 MEAN STREAK	2006
1.700 cc. VULCAN 1700 CLASSIC / TOURER / NOMAD / VAQUERO	2009 - 2013
SUZUKI	
600 cc. GSX-R 600	2004 - 2005
650 cc. DL V-STROM 650	2004 - 2011
750 cc. GSX-R 750	2004 - 2005
1.000 cc. GSX-R 1000	2009 - 2013
1.200 cc. GSF 1200 BANDIT	2006 - 2012
1.250 cc. GSF BANDIT 1250	2007 - 2011
1.250 cc. GSX 1250	2010 - 2012
1.250 cc. GSX FA 1250	2010 - 2012
P40FORK455159	
KAWASAKI	
1.000 cc. KLZ 1000 VERSYS	2012 - 2013
1.000 cc. NINJA ZX-10R 1000	2004 - 2005

APPLICAZIONI / APPLICATIONS	ANNO / YEAR
1.000 cc. ZX-10R 1000	2004 - 2005
1.200 cc. ZX-12R 1200	2000 - 2006
1.400 cc. GTR 1400	2008 - 2013
1.400 cc. NINJA ZX-14R 1400	2006 - 2012
1.400 cc. ZG 1400	2008 - 2012
1.400 cc. ZZR 1400	2006 - 2013
P40FORK455160	
KAWASAKI	
1.600 cc. VN 1600 CLASSIC	2003 - 2007
1.600 cc. VN 1600 CLASSIC TOURER	2005 - 2006
1.600 cc. VN 1600 NOMAD	2005 - 2007
SUZUKI	
600 cc. GSR 600	2006 - 2009
P40FORK455161	
KAWASAKI	
1.000 cc. NINJA ZX-10R 1000	2006 - 2007
1.000 cc. ZX-10R 1000	2006 - 2010
SUZUKI	
1.000 cc. GSX-R 1000	2001 - 2008
1.300 cc. GSX B-KING 1300	2008 - 2010
1.300 cc. GSX-R 1300 HAYABUSA	2008 - 2010
P40FORK455162	
HONDA	
600 cc. VT 600 C SHADOW VLX	2003 - 2006
600 cc. VT 600 VLX DELUXE	2003 - 2006
P40FORK455163	
HONDA	
600 cc. CBR 600 RR	2003 - 2004
1.300 cc. ST 1300	2003 - 2013
1.300 cc. ST 1300 PAN EUROPEAN / ABS	2003 - 2005
1.800 cc. GL 1800 GOLD WING	2003 - 2010
1.800 cc. GL 1800A GOLD WING ABS	2003 - 2005
1.800 cc. VTX 1800 C / S (RETRO)	2003 - 2004
1.800 cc. VTX 1800 R RETRO	2003
1.800 cc. VTX 1800 S RETRO SPK WHL	2003
P40FORK455164	
KAWASAKI	
900 cc. NINJA ZX-9R / ZX 900 B1/B4/C1	2003
P40FORK455165	
APRILIA	
850 cc. SRV	2012
GILERA	
500 cc. NEXUS 500	2003 - 2009
500 cc. NEXUS EU3	2009 - 2011
500 cc. NEXUS SP EURO 3	2003 - 2009
800 cc. GP 800	2008 - 2010
HONDA	
1.100 cc. VT 1100 C2 SHADOW SABRE	2003 - 2006
KAWASAKI	
500 cc. EN 500 A/B/C VULCAN LTD	2003
750 cc. Z 750 / ABS	2004 - 2005
750 cc. Z 750 S	2005 - 2006
750 cc. ZR-7 750 F1-F3/S H1	1999 - 2003
1.000 cc. GTR 1000	2003
PIAGGIO	
400 cc. BEVERLY 400 EURO3	2006 - 2007
400 cc. BEVERLY TOURER 400 EURO3	2008 - 2010
500 cc. BEVERLY 500	2004 - 2006
500 cc. BEVERLY 500 EURO3	2004 - 2006
500 cc. BEVERLY CRUISER 500	2007 - 2012
P40FORK455166	
KAWASAKI	
650 cc. ER-6 F/N	2006 - 2013
650 cc. ER-6F 650 ABS	2006 - 2012
650 cc. ER-6N 650 ABS	2006 - 2012
650 cc. NINJA 650 R	2006 - 2012
750 cc. Z 750 / ABS	2006 - 2012
800 cc. Z 800	2013
SUZUKI	
400 cc. AN BURGMAN 400 4T LC	2007 - 2013
650 cc. AN BURGMAN 650	2003 - 2012
650 cc. GSF 650 BANDIT	2007 - 2012
650 cc. GSX F 650	2008 - 2012
750 cc. GSR 750	2011 - 2013
800 cc. VZ 800 INTRUDER	2005 - 2011

APPLICAZIONI / APPLICATIONS	ANNO / YEAR
P40FORK455166	
YAMAHA	
400 cc. YP 400 MAJESTY / ABS	2004 - 2013
600 cc. FZS 600 FAZER	2002 - 2003
600 cc. YZF 600 R46	2005
600 cc. YZF 600 R6	2005
650 cc. XVS 650	1998 - 2006
650 cc. XVS 650 STAR CLASSIC / CUSTOM / SILVERADO	2006 - 2011
950 cc. XVS 950 A MIDNIGHT STAR	2009 - 2012
1.100 cc. XVS 1100 DRAG STAR / A CLASSIC	2000 - 2006
1.300 cc. XVS V STAR / V STAR TOURER	2007 - 2012
1.700 cc. XV 1700 WARRIOR	2003 - 2010
P40FORK455167	
YAMAHA	
500 cc. XP T-MAX 500 / ABS	2004 - 2007
600 cc. FZ6 / ABS	2010
600 cc. FZ6R 600	2012 - 2013
600 cc. FZR 600	2012
600 cc. XJ 600 N/NSD/SE/SC/SH/SF/SJ/SG/SK SECA II	2009
600 cc. XJ 600 S DIVERSION / CHAIN DRIVE	2009 - 2011
600 cc. XJ6-F DIVERSION 600	2010 - 2013
600 cc. XJ6-N / DIVERSION 600	2009 - 2013
600 cc. YZF 600 R6	2006 - 2013
1.300 cc. XVS STRYKER	2011 - 2012
P40FORK455168	
HONDA	
125 cc. @ 125 NES LC	2001 - 2005
125 cc. FES S-WING 125	2007 - 2010
125 cc. PES INJECTION 125	2006 - 2010
125 cc. PS 125 IJECTION	2006 - 2009
125 cc. SH 125 4T LC	2001 - 2012
150 cc. @ 150 NES LC	2001 - 2005
150 cc. FES 150 S-WING	2007 - 2009
150 cc. PES INJECTION 150	2006 - 2010
150 cc. SH 150 4T LC	2005 - 2012
MBK	
250 cc. YP SKYLINER 250 4T	2000 - 2003
YAMAHA	
250 cc. XV 250 V STAR	2010 - 2013
250 cc. YP 250 MAJESTY 4T LC / DX / ABS	1996 - 2003
P40FORK455169	
APRILIA	
50 cc. RS 50	1999 - 2005
125 cc. ATLANTIC 125	2003 - 2006
125 cc. ATLANTIC EU3 125	2003 - 2008
P40FORK455170	
APRILIA	
750 cc. DORSODURO	2008 - 2012
750 cc. SHIVER	2007 - 2013
750 cc. SHIVER GT 750	2009 - 2013
850 cc. MANA / GT	2008 - 2012
DUCATI	
400 cc. MONSTER 400	2003 - 2004
400 cc. MONSTER 400 I.E.	2005 - 2008
400 cc. MONSTER DARK 400 I.E.	2005
620 cc. MONSTER 620	2004
620 cc. MONSTER 620 I.E. / DARK / EUR / USA	2002 - 2006
620 cc. MONSTER IE / S 620	2002 - 2003
620 cc. SPORT 620	2003
660 cc. MONSTER 659 / ABS (AUST-NZ)	2012 - 2013
695 cc. MONSTER 695	2007
750 cc. SPORT 750	2001 - 2002
800 cc. HYPERMOTARD 796 (2V)	2010 - 2012
800 cc. MONSTER	2003 - 2004
800 cc. MONSTER 795 800 / ABS	2012 - 2013
800 cc. MONSTER S2R 800 / DARK / EUROPE / USA	2005 - 2007
800 cc. SPORT 800	2003
800 cc. SUPERSPORT 800 EUROPE / USA	2005
800 cc. SUPERSPORT 800	2004
848 cc. STREETFIGHTER 848	2012 - 2013
850 cc. 848 / NH / EVO	2009 - 2012
900 cc. MH EVOLUZIONE 900	2001 - 2002
900 cc. SPORT 900 I.E.	2002
1.000 cc. GT 1000 EUROPE/USA	2007 - 2010
1.000 cc. SPORT CLASSIC 1000 EUROPA / USA	2006 - 2009
1.000 cc. SPORT MONOPOSTO JPN	2007

APPLICAZIONI / APPLICATIONS	ANNO / YEAR
1.100 cc. 1098	2007 - 2008
1.100 cc. HYPERMOTARD EVO 1100	2013
1.100 cc. MONSTER EVO ABS 1100	2011 - 2012
1.100 cc. STREETFIGHTER	2010 - 2011
1.200 cc. 1198	2009 - 2010
P40FORK455171	
APRILIA	
50 cc. RS 50	1999 - 2005
125 cc. ATLANTIC 125	2003 - 2011
125 cc. SPORT CITY 125	2004 - 2006
125 cc. SPORT CITY CUBE 125	2008 - 2010
125 cc. SPORT CITY EU3	2007 - 2008
125 cc. SR 125 SPORT CITY	2006
200 cc. ATLANTIC 200 4T LC	2003 - 2006
200 cc. SPORT CITY 200	2006 - 2008
200 cc. SPORT CITY CUBE 200	2008 - 2010
250 cc. ATLANTIC 250	2003 - 2009
250 cc. SCARABEO LIGHT 250	2006 - 2008
250 cc. SPORT CITY 250	2006 - 2008
250 cc. SPORT CITY CUBE 250	2008 - 2010
300 cc. ATLANTIC 300	2010 - 2011
300 cc. SCARABEO LIGHT 300	2009
300 cc. SPORT CITY 300	2006
300 cc. SPORT CITY CUBE 300	2008 - 2010
400 cc. ATLANTIC SPRINT 400	2005 - 2008
500 cc. ATLANTIC SPRINT 500	2005 - 2008
DERBI	
125 cc. RAMBLA	2008
125 cc. RAMBLA	2008
250 cc. RAMBLA 250	2008
300 cc. RAMBLA 300	2010
P40FORK455172	
DERBI	
50 cc. GP1 OPEN EU2	2006 - 2009
GILERA	
50 cc. RUNNER PUREJET 50	2002 - 2007
50 cc. RUNNER PUREJET 50 RACE	2006
50 cc. RUNNER PUREJET 50 ST	2008
50 cc. RUNNER SP 50 LC	2002 - 2007
50 cc. RUNNER SP 50 RACE	2006
50 cc. RUNNER SP 50 SC	2006 - 2007
50 cc. STALKER 50	1997 - 2008
50 cc. STALKER SPECIAL EDITION	2007 - 2008
125 cc. RUNNER FX 125 LC	1997 - 2002
PIAGGIO	
50 cc. NRG 50 EXTREME	1999 - 2000
50 cc. NRG MC3 50 AIR	2001 - 2004
50 cc. NRG MC3 50 LC	2001 - 2002
50 cc. NRG POWER DD 50	2005 - 2010
50 cc. NRG POWER DT 50	2006 - 2008
50 cc. NRG POWER PUREJET 50	2004 - 2006
50 cc. NRG PUREJET 50	2002 - 2010
125 cc. SKIPPER 125 4T	2000 - 2002
P40FORK455174	
DERBI	
50 cc. SENDA R X-RACE E2	2007 - 2010
50 cc. SENDA R X-TREM	2007 - 2008
50 cc. SENDA R X-TREM E2	2007 - 2010
50 cc. SENDA R X-TREM EU2	2007 - 2010
50 cc. SENDA SM X-RACE	2007
50 cc. SENDA SM X-RACE E2	2007 - 2010
50 cc. SENDA SM X-TREM	2007 - 2008
50 cc. SENDA SM X-TREM EU2	2010
125 cc. MULHACEN 4T EU3	2010
125 cc. MULHACEN EU3 125	2007 - 2010
125 cc. TERRA EU3 125	2007 - 2008
YAMAHA	
125 cc. X-CITY 125 VP	2008 - 2010
250 cc. X-CITY 250 VP	2007 - 2012
P40FORK455183	
BMW	
650 cc. F 650 CS SCARVER	2000 - 2005
650 cc. F 650 GS	2006 - 2012
700 cc. F 700 GS	2013
1.200 cc. HP2 SPORT 1200	2007 - 2010

APPLICAZIONI / APPLICATIONS	ANNO / YEAR
P40FORK455183	
1.200 cc. R 1200 GS ADVENTURE	2005 - 2012
1.200 cc. R 1200 GS/HP2	2003 - 2012
1.200 cc. R 1200 R	2011 - 2012
1.200 cc. R 1200 ST/RT	2003 - 2012
P40FORK455184	
SUZUKI	
125 cc. UH BURGMAN 125	2007 - 2013
200 cc. UH BURGMAN 200	2007 - 2013
YAMAHA	
125 cc. YZF 125 R	2008 - 2012
P40FORK455185	
YAMAHA	
125 cc. X-MAX 125 YP R / ABS	2010 - 2012
125 cc. XVS 125 DRAG STAR	2000 - 2004
250 cc. X-MAX 250 YP R / BLACK	2010 - 2012
250 cc. X-MAX SPORT / ABS	2011
250 cc. XVS 250 DRAG STAR	2001 - 2004
P40FORK455186	
KYMCO	
250 cc. X CITING/ X CITING i 250	2005 - 2007
300 cc. X CITING 300I / R	2008 - 2009
500 cc. X-CITING / I / R 500	2005 - 2009
P40FORK455187	
KYMCO	
125 cc. DOWNTOWN 125	2009
200 cc. DOWNTOWN i 200	2010
250 cc. PEOPLE 250 4T	2003 - 2004
250 cc. PEOPLE S/PEOPLE S i 250	2006 - 2007
300 cc. DOWNTOWN 300 / ABS	2009 - 2011
300 cc. PEOPLE 300 GTi	2010 - 2011
300 cc. PEOPLE 300 SI	2008
SUZUKI	
125 cc. VL 125 INTRUDER	2000 - 2007
250 cc. INAZUMA 250	2013
250 cc. VL 250 INTRUDER	2000 - 2007
P40FORK455188	
APRILIA	
50 cc. SPORT CITY ONE 50 2T	2008 - 2010
50 cc. SPORT CITY ONE 50 4T	2008 - 2010
125 cc. SPORT CITY ONE	2008 - 2010
DERBI	
50 cc. BOULEVARD 50 4T	2009
50 cc. BOULEVARD 50 EU2 2T	2009 - 2012
100 cc. BOULEVARD 100	2010 - 2011
125 cc. BOULEVARD 125 EU3	2008 - 2012
PIAGGIO	
50 cc. FLY 50 2T	2010
50 cc. FLY 50 4T	2008 - 2010
125 cc. LIBERTY MOC 125 4T	2009 - 2013
150 cc. LIBERTY MOC 150 4T	2009 - 2013
P40FORK455190	
HONDA	
250 cc. CBR 250 R / ABS	2011 - 2013
KAWASAKI	
300 cc. NINJA 300 EX 300 / ABS	2013
P40FORK455191	
BMW	
800 cc. F 800 GS	2013
KTM	
1.190 cc. RC8 1190	2013
1.190 cc. RC8 1190 R / BLACK/WHITE	2011 - 2012
P40FORK455193	
APRILIA	
750 cc. DORSODURO	2008 - 2012
850 cc. MANA / GT	2009 - 2012
1.000 cc. RSV4 1000 R/FACTORY/SPECIAL EDITION	2011 - 2013
1.000 cc. TUONO V4 R STD - APRC 1000	2011 - 2013
1.000 cc. TUONO V4 R STD - APRC 1000	2011 - 2013
1.200 cc. CAPONORD 1200	2013
1.200 cc. DORSODURO 1200	2011 - 2013
P40FORK455194	
BMW	
1.000 cc. K1	1989 - 1992
1.000 cc. K100 RS	1990 - 1992

APPLICAZIONI / APPLICATIONS	ANNO / YEAR
1.100 cc. K 1100 LT	1992 - 1997
1.100 cc. K 1100 RS	1992 - 1996
P40FORK455195	
BMW	
750 cc. K75	1985 - 1995
1.000 cc. K 100 LT	1986 - 1991
1.000 cc. K 100 RT	1984 - 1988
1.000 cc. K100	1984 - 1986
1.000 cc. K100 RS	1984 - 1989
P40FORK455196	
BMW	
650 cc. R65	1985 - 1987
800 cc. R80	1984 - 1987
1.000 cc. R100 RS	1987 - 1992
1.000 cc. R100 RT	1987 - 1995
P40FORK455197	
KYMCO	
125 cc. G-DINK 125	2012
300 cc. G-DINK 300	2012
P40FORK455198	
PIAGGIO	
50 cc. LIBERTY 2T	2006 - 2008
50 cc. LIBERTY 4T DELIVERY	2010 - 2011
50 cc. LIBERTY 4T SPORT	2006 - 2008
50 cc. LIBERTY 50 RST 4T	2005 - 2006
50 cc. LIBERTY 50 SPORT 2T	2006 - 2008
50 cc. LIBERTY MOC 50 2T	2009 - 2011
50 cc. LIBERTY MOC 50 4T	2009 - 2011
P40FORK455199	
APRILIA	
50 cc. RS4 50	2011 - 2013
125 cc. RS-4 125	2011 - 2013
P40FORK455204	
HONDA	
50 cc. DIO VISION NSC50	2011 - 2012
110 cc. DIO VISION NSC110	2011 - 2012

PARAOLIO - ELENCO PER MISURA / OIL SEALS - LIST BY DIMENSIONS

DIMENSIONI / SIZES	NOTE / NOTES	ATHENA #	ATHENA #	NOTE / NOTES	DIMENSIONI / SIZ
		P40FORK455206	37x49x8/9,5	MGR-RSD2 37x49x8/9,5	P40FORK455040
22,0 x 36,0 x 8,0		M730101308900	37x50x11	MGR-RSA 37x50x11	P40FORK455143
22,0 x 40,0 x 7,0		M730901320000	37x50x11	MGR-RSA 37x50x11	P40FORK455190
35,0 x 47,0 x 7,0		M730902760013	37x50x11	MGR-RSA 37x50x11	P40FORK455042
20x32x5	MGR-RSDY 20x32x5	P40FORK455082	38,5x48x7	MGR-RS 38,5x48x7	P40FORK455046
25,7x35x7/9	MGR-RSD2 25,7x35x7/9	P40FORK455068	38,0 x 48,0 x 10,0	MGR-SW 38x48x10	P40FORK455084
25,7x37x10,5	MGR-RSD 25,7x37x10,5	P40FORK455002	38x50x10,5	MGR-RSD 38x50x10,5	P40FORK455044
25x35x9	MGR-RSD 25x35x9	P40FORK455001	38x50x7/8	MGR-RSD2 38x50x7/8	P40FORK455063
26x35,5/37,7x6/13,5	MGR-RSDOY 26x35,5/37,7x6/13,5	P40FORK455081	38x50x8/9,5	MGR-RSD2 38x50x8/9,5	P40FORK455043
26,0 x 36,0 x 10,5	MGR-RSD 26x36x10,5	P40FORK455003	38x52x11	MGR-RSA 38x52x11	P40FORK455045
26x37x10,5	MGR-RSD 26x37x10,5	P40FORK455004	39x51x8/10,5	MGR-RSD2 39x51x8/10,5	P40FORK455047
27x37x7,5/9,5	MGR-RSD2 27x37x7,5/9,5	P40FORK455005	39x51x8/9,5	MGR-RSD 39x51x8/9,5	P40FORK455162
27x39x10,5	MGR-RSD 27x39x10,5	P40FORK455080	39X52X10/10,5	MGR-RSD2 39X52X10/10,5	P40FORK455186
28x38x7	MGR-RSD 28x38x7	P40FORK455079	39x52x11	MGR-RSA 39x52x11	P40FORK455048
28x38x7/9	MGR-RSD2 28x38x7/9	P40FORK455112	40x49,5x7/9,5	MGR-RSA 40x49,5x7/9,5	P40FORK455065
28,0 x 40,0 x 10,5	MGR-MRSD 28x40x10,5	P40FORK455008	40x52,2x10/10,5	MGR-RSD 40x52,2x10/10,5	P40FORK455138
28,0 x 41,0 x 10,5	MGR-RSD 28x41x10,5	P40FORK455009	40x52,5x4,6/14	MGR-Y 40x52,5x4,6/14	P40FORK455189
29,8x40x7	MGR-RSD 29,8x40x7	P40FORK455075	40x52x10/10,5	MGR-RSD2 40x52x10/10,5	P40FORK455050
29x41x11	MGR-RSA 29x41x11	P40FORK455010	40x52x8/10,5	MGR-RSD2 40x52x8/10,5	P40FORK455049
30x38/42x12	MGR-RSDOY 30x38/42x12	P40FORK455083	40x52x9,5/10,5	MGR-RSDY 40x52x9,5/10,5	P40FORK455087
30x39/43x11,60	MGR-RSA 30x39/43x11,60	P40FORK455172	40x54,5/59x15	MGR-RS 40x54,5/59x15	P40FORK455175
30x40,5x10,5	MGR-RSA 30x40,5x10,5	P40FORK455012	40x56,5/59x15	MGR-RS 40x56,5/59x15	P40FORK455176
30x40x7/9	MGR-RSD2 30x40x7/9	P40FORK455107	41,5x54x10,5/11,2	MGR-SD 41,5x54x10,5/11,2	P40FORK455104
30x40x8/9	MGR-RSD2 30x40x8/9	P40FORK455011	41,7x55x10/10,5	MGR-RSD2 41,7x55x10/10,5	P40FORK455064
30x42x10,5	MGR-RSD 30x42x10,5	P40FORK455013	41,7x55x8/10,5	MGR-RSD2 41,7x55x8/10,5	P40FORK455067
30x42x11	MGR-RSA 30x42x11	P40FORK455149	41x51x6	MGR-RS 41x51x6	P40FORK455051
31,74x42x9	MGR-RSD 31,74x42x9	P40FORK455106	41x52,2x11	MGR-RSA 41x52,2x11	P40FORK455183
31,7x42x7/9	MGR-RSD2 31,7x42x7/9	P40FORK455017	41x53,1x8/9,5	MGR-RSD2 41x53,1x8/9,5	P40FORK455090
31x41x9/11	MGR-RSD2 31x41x9/11	P40FORK455014	41x53,5x4,8/14	MGR-Y 41x53,5x4,8/14	P40FORK455100
31x43x10,3	MGR-RSA 31x43x10,3	P40FORK455015	41x53x10,5	MGR-RSD 41x53x10,5	P40FORK455053
31x43x12,5	MGR-RSD 31x43x12,5	P40FORK455016	41x53x11	MGR-RSD 41x53x11	P40FORK455167
32x42x7	MGR-RS 32x42x7	P40FORK455109	41x53x8/10,5	MGR-RSA 41x53x8/10,5	P40FORK455165
32x42x8/9	MGR-RSD2 32x42x8/9	P40FORK455066	41x53x8/10,5	MGR-RSA 41x53x8/10,5	P40FORK455166
32x43x10,5	MGR-RSD 32x43x10,5	P40FORK455134	41x53x8/9,5	MGR-RSD2 41x53x8/9,5	P40FORK455052
32x43x12,5	MGR-MRSD 32x43x12,5	P40FORK455018	41x54x11	MGR-RSA 41x54x11	P40FORK455054
32x44x10,5	MGR-RSA 32x44x10,5	P40FORK455188	42x54x11	MGR-RSD2 42x54x11	P40FORK455156
32x44x10,5	MGR-RSD 32x44x10,5	P40FORK455019	42x54x11	MGR-RSA 42x54x11	P40FORK455157
32x44x11	MGR-RSD 32x44x11	P40FORK455074	43x53,4x5,8/11,8	MGR-RS 43x53,4x5,8/11,8	P40FORK455125
32x45x8/10	MGR-RSA 32x45x8/10	P40FORK455184	43x53x9,5	MGR-RSD 43x53x9,5	P40FORK455127
33x45x10	MGR-RSD 33x45x10	P40FORK455133	43x54,3x6/13	MGR-SCY 43x54,3x6/13	P40FORK455095
33x45x11	MGR-RSD 33x45x11	P40FORK455024	43x54x11	MGR-RSD 43x54x11	P40FORK455056
33x45x8/10,5	MGR-RSD2 33x45x8/10,5	P40FORK455023	43x54x11	MGR-RSA 43x54x11	P40FORK455170
33x45x8/10,5	MGR-RSA 33x45x8/10,5	P40FORK455168	43x54x9,5/10	MGR-RSD2 43x54x9,5/10	P40FORK455092
33x46x10,5	MGR-RSD 33x46x10,5	P40FORK455025	43x54x9,5/10,5	MGR-RSD2 43x54x9,5/10,5	P40FORK455055
33x46x11	MGR-RSA 33x46x11	P40FORK455026	43x55,1x9,5/10	MGR-RSD2 43x55,1x9,5/10	P40FORK455057
34,7x47x9	MGR-RSD 34,7x47x9	P40FORK455136	43x55,1x9,5/10	MGR-RSD 43x55,1x9,5/10	P40FORK455089
34x46x10,5	MGR-MRSD 34x46x10,5	P40FORK455028	43x55,5x4,7/14	MGR-Y 43x55,5x4,7/14	P40FORK455098
35x47,4x4,6/14	MGR-RS 35x47,4x4,6/14	P40FORK455182	43x55x10,5	MGR-RSD 43x55x10,5	P40FORK455058
35x47x10	MGR-RSA 35x47x10	P40FORK455169	43x55x9,5/10,5 TIPO J	MGR-RSA 43x55x9,5/10,5 TIPO J	P40FORK455159
35x47x7,5/10	MGR-RSA 35x47x7,5/10	P40FORK455061	43x55x9,5/10,5 TIPO K	MGR-RSA 43x55x9,5/10,5 TIPO K	P40FORK455160
35x47x7/9	MGR-RSD2 35x47x7/9	P40FORK455062	43x55x9,5/10,5 TIPO L	MGR-RSA 43x55x9,5/10,5 TIPO L	P40FORK455161
35x47x9,5/10	MGR-RSD 35x47x9,5/10	P40FORK455029	45x57,3x6/13	MGR-SCY 45x57,3x6/13	P40FORK455094
35x48,1x8/10,5	MGR-RSD2 35x48,1x8/10,5	P40FORK455185	45x57x11	MGR-RSA 45x57x11	P40FORK455059
35x48x10,5	MGR-RSD 35x48x10,5	P40FORK455031	45x57x11	MGR-RSA 45x57x11	P40FORK455088
35x48x11	MGR-RSA 35x48x11	P40FORK455032	45x57x11	MGR-RSA 45x57x11	P40FORK455163
35x48x11	MGR-RSD 35x48x11	P40FORK455135	45x58x11	MGR-RSD 45x58x11	P40FORK455085
35x48x8/10,5	MGR-RSA 35x48x8/10,5	P40FORK455171	45x58x8,5/11	MGR-RSD2 45x58x8,5/11	P40FORK455069
36x46x7/9	MGR-RSD2 36x46x7/9	P40FORK455034	46x58,1x10,5	MGR-RSA 46x58,1x10,5	P40FORK455116
36x48x10,5	MGR-RSD 36x48x10,5	P40FORK455036	46x58,1x10,5/11,5	MGR-RSD2 46x58,1x10,5/11,5	P40FORK455105
36x48x11	MGR-RSD 36x48x11	P40FORK455132	46x58,1x9,5/11,5	MGR-RSA 46x58,1x9,5/11,5	P40FORK455086
36x48x11/12,5	MGR-RSD2 36x48x11/12,5	P40FORK455037	46x58,5x11,6	MGR-RS 46x58,5x11,6	P40FORK455121
36x48x8/9,5	MGR-RSD2 36x48x8/9,5	P40FORK455035	46x58,5x4,7/11,6	MGR-SCY 46x58,5x4,7/11,6	P40FORK455099
36x48x8/9,5	MGR-RSD2 36x48x8/9,5	P40FORK455091	46x58x10,5	MGR-RSA 46x58x10,5	P40FORK455164
36x49x8/10,5	MGR-RSA 36x49x8/10,5	P40FORK455187	46x58x10,5/11,5	MGR-RSD2 46x58x10,5/11,5	P40FORK455060
36x50x7/9	MGR-RSD2 36x50x7/9	P40FORK455072	47x58,3x6/10,5	MGR-SCY 47x58,3x6/10,5	P40FORK455096
37x48x10,5/12	MGR-RSD 37x48x10,5/12	P40FORK455038	47x58x10	MGR-RSD 47x58x10	P40FORK455076
37x48x12,5/13,5	MGR-RSD2 37x48x12,5/13,5	P40FORK455039	47x58x10	MGR-RSD 47x58x10	P40FORK455122
37x49,1x8/10,5	MGR-RSA 37x49,1x8/10,5	P40FORK455174	48x58,45x5,3/11,5	MGR-RS 48x58,45x5,3/11,5	P40FORK455126

DIMENSIONI / SIZES	NOTE / NOTES	ATHENA #	ATHENA #	NOTE / NOTES	DIMENSIONI / SIZES
48x58x9	MGR-RSD 48x58x9	P40FORK455128	Showa 43	Showa 43	P40FORKKIT002
48x61x11	MGR-RS 48x61x11	P40FORK455129	Showa 43	Showa 43	P40FORKKIT003
49x60,3x6/14	MGR-Y 49x60,3x6/14	P40FORK455097	Showa 45	Showa 45	P40FORKKIT001
49x60x10	MGR-RSD 49x60x10	P40FORK455073	Showa 46 / kayaba 46	Showa 46 / kayaba 46	P40FORKKIT004
50x59,6/60x7/10,5	MGR-RSA 50x59,6/60x7/10,5	P40FORK455077	Showa 46 / kayaba 46	Showa 46 / kayaba 46	P40FORKKIT005
50x63x11	MGR-RSA 50x63x11	P40FORK455078	Showa 46 / kayaba 46	Showa 46 / kayaba 46	P40FORKKIT012
29x40,5x10,5	MGR-RSA 29x40,5x10,5	P40FORK455198	Showa 47	Showa 47	P40FORKKIT007
34x48x11	MGR-RSA 34x48x11	P40FORK455197	Showa 49	Showa 49	P40FORKKIT011
35x48x8/10,5	MGR-RSD2 35x48x8/10,5	P40FORK455146	Withe power 43	Withe power 43	P40FORKKIT015
38,5x48x7	MGR-SD 38,5x48x7	P40FORK455196	Withe power 48	Withe power 48	P40FORKKIT014
40x52x10	MGR-RSA 40x52x10	P40FORK455199	Withe power 48	Withe power 48	P40FORKKIT016
41,4x51x6	MGR-SD 41,4x51x6	P40FORK455195			
41x53x8/10,5	MGR-RSD2 41x53x8/10,5	P40FORK455148			
42X53,8X9,6/11,6	MGR-RSA 42X53,8X9,6/11,6	P40FORK455193			
43x52,7x7/8	MGR-RSA 43x52,7x7/8	P40FORK455103			
43x52,7x9,5/10,3	MGR-RS 43x52,7x9,5/10,3	P40FORK455101			
43x52,9x9/11,4	MGR-RSA 43x52,9x9/11,4	P40FORK455192			
43x52,9x9/11,4	MGR-RSA 43x52,9x9/11,4	P40FORK455191			
43x55x9,5/10,5	MGR-RSA 43x55x9,5/10,5	P40FORK455153			
48x57,7x9,5/10,3	MGR-RS 48x57,7x9,5/10,3	P40FORK455102			
48x59x10,5	MGR-RS 48x59x10,5	P40FORK455124			
D.41 1340 FLHS/FXST '8	MGR-RSA D.41 1340 FLHS/FXST '84-92	P400195455902			
NOK 43x54x11	MGR-RSD NOK 43x54x11	P40FORK455093			
NOK 48x57,9x11,5	MGR-RSA NOK 48x57,9x11,5	P40FORK455141			
NOK 48x58,1x8,5/10,5	MGR-RSA NOK 48x58,1x8,5/10,5	P40FORK455139			
35,0 x 48,0 x 11,0	MGR-RSA XL/XLH 883-1100-1200 (SHOWA 35mm) 84-87	P400195455900			
39,0 x 52,0 x 11,0	MGR-RSA XL/XLH 883-1100-1200 (showa 39mm) 87-up	P400195455901			
35,0 x 47,0 x 9,5	1000 XLH, XLCH 72 - 73	P400195455738			
27x51,5x30	27x51,5x30	P40FORK455142			
29,75x42/47,9x5/12,5	29,75x42/47,9x5/12,5	P40FORK455180			
33x46,3x14,7	33x46,3x14,7	P40FORK455119			
33x46x11	33x46x11	P40FORK455137			
35,5x48x11	35,5x48x11	P40FORK455144			
35x46x11	35x46x11	P40FORK455115			
35x48,5/53x5,8/15	35x48,5/53x5,8/15	P40FORK455181			
36x48,5x14	36x48,5x14	P40FORK455118			
36x50,5x8	36x50,5x8	P40FORK455177			
36x53,7x13,7	36x53,7x13,7	P40FORK455178			
38x50x8/9,5	38x50x8/9,5	P40FORK455152			
45x58,4x4,6/14	45x58,4x4,6/14	P40FORK455179			
46x58,5x11,6	46x58,5x11,6	P40FORK455120			
48x58,1x8,5/10,5	48x58,1x8,5/10,5	P40FORK455123			
48x58,45x5,8/13,3	48x58,45x5,8/13,3	P40FORK455140			
48x58,5x4,70/11,50	48x58,5x4,70/11,50	P40FORK455131			
48x61,2x6/15	48x61,2x6/15	P40FORK455130			
41,0 x 54,0 x 6,5	74" FL/FLH 48 - 65 / FI models 1949 - early 77 d.41 mm	P400195455898			
33,3 x 43,9 x 6,3	900 XL/XLH/XLCH 57 - 71	P400195455730			
41,3 x 54,0 x 13,0	FL MODELS 77-84 and FXWG, FLHT and FLT MODELS 80-83	P400195455899			
Fx models with 35 mm. sh	Fx models with 35 mm. showa forks 75-83	P400195455461			
Kayaba 33	Kayaba 33	P40FORKKIT008			
Kayaba 36	Kayaba 36	P40FORKKIT009			
Kayaba 43	Kayaba 43	P40FORKKIT013			
Kayaba 48	Kayaba 48	P40FORKKIT010			
Kayaba 48	Kayaba 48	P40FORKKIT017			
Marzocchi 47	Marzocchi 47	P40FORKKIT006			
NOK 43x55x11/14	NOK 43x55x11/14	P40FORK455154			
O 41,7x55x7,5/10	MGR-SDO 41,7x55x7,5/10	P40FORK455194			
Serie paraolio e parapolve	Serie paraolio e parapolvere forcella	P40FORKKIT018			
Serie paraolio e parapolve	Serie paraolio e parapolvere forcella	P40FORKKIT022			
Serie paraolio e parapolve	Serie paraolio e parapolvere forcella	P40FORKKIT020			
Serie paraolio e parapolve	Serie paraolio e parapolvere forcella	P40FORKKIT021			
Serie paraolio e parapolve	Serie paraolio e parapolvere forcella KAYABA 48	P40FORKKIT023			
Serie paraolio forcella MG	Serie paraolio forcella MGR-RSA 26x37x10,5	P40FORK455204			
Serie paraolio forcella MG	Serie paraolio forcella MGR-RSD 47x58x8,5/10	P40FORK455200			
Serie paraolio forcella MG	Serie paraolio forcella MGR-SDO 35x45,99x11	P40FORK455202			
Serie parapolvere forcella	Serie parapolvere forcella 30,5x51,2x7/12	P40FORK455203			
Serie parapolvere forcella	Serie parapolvere forcella 32,5*43,5/47*8/14	P40FORK455205			
Serie parapolvere forcella	Serie parapolvere forcella SCY 45,5x62x7,5/10	P40FORK455201			

PARAPOLVERE - APPLICAZIONI PER CODICE / DUST SEALS - APPLICATION BY CODE

APPLICAZIONI / APPLICATIONS	ANNO / YEAR
P40FORK455094	
HONDA	
900 cc. CBR 900 R / RR	1993 - 1999
1.500 cc. GL 1500 A / I / SE	1997 - 2003
P40FORK455095	
HONDA	
1.100 cc. CBR 1100 XX	1997 - 1998
P40FORK455100	
YAMAHA	
600 cc. TT 600 N	1993 - 1997
660 cc. MT-03 660	2006 - 2011
660 cc. XTZ 660 TENERE'	2008 - 2012
1.200 cc. XT 1200 Z SUPER TENERE	2010 - 2013
P40FORK455125	
KTM	
1.190 cc. RC8 1190	2008 - 2011
P40FORK455130	
YAMAHA	
400 cc. YP 400 MAJESTY / ABS	2004 - 2013
600 cc. FZS 600 FAZER	2002 - 2003
600 cc. XJ 600 N/NSD/SE/SC/SH/SF/SJ/SG/SK SECA II	1997 - 2002
600 cc. XJ 600 S DIVERSION / CHAIN DRIVE	1997 - 2002
650 cc. XVS 650	1997 - 2002
950 cc. XVS 950 A MIDNIGHT STAR	2009 - 2012
1.000 cc. YZF 1000 R1	1998 - 2001
1.100 cc. XVS 1100 DRAG STAR	2000 - 2003
1.300 cc. FJR 1300	2001 - 2003
P40FORK455175	
HONDA	
400 cc. CB 400 F / F1 / F2	1989 - 1990
600 cc. CB 600 HORNET F / S F2	2004
600 cc. CBR 600 F	1991 - 1998
600 cc. CBR 600 F599	1991 - 2000
750 cc. CB 750 K	1991 - 2003
750 cc. CB 750 SEVEN FIFTY / NIGHTHAWK	1991 - 2003
750 cc. VT 750 C MAGNA	1994 - 2003
750 cc. VT 750 CD SHADOW ACE DXL	1995 - 1999
750 cc. VT 750 DCA SHADOW SPIRIT	2001 - 2007
1.000 cc. CBR 1000 F / FP	1987 - 1996
1.000 cc. VTR 1000 F FIRESTORM	1998 - 2005
1.100 cc. VT 1100 C1 SHADOW/SPIRIT	1985 - 2007
1.200 cc. GL 1200 / GOLDWING / INTERSTATE	1984 - 1987
1.300 cc. VTX 1300 C	2004 - 2007
1.300 cc. VTX 1300 R / RETRO	2005 - 2007
1.300 cc. VTX 1300 S	2003 - 2007
1.500 cc. GL 1500 A / I / SE	1988 - 1995
P40FORK455176	
HONDA	
600 cc. CB 600 HORNET F / S F2	2005 - 2011
600 cc. CBR 600 F	2011
600 cc. CBR 600 RR	2005 - 2013
700 cc. NT 700 V DEAUVILLE / ABS	2006 - 2011
700 cc. XL 700 V TRANSALP	2008 - 2011
1.300 cc. VT 1300	2010 - 2011
KAWASAKI	
600 cc. NINJA ZX-6R 600 (ZX6/ZX6R)	2007 - 2013
600 cc. NINJA ZX-6RR 600	2005 - 2006
650 cc. KLE VERSYS 650 / ABS	2007 - 2013
900 cc. VULCAN 900 CLASSIC / LT	2006 - 2013
900 cc. VULCAN 900 COSTUM	2007 - 2013
1.000 cc. Z 1000 / ABS	2007 - 2013
1.000 cc. ZX 1000 GBF NINJA 1000	2011 - 2013
SUZUKI	
600 cc. GSX-R 600	2006 - 2013
650 cc. SFV 650 GLADIUS	2009 - 2011
650 cc. SV 650	2003 - 2009
750 cc. GSX-R 750	2006 - 2013
P40FORK455178	
DERBI	
50 cc. SENDA R X-RACE E2	2007 - 2010
50 cc. SENDA R X-TREM E2	2007 - 2010
50 cc. SENDA R X-TREM EU2	2007 - 2010
50 cc. SENDA SM X-RACE E2	2007 - 2010
50 cc. SENDA SM X-TREM EU2	2007 - 2010

APPLICAZIONI / APPLICATIONS	ANNO / YEAR
125 cc. CROSS CITY EU3 125	2007 - 2008
125 cc. MULHACEN EU3 125	2007 - 2010
125 cc. TERRA EU3 125	2007 - 2008
P40FORK455179	
BMW	
650 cc. G650 XCHALLENGE 650	2006 - 2007
650 cc. G650 XCOUNTRY 650	2006 - 2010
650 cc. G650 XMOTO 650	2006 - 2007
800 cc. F 800 GS	2006 - 2012
1.200 cc. HP2 1200 ENDURO	2004 - 2006
1.200 cc. HP2 MEGAMOTO 1200	2006 - 2008
P40FORK455180	
MBK	
50 cc. BOOSTER CW L 50	2001 - 2003
50 cc. BOOSTER CW L SPIRIT 50	2003
50 cc. BOOSTER CW NAKED 50	2003
50 cc. BOOSTER CW RS NG 50	1995 - 2003
50 cc. BOOSTER CW RS NG EURO1 50	1999 - 2000
50 cc. BOOSTER CW RSP ROCKET 50	1997 - 1998
50 cc. BOOSTER CW SP SPIRIT EURO2 50	2002
50 cc. BOOSTER CW SPIRIT EURO2 50	2002 - 2003
50 cc. YQ L NITRO JAGUAR 50	2004
50 cc. YQ NITRO 50 LC / CAT	1997 - 2004
50 cc. YQ NITRO EURO2 50	2003
100 cc. YQ NITRO 100	2000 - 2002
YAMAHA	
50 cc. BW'S NAKED 50	2003
50 cc. BW'S NEXT GENERATION 50	1999 - 2006
50 cc. BW'S NEXT GENERATION 50 KAT	1999 - 2000
50 cc. BW'S ORIGINAL EURO2 50	2003
50 cc. CW 50 RS SPY	1995 - 1998
50 cc. CW BW'S ORIGINAL EURO2 50	2002
50 cc. CW L BW'S 50	2003
50 cc. CW SP BW'S ORIGINAL EURO2 50	2002
50 cc. YQ AEROX 50 LC	1997 - 2011
50 cc. YQ L AEROX EURO2 50	2003
100 cc. YQ AEROX 100	2000 - 2002
P40FORK455181	
HONDA	
300 cc. SH 300 / ABS	2007 - 2012
P40FORK455182	
APRILIA	
50 cc. SPORT CITY ONE 50 2T	2008 - 2011
50 cc. SPORT CITY ONE 50 4T	2008 - 2010
DERBI	
50 cc. BOULEVARD 50 4T	2009
50 cc. BOULEVARD 50 EU2 2T	2009 - 2012
125 cc. BOULEVARD 125 EU3	2008 - 2012
PIAGGIO	
50 cc. FLY 50 2T	2008 - 2011
50 cc. FLY 50 4T	2008 - 2011
125 cc. FLY EU3 125	2008 - 2011
150 cc. FLY / EURO3	2008 - 2011
P40FORK455189	
APRILIA	
125 cc. RS 125 / REPLICA	2006 - 2010
125 cc. RX 125	2008 - 2010
125 cc. SX 125	2008 - 2010
BMW	
600 cc. C 600 SPORT	2013
650 cc. C 650 GT	2013
DERBI	
50 cc. SENDA R DRD PRO EU2	2005 - 2011
50 cc. SENDA SM DRD PRO EU2	2005 - 2011
P40FORK455192	
BMW	
800 cc. F 800 GS	2013
KTM	
1.190 cc. RC8 1190 R / BLACK/WHITE	2011 - 2012

GLOSSARIO E LEGENDA

PARAOILIO MOTORE

FKM	VITON
ACM	POLIACRILICO

PARAOILIO MOTORE CON ESTERNO IN GOMMA

MGR-S	CON LABBRO DI TENUTA
MGR-SD	CON LABBRO DI TENUTA E UN LABBRO PARAPOLVERE
MGR-SO	CON LABBRO DI TENUTA SENZA MOLLA
MGR-SDO	CON LABBRO DI TENUTA SENZA MOLLA E UN LABBRO PARAPOLVERE
MGR-FAJ	CON LABBRO DI TENUTA IN TEFLON
MGR-FPJ	CON LABBRO DI TENUTA IN TEFLON E UN LABBRO PARAPOLVERE
MGR-SW	CON DOPPIO LABBRO DI TENUTA

PARAOILIO MOTORE CON ESTERNO IN METALLO

MGM-MS	CON LABBRO DI TENUTA
MGM-MSD	CON LABBRO DI TENUTA E UN LABBRO PARAPOLVERE
MGM-MSO	CON LABBRO DI TENUTA SENZA MOLLA

PARAOILIO FORCELLA

MGM-MRSD	CON ESTERNO IN METALLO CON UN LABBRO DI TENUTA E UN LABBRO PARAPOLVERE
MGR-RS	CON ESTERNO IN GOMMA CON UN LABBRO DI TENUTA
MGR-RSD	CON ESTERNO IN GOMMA CON UN LABBRO DI TENUTA E UN LABBRO PARAPOLVERE
MGR-RSD2	CON ESTERNO IN GOMMA CON UN LABBRO DI TENUTA E UN LABBRO PARAPOLVERE SPORGENTE
MGR-RSA	CON ESTERNO IN GOMMA CON DOPPIO LABBRO DI TENUTA

KEY TO SYMBOLS

ENGINE OIL SEALS

FKM	VITON
ACM	POLYACRYLIC

OUTSIDE RUBBER TYPE ENGINE OIL SEAL

MGR-S	WITH ONE SEAL-LIP
MGR-SD	WITH ONE SEAL-LIP AND ONE DUST-LIP
MGR-SO	WITH ONE SEAL-LIP WITHOUT SPRING
MGR-SDO	WITH ONE SEAL-LIP WITHOUT SPRING AND ONE DUST-LIP
MGR-FAJ	WITH ONE TEFLON SEAL-LIP
MGR-FPJ	WITH ONE TEFLON SEAL-LIP AND ONE DUST-LIP
MGR-SW	WITH DOUBLE SEAL-LIP

OUTSIDE METAL TYPE ENGINE OIL SEAL

MGM-MS	WITH ONE SEAL-LIP
MGM-MSD	WITH ONE SEAL-LIP AND ONE DUST-LIP
MGM-MSO	WITH ONE SEAL-LIP WITHOUT SPRING

FORK OIL SEALS

MGM-MRSD	OUTSIDE METAL TYPE FORK OIL SEAL WITH ONE SEAL-LIP AND DUST-LIP
MGR-RS	OUTSIDE RUBBER TYPE FORK OIL SEAL WITH ONE SEAL-LIP
MGR-RSD	OUTSIDE RUBBER TYPE FORK OIL SEAL WITH ONE SEAL-LIP AND ONE DUST-LIP
MGR-RSD2	OUTSIDE RUBBER TYPE FORK OIL SEAL WITH ONE SEAL-LIP AND ONE LEANING DUST-LIP
MGR-RSA	OUTSIDE RUBBER TYPE FORK OIL SEAL WITH DOUBLE SEAL-LIP

GLOSSAIRE ET LEGENDE

JOINTS SPY MOTEUR

FKM	VITON
ACM	POLIACRYLIQUE

JOINTS SPY MOTEUR AVEC EXTERIEUR EN CAOUTCHOUC

MGR-S	AVEC LEVRE D'ETANCHEITE
MGR-SD	AVEC LEVRE D'ETANCHEITE ET LEVRE CACHE-POUSSIERE
MGR-SO	AVEC LEVRE D'ETANCHEITE SANS RESSORT
MGR-SDO	AVEC LEVRE D'ETANCHEITE SANS RESSORT ET AVEC LEVRE CACHE-POUSSIERE
MGR-FAJ	AVEC LEVRE D'ETANCHEITE EN TEFLON
MGR-FPJ	AVEC LEVRE D'ETANCHEITE EN TEFLON ET LEVRE CACHE-POUSSIERE
MGR-SW	AVEC DOUBLE LEVRE D'ETANCHEITE

JOINTS SPY MOTEUR AVEC EXTERIEUR EN METAL

MGM-MS	AVEC LEVRE D'ETANCHEITE
MGM-MSD	AVEC LEVRE D'ETANCHEITE ET LEVRE CACHE-POUSSIERE
MGM-MSO	AVEC LEVRE D'ETANCHEITE SANS RESSORT

JOINTS SPY DE FOURCHE

MGM-MRSD	AVEC EXTERIEUR EN METAL, AVEC LEVRE D'ETANCHEITE ET LEVRE CACHE-POUSSIERE
MGR-RS	AVEC EXTERIEUR EN CAOUTCHOUC, AVEC LEVRE D'ETANCHEITE
MGR-RSD	AVEC EXTERIEUR EN CAOUTCHOUC, AVEC LEVRE D'ETANCHEITE ET LEVRE CACHE-POUSSIERE
MGR-RSD2	AVEC EXTERIEUR EN CAOUTCHOUC, AVEC LEVRE D'ETANCHEITE ET LEVRE CACHE-POUSSIERE SAILLANT
MGR-RSA	AVEC EXTERIEUR EN CAOUTCHOUC, AVEC DOUBLE LEVRE D'ETANCHEITE

CUSCINETTI STERZO / STEERING STEM BEARINGS

APPLICAZIONI / APPLICATIONS	ANNO / YEAR	ATHENA #
APRILIA		
660 cc. PEGASO STRADA / FUN / FACTORY / TRAIL	2005 - 2009	P400190250001
750 cc. DORSODURO	2008 - 2010	P400190250001
750 cc. SHIVER	2007 - 2010	P400190250001
750 cc. SHIVER GT 750	2009 -	P400190250001
850 cc. MANA / GT	2008 - 2011	P400190250001
1.000 cc. ETV CAPO NORD / RALLY / ABS	2001 - 2007	P400250250003
1.000 cc. RST 1000 FUTURA	2001 - 2003	P400250250003
1.000 cc. RSV 1000	1998 - 2003	P400250250003
1.000 cc. RSV 1000 R FACTORY / DREAM	2003 - 2008	P400250250003
1.000 cc. RSV 1000 SL FALCO	2000 - 2002	P400250250003
1.000 cc. RSV4 1000 R/FACTORY/SPECIAL EDITION	2009 - 2013	P400250250003
1.000 cc. RSV4 APRC R ABS	2013 -	P400250250003
1.000 cc. TUONO 1000 R FACTORY	2002 - 2013	P400250250003
1.000 cc. TUONO V4 R STD - APRC 1000	2011 - 2013	P400250250003
DUCATI		
400 cc. MONSTER 400	2004 -	P400110250001
400 cc. MONSTER 400 I.E.	2005 - 2008	P400110250001
620 cc. MONSTER 620	2004 - 2006	P400110250001
620 cc. MULTISTRADA 620	2005 -	P400110250001
660 cc. MONSTER 659 / ABS (AUST-NZ)	2012 - 2013	P400110250001
695 cc. MONSTER 695	2007 - 2008	P400110250001
700 cc. MONSTER 696 / ABS	2008 - 2013	P400110250001
748 cc. 748	1995 - 2001	P400110250001
748 cc. 748 R	1995 - 2001	P400110250001
748 cc. 748 RS	1995 - 2001	P400110250001
748 cc. 748 S	1995 - 2001	P400110250001
748 cc. 748 TESTA BASSA	1995 - 2001	P400110250001
748 cc. 749 R	2000 - 2006	P400110250001
748 cc. 749 S EUROPA/USA	2000 - 2006	P400110250001
750 cc. MONSTER I.E. 750	2002 -	P400110250001
800 cc. HYPERMOTARD 796 (2V)	2010 - 2012	P400110250001
800 cc. MONSTER	2003 -	P400110250001
800 cc. MONSTER 795 800 / ABS	2012 - 2013	P400110250001
800 cc. MONSTER 796 / ABS	2011 - 2013	P400110250001
800 cc. MONSTER S2R 800 / DARK / EUROPE / USA	2004 - 2007	P400110250001
848 cc. STREETFIGHTER 848	2013 -	P400110250001
850 cc. 848 / NH / EVO	2008 - 2012	P400110250001
900 cc. MONSTER I.E. 900	2002 -	P400110250001
916 cc. 916 BIPOSTO / SENNA	1994 - 1998	P400110250001
916 cc. 916 MONSTER S4	2001 - 2002	P400110250001
916 cc. 916 RACING	1997 - 1998	P400110250001
916 cc. 916 SP	1994 - 1996	P400110250001
916 cc. 916 SPS	1997 - 1998	P400110250001
916 cc. 916 USA	1994 - 1997	P400110250001
1.100 cc. 1098	2007 - 2008	P400110250001
1.100 cc. 1098	2009 - 2010	P400110250001
1.100 cc. 1098 R / BAYLISS LE	2009 -	P400110250001
1.100 cc. 1098 S	2007 - 2008	P400110250001
1.100 cc. 1098 STREETFIGHTER 1100	2013 -	P400110250001
1.100 cc. HYPERMOTARD 1100	2008 - 2012	P400110250001
1.100 cc. HYPERMOTARD 1100 S	2008 - 2012	P400110250001
1.100 cc. HYPERMOTARD EVO 1100	2008 - 2012	P400110250001
1.100 cc. HYPERMOTARD EVO SP 1100	2010 -	P400110250001
1.100 cc. MONSTER 1100	2009 - 2013	P400110250001
1.100 cc. MONSTER 1100 S	2009 - 2013	P400110250001
1.100 cc. MONSTER EVO ABS 1100	2009 - 2012	P400110250001
1.100 cc. STREETFIGHTER	2010 - 2012	P400110250001
1.100 cc. STREETFIGHTER S	2010 - 2012	P400110250001
1.199 cc. SUPERBIKE 1199 PANIGALE R	2013 -	P400110250001
1.200 cc. 1198 S / SP	2009 - 2011	P400110250001
1.200 cc. DIAVEL / ABS 1200	2011 - 2013	P400110250001

APPLICAZIONI / APPLICATIONS	ANNO / YEAR	ATHENA #
1.200 cc. MULTISTRADA 1200	2010 - 2012	P400110250001
1.200 cc. MULTISTRADA 1200 / ABS	2010 - 2012	P400110250001
HONDA		
250 cc. CBR 250 R / ABS	2011 - 2013	P400210250006
400 cc. CB 400 F / F1 / F2	1989 - 1990	P400210250006
500 cc. CB 500 FOUR / K / T	2013 -	P400210250006
500 cc. CBR 500 R	2013 -	P400210250006
600 cc. CB 600 HORNET F / S F2	2007 - 2010	P400210250006
600 cc. CBF 600	2008 -	P400210250006
600 cc. CBR 600 F	1987 - 2012	P400210250006
600 cc. CBR 600 F HURRICANE/F2/F3/SMOKIN JOE EDITION	1987 - 2012	P400210250006
600 cc. CBR 600 F4 SPORT	1999 - 2012	P400210250006
600 cc. CBR 600 FS/FS SPORT	1987 - 2012	P400210250006
600 cc. CBR 600 RR	1987 - 2013	P400210250006
650 cc. XL 650 V TRANSALP	2000 - 2006	P400210250008
650 cc. XR 650 R	2000 - 2005	P400210250002
700 cc. CB 700 SC NIGHTHAWK	1984 - 1986	P400210250006
700 cc. NC 700 SIX	2013 -	P400210250006
700 cc. NT 700 V DEAUVILLE / ABS	2006 - 2011	P400210250006
700 cc. XL 700 V TRANSALP	2008 - 2010	P400210250008
750 cc. CB 750 A AUTOMATIC	1991 - 2003	P400210250006
750 cc. VFR 750 F	1986 - 1997	P400210250006
750 cc. VFR 750 R	1988 - 1990	P400210250007
750 cc. VT 750 C SHADOW AERO	1999 - 2008	P400210250006
800 cc. VFR 800 FI 98-01	2011 -	P400210250006
800 cc. VFR 800 V-TEC 02-09	1998 - 2009	P400210250006
900 cc. CB 900 F	2002 - 2007	P400210250006
900 cc. CBR 900 R / RR	1999 - 2001	P400210250006
1.000 cc. CB 1000 R/ABS	2008 - 2013	P400210250006
1.000 cc. CBF 1000	2008 - 2010	P400210250006
1.000 cc. CBR 1000 F / FP	1987 - 1996	P400210250006
1.000 cc. CBR 1000 RR/R	2004 - 2007	P400210250006
1.000 cc. CBR 1000 RR/R	2008 - 2013	P400250250003
1.000 cc. VTR 1000 SP	2001 - 2006	P400210250007
1.000 cc. VTR 1000 F FIRESTORM	1997 - 2006	P400210250006
1.000 cc. XL 1000 VARADERO	1999 - 2011	P400210250006
1.100 cc. CB 1100	2013 -	P400210250006
1.100 cc. CBR 1100 XX	1999 - 2006	P400210250006
1.200 cc. VFR 1200 F	2010 - 2013	P400210250006
1.300 cc. ST 1300	2002 - 2012	P400210250006
1.800 cc. GL 1800 GOLD WING	2001 - 2010	P400210250007
1.800 cc. GL 1800A GOLD WING ABS	2001 - 2005	P400210250007
KAWASAKI		
600 cc. NINJA ZX-6R 600 (ZX6/ZX6R)	2003 - 2013	P400250250003
650 cc. ER-6F 650 ABS	2009 - 2013	P400250250003
650 cc. ER-6N 650 ABS	2009 - 2013	P400250250003
650 cc. KLE VERSYS 650 / ABS	2007 - 2013	P400250250003
650 cc. NINJA 650 R	2006 - 2012	P400250250003
650 cc. NINJA 650 R	2012 - 2013	P400250250003
750 cc. Z 750 / ABS	2004 - 2011	P400250250003
800 cc. ZR 800	2013 -	P400250250003
900 cc. VULCAN 900 COSTUM	2007 - 2013	P400250250004
1.000 cc. KLZ 1000 VERSYS	2007 - 2013	P400250250004
1.000 cc. NINJA 1000 / ABS	2011 - 2013	P400250250003
1.000 cc. Z 1000 / ABS	2003 - 2013	P400250250003
1.000 cc. Z 1000 DAF	2003 - 2012	P400250250003
1.000 cc. Z 1000 SX/ABS	2011 - 2012	P400250250003
1.000 cc. ZX-10R 1000	2004 - 2013	P400250250003
1.200 cc. NINJA ZX-12R	2004 - 2010	P400250250003
1.400 cc. CONCOURS 1400	2008 - 2012	P400250250003
1.400 cc. GTR 1400	2008 - 2011	P400250250003
1.400 cc. NINJA ZX-14R 1400	2006 - 2013	P400250250003

APPLICAZIONI / APPLICATIONS	ANNO / YEAR	ATHENA #	APPLICAZIONI / APPLICATIONS	ANNO / YEAR	ATHENA #
KAWASAKI					
1.700 cc. VULCAN 1700 CLASSIC / TOURER / NOMAD / VAQUERO	2009 - 2012	P400250250003	1.100 cc. EV 1100 CALIFORNIA, 80, TOURING	1997 - 2005	P400190250001
1.700 cc. VULCAN 1700 VOYAGER / ABS	2009 - 2013	P400250250003	1.100 cc. SPORT CARBURATORE 1100	1994 - 1996	P400190250001
MOTO GUZZI			1.100 cc. SPORT CORSA 1100	1998 - 1999	P400190250001
350 cc. NEVADA 350 CLUB	1998 - 1999	P400190250001	1.100 cc. SPORT INIEZIONE 1100	1996 - 1999	P400190250001
350 cc. NEVADA 350 NUOVO TIPO	1993 - 1997	P400190250001	1.100 cc. V11 1100 CAFE SPORT / BALLABIO / COPPA ITALIA	2003 - 2005	P400190250001
350 cc. NEVADA 350 VECCHIO TIPO	1992 - 1993	P400190250001	1.100 cc. V11 1100 SPORT/LE MANS/NAKED	1999 - 2005	P400190250001
350 cc. NTX 350	1986 - 1990	P400190250001	SUZUKI		
350 cc. V35 350 C	1982 - 1986	P400190250001	600 cc. GSR 600	2006 - 2010	P400485250003
350 cc. V35 CARABINIERI 350	1990 - 1991	P400190250001	600 cc. GSX-R 600	2006 - 2011	P400485250003
350 cc. V35 CARABINIERI PA 350	1992 - 2001	P400190250001	650 cc. DL V-STROM 650	2007 - 2011	P400485250003
350 cc. V50C 350	1982 - 1986	P400190250001	650 cc. SV 650	2008 - 2010	P400485250003
350 cc. VI 35 FLORIDA 350	1986 - 1990	P400190250001	750 cc. GSX-R 750	2006 - 2011	P400485250003
500 cc. V50 PA 500	1992 - 2001	P400190250001	1.000 cc. GSX-R 1000	2005 - 2011	P400485250003
650 cc. FLORIDA 650	1985 - 1992	P400190250001	1.300 cc. GSX B-KING 1300	2008 - 2009	P400485250003
650 cc. NTX 650	1986 - 1990	P400190250001	1.300 cc. GSX-R 1300 HAYABUSA	2004 - 2010	P400485250003
650 cc. V65 650 GT	1988 - 1989	P400190250001	YAMAHA		
650 cc. V65 POLIZIA PA N.TIPO (TELAIO FINO A PG17000)	1988 - 1995	P400190250001	125 cc. DT 125 R/RE/X	2002 - 2006	P400485250004
750 cc. BREVA 750	2003 - 2007	P400190250001	125 cc. DT 125 X SUPERMOTARD	2005 - 2006	P400485250004
750 cc. NEVADA CLASSIC / AQUILA NERA 750	2002 - 2010	P400190250001	125 cc. XVS 125 DRAG STAR	2000 - 2004	P400485250006
750 cc. NEVADA NT / CLUB 750	1998 - 2001	P400190250001	250 cc. XVS 250 DRAG STAR	2001 - 2004	P400485250006
750 cc. NEVADA NUOVO TIPO 750	1993 - 1997	P400190250001	250 cc. YBR 250	2007 - 2009	P400485250006
750 cc. NEVADA VECCHIO TIPO 750	1991 - 1993	P400190250001	600 cc. FZ6 / ABS	2004 - 2011	P400485250006
750 cc. SP 750	1990 - 1992	P400190250001	600 cc. FZ6 FAZER 600	2004 - 2008	P400485250006
750 cc. STRADA 750	1993 - 1995	P400190250001	600 cc. FZ6R 600	2012 - 2013	P400485250006
750 cc. TARGA 750	1990 - 1992	P400190250001	600 cc. XJ 600 S DIVERSION / CHAIN DRIVE	1992 - 2013	P400485250006
750 cc. V7 CAFE' CLASSIC 750	2009 -	P400190250001	600 cc. XJ6-F DIVERSION 600	2010 - 2013	P400485250006
750 cc. V7 CLASSIC 750	2008 - 2011	P400190250001	600 cc. XJ6-N / DIVERSION 600	1995 - 2013	P400485250006
750 cc. V7 RACER 750	2010 - 2013	P400190250001	600 cc. YZF 600 R46	2003 - 2005	P400485250003
750 cc. V7 SPECIAL - STONE 750	2012 - 2013	P400190250001	600 cc. YZF 600 R6	2001 - 2013	P400485250003
750 cc. VI 75 PA VECCHIO/NUOVO TIPO 750	1992 - 2001	P400190250001	660 cc. MT-03 660	2006 - 2011	P400485250006
750 cc. X POLIZIA PA I / II S 750	1992 - 2002	P400190250001	750 cc. YZF 750 R	1993 - 1996	P400485250006
850 cc. LE MANS III 850	1981 - 1984	P400190250001	750 cc. YZF 750 SP / R	1993 - 1996	P400485250006
850 cc. T3 850	1979 - 1985	P400190250001	800 cc. FZ8 800	2011 - 2013	P400485250003
850 cc. T3 850 / S3	1979 - 1985	P400190250001	850 cc. TDM 850	1996 - 2001	P400485250006
850 cc. T5 CIVILE III SERIE 850	1984 - 1987	P400190250001	850 cc. TRX 850	1996 - 1997	P400485250006
850 cc. T5 POLIZIA CC / PA (NC) 850	1988 - 2001	P400190250001	900 cc. TDM 900	2002 - 2010	P400485250003
850 cc. T5 POLIZIA CC-PA VECCHIO TIPO 850	1985 - 1989	P400190250001	900 cc. XJ 900 S / DIVERSION	1995 - 2001	P400485250006
940 cc. BELLAGIO - AQUILA NERA 940	2007 - 2010	P400190250001	950 cc. V STAR 950 TOURER	2011 - 2012	P400485250006
1.000 cc. CALIFORNIA II 1000	1981 - 1987	P400190250001	950 cc. XVS 950 A MIDNIGHT STAR	2009 - 2011	P400485250006
1.000 cc. CALIFORNIA III / FUEL INJECTION 1000	1990 - 1993	P400190250001	1.000 cc. FZ1 1000	2006 - 2013	P400485250003
1.000 cc. CALIFORNIA III CARB. 1000	1987 - 1993	P400190250001	1.000 cc. FZ1 FAZER 1000 (ABS)	2006 - 2013	P400485250003
1.000 cc. DAYTONA 1000	1992 - 1995	P400190250001	1.000 cc. FZS 1000 FAZER	2001 - 2005	P400485250006
1.000 cc. DAYTONA RACING 1000	1996 -	P400190250001	1.000 cc. YZF 1000 R THUNDER ACE	1996 - 2000	P400485250006
1.000 cc. DAYTONA RS 1000	1997 - 1998	P400190250001	1.000 cc. YZF 1000 R1	2000 - 2013	P400485250003
1.000 cc. GT 1000	1987 - 1991	P400190250001	1.000 cc. YZF 1000 R1 SP / LIMITED EDITION	2006 - 2013	P400485250003
1.000 cc. LE MANS 1000	1984 - 1993	P400190250001	1.100 cc. BT BULLDOG 1100	2002 - 2006	P400485250006
1.000 cc. QUOTA 1000	1992 - 1997	P400190250001	1.100 cc. XVS 1100 DRAG STAR	1999 - 2002	P400485250006
1.000 cc. SP 1000	1979 - 1994	P400190250001	1.100 cc. XVS 1100 DRAG STAR / A CLASSIC	2000 - 2006	P400485250006
1.000 cc. SP 1000 III	1989 - 1994	P400190250001	1.200 cc. XJR 1200 / SP	1995 - 1997	P400485250006
1.000 cc. SP II 1000	1984 - 1987	P400190250001	1.200 cc. XT 1200 Z SUPER TENERE	2010 - 2013	P400485250002
1.000 cc. STRADA 1000	1993 - 1994	P400190250001	1.300 cc. FJR 1300	2001 - 2013	P400485250003
1.000 cc. V10 1000 CENTAURO	1997 - 1999	P400190250001	1.300 cc. XJR 1300 / XJR 1300 SP	1999 - 2011	P400485250006
1.100 cc. CALIFORNIA 1100	1994 - 1997	P400190250001	1.300 cc. XVS 1300 A MIDNIGHT STAR	2007 - 2008	P400485250006
1.100 cc. CALIFORNIA ALUMINIUM 1100	2002 - 2005	P400190250001	1.700 cc. MT-01 1700	2005 - 2009	P400485250006
1.100 cc. CALIFORNIA AQUILA NERA / VINTAGE	2010 -	P400190250001			
1.100 cc. CALIFORNIA CLASSIC - TOURING	2006 - 2008	P400190250001			
1.100 cc. CALIFORNIA JACKAL 1100	1999 - 2001	P400190250001			
1.100 cc. CALIFORNIA SPECIAL 1100	1999 - 2000	P400190250001			
1.100 cc. CALIFORNIA STONE / STONE TOURING 1100	2001 - 2005	P400190250001			
1.100 cc. CALIFORNIA TITANIUM 1100	2002 - 2005	P400190250001			
1.100 cc. CALIFORNIA VINTAGE 1100	2006 - 2008	P400190250001			
1.100 cc. ES 1100 QUOTA	1999 - 2001	P400190250001			

CUSCINETTI RUOTA / WHEEL BEARINGS

APPLICAZIONI / APPLICATIONS	ANNO / YEAR	ATHENA #	DIMENSIONI / SIZES	APPLICAZIONI / APPLICATIONS	ANNO / YEAR	ATHENA #	DIMENSIONI / SIZES
APRILIA							
50cc. CLASSIC 50							
Anteriore destro \ Front right	1992 - 1999	MS120320100M3	32,00 x 12,00 x 10,00	Anteriore destro \ Front right	1996 - 1999	MS200420120M3	42,00 x 20,00 x 12,00
Anteriore sinistro \ Front left	1992 - 1999	MS120320100M3	32,00 x 12,00 x 10,00	Anteriore sinistro \ Front left	1996 - 1999	MS200420120M3	42,00 x 20,00 x 12,00
Posteriore destro \ Rear right	1992 - 1999	MS150350110M3	35,00 x 15,00 x 11,00	Posteriore destro \ Rear right	1996 - 1999	MS200420120M3	42,00 x 20,00 x 12,00
Posteriore sinistro \ Left rear	1992 - 1999	MS150350110M3	35,00 x 15,00 x 11,00	Posteriore sinistro \ Left rear	1996 - 1999	MS200420120M3	42,00 x 20,00 x 12,00
50cc. RS 50							
Anteriore destro \ Front right	1996 - 2010	MS150350110M3	35,00 x 15,00 x 11,00	Anteriore destro \ Front right	1998	MS200420120M3	42,00 x 20,00 x 12,00
Anteriore sinistro \ Front left	1996 - 2010	MS150350110M3	35,00 x 15,00 x 11,00	Anteriore sinistro \ Front left	1998	MS200420120M3	42,00 x 20,00 x 12,00
50cc. RX 50							
Anteriore destro \ Front right	1995 - 1998	MS150350110M3	35,00 x 15,00 x 11,00	Anteriore destro \ Front right	1998	MS200420120M3	42,00 x 20,00 x 12,00
Anteriore sinistro \ Front left	1995 - 1998	MS150350110M3	35,00 x 15,00 x 11,00	Anteriore sinistro \ Front left	1998	MS200420120M3	42,00 x 20,00 x 12,00
Posteriore destro \ Rear right	1995 - 1998	MS150350110M3	35,00 x 15,00 x 11,00	Posteriore destro \ Rear right	1998	MS200420120M3	42,00 x 20,00 x 12,00
Posteriore sinistro \ Left rear	1995 - 1998	MS150350110M3	35,00 x 15,00 x 11,00	Posteriore sinistro \ Left rear	1998	MS200420120M3	42,00 x 20,00 x 12,00
125cc. CLASSIC 125							
Anteriore destro \ Front right	1995 - 1997	MS150350110M3	35,00 x 15,00 x 11,00	Anteriore destro \ Front right	1996 - 1998	MS200420120M3	42,00 x 20,00 x 12,00
Anteriore sinistro \ Front left	1995 - 1997	MS150350110M3	35,00 x 15,00 x 11,00	Anteriore sinistro \ Front left	1996 - 1998	MS200420120M3	42,00 x 20,00 x 12,00
Posteriore destro \ Rear right	1995 - 1997	MS170400120M3	40,00 x 17,00 x 12,00	Posteriore destro \ Rear right	1996 - 1998	MS200420120M3	42,00 x 20,00 x 12,00
Posteriore sinistro \ Left rear	1995 - 1997	MS170400120M3	40,00 x 17,00 x 12,00	Posteriore sinistro \ Left rear	1996 - 1998	MS200420120M3	42,00 x 20,00 x 12,00
125cc. RS 125 / REPLICIA							
Anteriore destro \ Front right	1996 - 2005	MS200420120DD	42,00 x 20,00 x 12,00	Anteriore destro \ Front right	1994 - 1999	MS200420120M3	42,00 x 20,00 x 12,00
Anteriore destro \ Front right	2006 - 2010	MS200470140C3	47,00 x 20,00 x 14,00	Anteriore sinistro \ Front left	1994 - 1999	MS200420120M3	42,00 x 20,00 x 12,00
Anteriore sinistro \ Front left	1996 - 2005	MS200420120DD	42,00 x 20,00 x 12,00	Posteriore destro \ Rear right	1994 - 1999	MS200420120M3	42,00 x 20,00 x 12,00
Anteriore sinistro \ Front left	2006 - 2010	MS200470140C3	47,00 x 20,00 x 14,00	Posteriore sinistro \ Left rear	1995	MS200420120M3	42,00 x 20,00 x 12,00
Posteriore destro \ Rear right	2006 - 2010	MS200470140C3	47,00 x 20,00 x 14,00	250cc. ALP 250			
Posteriore destro \ Rear right	1996 - 2005	MS200470140M3	47,00 x 20,00 x 14,00	Anteriore destro \ Front right	1996 - 1998	MS200420120M3	42,00 x 20,00 x 12,00
Posteriore sinistro \ Left rear	1996 - 2005	MS200470140M3	47,00 x 20,00 x 14,00	Anteriore sinistro \ Front left	1996 - 1998	MS200420120M3	42,00 x 20,00 x 12,00
Posteriore sinistro \ Left rear	2006 - 2010	MS200470140C3	47,00 x 20,00 x 14,00	Posteriore destro \ Rear right	1996 - 1998	MS200420120M3	42,00 x 20,00 x 12,00
250cc. RS 250							
Anteriore destro \ Front right	1995 - 1997	MS200420120DD	42,00 x 20,00 x 12,00	Posteriore sinistro \ Left rear	1996 - 1998	MS200420120M3	42,00 x 20,00 x 12,00
Anteriore destro \ Front right	1998 - 1999	MS250470120M3	47,00 x 25,00 x 12,00	250cc. TECHNO 250			
Anteriore sinistro \ Front left	1998 - 1999	MS250470120M3	47,00 x 25,00 x 12,00	Anteriore destro \ Front right	1994 - 1999	MS200420120M3	42,00 x 20,00 x 12,00
Anteriore sinistro \ Front left	1995 - 1997	MS200420120DD	42,00 x 20,00 x 12,00	Anteriore sinistro \ Front left	1994 - 1999	MS200420120M3	42,00 x 20,00 x 12,00
Posteriore destro \ Rear right	1995 - 1997	MS250520150M3 +	52,00 x 25,00 x 15,00	Posteriore destro \ Rear right	1994 - 1999	MS200420120M3	42,00 x 20,00 x 12,00
Posteriore destro \ Rear right	1995 - 1997	MS200470140M3 +	47,00 x 20,00 x 14,00	Posteriore sinistro \ Left rear	1995	MS200420120M3	42,00 x 20,00 x 12,00
Posteriore destro \ Rear right	1998 - 1999	MS200420120DD	42,00 x 20,00 x 12,00	CAGIVA			
Posteriore sinistro \ Left rear	1998 - 1999	MS250520150M3 +	52,00 x 25,00 x 15,00	50cc. COCIS 50			
Posteriore sinistro \ Left rear	1995 - 1997	MS200470140M3	47,00 x 20,00 x 14,00	Anteriore destro \ Front right	1989 - 1990	MS150420130M3	42,00 x 15,00 x 13,00
Posteriore sinistro \ Left rear	1998 - 1999	MS200420120DD +	42,00 x 20,00 x 12,00	Anteriore sinistro \ Front left	1989 - 1990	MS150420130M3	42,00 x 15,00 x 13,00
650cc. PEGASO 650							
Anteriore destro \ Front right	1997 - 1999	MS170400120M3	40,00 x 17,00 x 12,00	Posteriore destro \ Rear right	1989 - 1990	MS170400120M3	40,00 x 17,00 x 12,00
Anteriore sinistro \ Front left	1997 - 1999	MS170400120M3	40,00 x 17,00 x 12,00	Posteriore sinistro \ Left rear	1989 - 1990	MS170400120M3	40,00 x 17,00 x 12,00
Posteriore destro \ Rear right	1997 - 1999	MS170400120M3 +	40,00 x 17,00 x 12,00	50cc. K3 50			
Posteriore destro \ Rear right	1997 - 1999	MS200470140M3 +	47,00 x 20,00 x 14,00	Anteriore destro \ Front right	1991	MS150420130M3	42,00 x 15,00 x 13,00
Posteriore sinistro \ Left rear	1997 - 1999	MS170400120M3	40,00 x 17,00 x 12,00	Anteriore sinistro \ Front left	1991	MS150420130M3	42,00 x 15,00 x 13,00
1000cc. RSV 1000							
Anteriore destro \ Front right	1998 - 1999	MS250470120M3	47,00 x 25,00 x 12,00	Posteriore destro \ Rear right	1991	MS170400120M3	40,00 x 17,00 x 12,00
Anteriore sinistro \ Front left	1998 - 1999	MS250470120M3	47,00 x 25,00 x 12,00	Posteriore sinistro \ Left rear	1991	MS170400120M3	40,00 x 17,00 x 12,00
Posteriore destro \ Rear right	1998 - 1999	MS250470120M3	47,00 x 25,00 x 12,00	50cc. MITO 50			
Posteriore sinistro \ Left rear	1998 - 1999	MS300550130D3	55,00 x 30,00 x 13,00	Anteriore destro \ Front right	1998 - 1999	MS150420130M3	42,00 x 15,00 x 13,00
BETA							
50cc. RR6 50 1 / 2 SERIE							
Anteriore destro \ Front right	1997 - 1998	MS200420120M3	42,00 x 20,00 x 12,00	Anteriore sinistro \ Front left	1998 - 1999	MS150420130M3	42,00 x 15,00 x 13,00
Anteriore sinistro \ Front left	1997 - 1998	MS200420120M3	42,00 x 20,00 x 12,00	Anteriore destro \ Front right	1991 - 1993	MS150420130M3	42,00 x 15,00 x 13,00
Posteriore destro \ Rear right	1997 - 1998	MS200420120M3	42,00 x 20,00 x 12,00	Anteriore sinistro \ Front left	1991 - 1993	MS150420130M3	42,00 x 15,00 x 13,00
Posteriore sinistro \ Left rear	1997 - 1998	MS200420120M3	42,00 x 20,00 x 12,00	Posteriore destro \ Rear right	1991 - 1993	MS170400120M3	40,00 x 17,00 x 12,00
50cc. ST 50							
				75cc. COCIS 75			
				Anteriore destro \ Front right			
				1990			
				MS150420130M3			
				42,00 x 15,00 x 13,00			
				Anteriore sinistro \ Front left			
				1990			
				MS150420130M3			
				42,00 x 15,00 x 13,00			
				Posteriore destro \ Rear right			
				1990			
				MS170400120M3			
				40,00 x 17,00 x 12,00			
				Posteriore sinistro \ Left rear			
				1990			
				MS170400120M3			
				40,00 x 17,00 x 12,00			
				75cc. PRIMA 50 / 75 3 / 6 SPEED			
				Anteriore destro \ Front right			
				1993			
				MS150420130M3			
				42,00 x 15,00 x 13,00			

APPLICAZIONI / APPLICATIONS	ANNO / YEAR	ATHENA #	DIMENSIONI / SIZES	APPLICAZIONI / APPLICATIONS	ANNO / YEAR	ATHENA #	DIMENSIONI / SIZES
CAGIVA							
Anteriore sinistro \ Front left	1993	MS150420130M3	42,00 x 15,00 x 13,00	Anteriore destro \ Front right	1991	MS200420120M3	42,00 x 20,00 x 12,00
Posteriore destro \ Rear right	1993	MS150420130M3	42,00 x 15,00 x 13,00	Anteriore sinistro \ Front left	1992 - 1994	MS250470120M3	47,00 x 25,00 x 12,00
Posteriore sinistro \ Left rear	1993	MS150420130M3	42,00 x 15,00 x 13,00	Anteriore sinistro \ Front left	1991	MS200420120M3	42,00 x 20,00 x 12,00
75cc. SUPER CITY 75							
Anteriore destro \ Front right	1993	MS150420130M3	42,00 x 15,00 x 13,00	Posteriore destro \ Rear right	1991 - 1994	MS200470140M3	47,00 x 20,00 x 14,00
Anteriore sinistro \ Front left	1993	MS150420130M3	42,00 x 15,00 x 13,00	Posteriore sinistro \ Left rear	1991 - 1994	MS200470140M3	47,00 x 20,00 x 14,00
Posteriore destro \ Rear right	1993	MS150420130M3	42,00 x 15,00 x 13,00	125cc. MITO 125 EVOLUZIONE			
Posteriore sinistro \ Left rear	1993	MS150420130M3	42,00 x 15,00 x 13,00	Anteriore destro \ Front right	1994 - 1999	MS250470120M3	47,00 x 25,00 x 12,00
75cc. W4 75 6 SPEED							
Anteriore destro \ Front right	1992	MS150420130M3	42,00 x 15,00 x 13,00	Anteriore sinistro \ Front left	1994 - 1999	MS250470120M3	47,00 x 25,00 x 12,00
Anteriore sinistro \ Front left	1992	MS150420130M3	42,00 x 15,00 x 13,00	Posteriore destro \ Rear right	1994 - 1999	MS200470140M3	47,00 x 20,00 x 14,00
Posteriore destro \ Rear right	1992	MS170400120M3	40,00 x 17,00 x 12,00	Posteriore sinistro \ Left rear	1994 - 1999	MS250520150M3 +	52,00 x 25,00 x 15,00
Posteriore sinistro \ Left rear	1992	MS170400120M3	40,00 x 17,00 x 12,00	Posteriore sinistro \ Left rear	1994 - 1999	MS200470140M3 +	47,00 x 20,00 x 14,00
125cc. ALETTA ORO 125 S2							
Anteriore destro \ Front right	1987	MS150420130M3	42,00 x 15,00 x 13,00	125cc. N 90 125			
Anteriore sinistro \ Front left	1987	MS150420130M3	42,00 x 15,00 x 13,00	Anteriore destro \ Front right	1990	MS150420130M3	42,00 x 15,00 x 13,00
Posteriore destro \ Rear right	1987	MS150420130M3	42,00 x 15,00 x 13,00	Anteriore sinistro \ Front left	1990	MS150420130M3	42,00 x 15,00 x 13,00
Posteriore sinistro \ Left rear	1987	MS200420120M3 +	42,00 x 20,00 x 12,00	Posteriore destro \ Rear right	1990	MS170400120M3	40,00 x 17,00 x 12,00
Posteriore sinistro \ Left rear	1987	MS150420130M3 +	42,00 x 15,00 x 13,00	Posteriore sinistro \ Left rear	1990	MS200470180EE	47,00 x 20,00 x 18,00
125cc. BLUES 125							
Anteriore destro \ Front right	1989 - 1992	MS150420130M3	42,00 x 15,00 x 13,00	125cc. PLANET 125 3 RAZZE			
Anteriore sinistro \ Front left	1989 - 1992	MS150420130M3	42,00 x 15,00 x 13,00	Anteriore destro \ Front right	1998 - 1999	MS250470120M3	47,00 x 25,00 x 12,00
Posteriore destro \ Rear right	1989 - 1992	MS150420130M3	42,00 x 15,00 x 13,00	Anteriore sinistro \ Front left	1998 - 1999	MS250470120M3	47,00 x 25,00 x 12,00
Posteriore sinistro \ Left rear	1989 - 1992	MS150420130M3 +	42,00 x 15,00 x 13,00	Posteriore destro \ Rear right	1998 - 1999	MS200470140M3	47,00 x 20,00 x 14,00
Posteriore sinistro \ Left rear	1989 - 1992	MS200420120M3 +	42,00 x 20,00 x 12,00	Posteriore sinistro \ Left rear	1998 - 1999	MS200470140M3	47,00 x 20,00 x 14,00
125cc. CRUISER 125							
Anteriore destro \ Front right	1988	MS150420130M3	42,00 x 15,00 x 13,00	125cc. PLANET 125 6 RAZZE			
Anteriore sinistro \ Front left	1988	MS150420130M3	42,00 x 15,00 x 13,00	Anteriore destro \ Front right	1998 - 1999	MS250470120M3	47,00 x 25,00 x 12,00
Posteriore destro \ Rear right	1988	MS170400120M3	40,00 x 17,00 x 12,00	Anteriore sinistro \ Front left	1998 - 1999	MS250470120M3	47,00 x 25,00 x 12,00
Posteriore sinistro \ Left rear	1988	MS200470180EE +	47,00 x 20,00 x 18,00	Posteriore destro \ Rear right	1998 - 1999	MS200470140M3	47,00 x 20,00 x 14,00
Posteriore sinistro \ Left rear	1988	MS170400120M3 +	40,00 x 17,00 x 12,00	Posteriore sinistro \ Left rear	1998 - 1999	MS200470140M3	47,00 x 20,00 x 14,00
125cc. CUCCILOLO 125							
Posteriore destro \ Rear right	2000	MS200470140BSK	47,00 x 20,00 x 14,00	125cc. ROADSTER 125			
125cc. ELEFANT 3 125							
Anteriore destro \ Front right	1987	MS150420130M3	42,00 x 15,00 x 13,00	Anteriore destro \ Front right	1998 - 1999	MS150420130M3	42,00 x 15,00 x 13,00
Anteriore sinistro \ Front left	1987	MS150420130M3	42,00 x 15,00 x 13,00	Anteriore sinistro \ Front left	1998 - 1999	MS150420130M3	42,00 x 15,00 x 13,00
Posteriore destro \ Rear right	1987	MS170400120M3	40,00 x 17,00 x 12,00	Posteriore destro \ Rear right	1998 - 1999	MS150420130M3	42,00 x 15,00 x 13,00
Posteriore sinistro \ Left rear	1987	MS170400120M3 +	40,00 x 17,00 x 12,00	Posteriore sinistro \ Left rear	1998 - 1999	MS170400120M3 +	40,00 x 17,00 x 12,00
Posteriore sinistro \ Left rear	1987	MS200420120M3 +	42,00 x 20,00 x 12,00	Posteriore sinistro \ Left rear	1998 - 1999	MS200520150M3 +	52,00 x 20,00 x 15,00
125cc. EVOLUZIONE 125							
Anteriore destro \ Front right	1992 - 1994	MS250470120M3	47,00 x 25,00 x 12,00	125cc. SUPERCITY 125			
Anteriore sinistro \ Front left	1992 - 1994	MS250470120M3	47,00 x 25,00 x 12,00	Anteriore destro \ Front right	1992 - 1999	MS200420120M3	42,00 x 20,00 x 12,00
Posteriore destro \ Rear right	1992 - 1994	MS200470140M3	47,00 x 20,00 x 14,00	Anteriore sinistro \ Front left	1992 - 1999	MS200420120M3	42,00 x 20,00 x 12,00
Posteriore sinistro \ Left rear	1992 - 1994	MS200470140M3	47,00 x 20,00 x 14,00	Posteriore destro \ Rear right	1992 - 1999	MS200470140M3	47,00 x 20,00 x 14,00
125cc. FRECCIA 125 C9 / C10 / C12 / SP							
Anteriore destro \ Front right	1988 - 1992	MS150420130M3	42,00 x 15,00 x 13,00	Posteriore sinistro \ Left rear	1992 - 1999	MS200470140M3	47,00 x 20,00 x 14,00
Anteriore sinistro \ Front left	1988 - 1992	MS150420130M3	42,00 x 15,00 x 13,00	125cc. TAMANACO 125			
Posteriore destro \ Rear right	1988 - 1992	MS150420130M3	42,00 x 15,00 x 13,00	Anteriore destro \ Front right	1989	MS150420130M3	42,00 x 15,00 x 13,00
Posteriore sinistro \ Left rear	1988 - 1992	MS200420120M3 +	42,00 x 20,00 x 12,00	Anteriore sinistro \ Front left	1989	MS150420130M3	42,00 x 15,00 x 13,00
Posteriore sinistro \ Left rear	1988 - 1992	MS150420130M3 +	42,00 x 15,00 x 13,00	Posteriore destro \ Rear right	1989	MS170400120M3	40,00 x 17,00 x 12,00
125cc. K7 125							
Anteriore destro \ Front right	1990	MS150420130M3	42,00 x 15,00 x 13,00	Posteriore sinistro \ Left rear	1989	MS170400120M3 +	40,00 x 17,00 x 12,00
Anteriore sinistro \ Front left	1990	MS150420130M3	42,00 x 15,00 x 13,00	Posteriore sinistro \ Left rear	1989	MS200470180EE +	47,00 x 20,00 x 18,00
Posteriore destro \ Rear right	1990	MS170400120M3	40,00 x 17,00 x 12,00	125cc. W8 125			
Posteriore sinistro \ Left rear	1990	MS200470180EE +	47,00 x 20,00 x 18,00	Anteriore destro \ Front right	1992 - 1998	MS150350110M3	35,00 x 15,00 x 11,00
Posteriore sinistro \ Left rear	1990	MS170400120M3 +	40,00 x 17,00 x 12,00	Anteriore sinistro \ Front left	1992 - 1998	MS150350110M3	35,00 x 15,00 x 11,00
125cc. MITO 125 / LAWSON							
Anteriore destro \ Front right	1992 - 1994	MS250470120M3	47,00 x 25,00 x 12,00	Posteriore destro \ Rear right	1992 - 1998	MS170400120M3	40,00 x 17,00 x 12,00
				Posteriore sinistro \ Left rear	1992 - 1998	MS200470180EE +	47,00 x 20,00 x 18,00
				Posteriore sinistro \ Left rear	1992 - 1998	MS170400120M3 +	40,00 x 17,00 x 12,00
				200cc. ELEFANT 2 200			
				Anteriore destro \ Front right	1987	MS150350110M3	35,00 x 15,00 x 11,00

APPLICAZIONI / APPLICATIONS	ANNO / YEAR	ATHENA #	DIMENSIONI / SIZES	APPLICAZIONI / APPLICATIONS	ANNO / YEAR	ATHENA #	DIMENSIONI / SIZES
CAGIVA							
Anteriore sinistro \ Front left	1987	MS150350110M3	35,00 x 15,00 x 11,00	Anteriore sinistro \ Front left	1993	MS250470120M3	47,00 x 25,00 x 12,00
Posteriore destro \ Rear right	1987	MS170400120M3	40,00 x 17,00 x 12,00	Posteriore destro \ Rear right	1993	MS170470140M3	47,00 x 17,00 x 14,00
Posteriore sinistro \ Left rear	1987	MS170400120M3 +	40,00 x 17,00 x 12,00	Posteriore sinistro \ Left rear	1993	MS170400120M3 +	40,00 x 17,00 x 12,00
Posteriore sinistro \ Left rear	1987	MS200420120M3 +	42,00 x 20,00 x 12,00	Posteriore sinistro \ Left rear	1993	MS200470140M3 +	47,00 x 20,00 x 14,00
350cc. T4 350 E / R							
Anteriore destro \ Front right	1987 - 1988	MS150420130M3	42,00 x 15,00 x 13,00	Anteriore destro \ Front right	1998 - 1999	MS250470120M3	47,00 x 25,00 x 12,00
Anteriore sinistro \ Front left	1987 - 1988	MS150420130M3	42,00 x 15,00 x 13,00	Anteriore sinistro \ Front left	1998 - 1999	MS250470120M3	47,00 x 25,00 x 12,00
Posteriore destro \ Rear right	1987 - 1988	MS200420120M3	42,00 x 20,00 x 12,00	Posteriore destro \ Rear right	1998 - 1999	MS200420120M3	42,00 x 20,00 x 12,00
Posteriore sinistro \ Left rear	1987 - 1988	MS200420120M3	42,00 x 20,00 x 12,00	Posteriore sinistro \ Left rear	1998 - 1999	MS200420120M3	42,00 x 20,00 x 12,00
350cc. W12 350							
Anteriore destro \ Front right	1993	MS150420130M3	42,00 x 15,00 x 13,00	Anteriore destro \ Front right	1991	MS150420130M3	42,00 x 15,00 x 13,00
Anteriore sinistro \ Front left	1993	MS150420130M3	42,00 x 15,00 x 13,00	Anteriore sinistro \ Front left	1991	MS150420130M3	42,00 x 15,00 x 13,00
Posteriore destro \ Rear right	1993	MS170400120M3	40,00 x 17,00 x 12,00	Posteriore destro \ Rear right	1991	MS170470140M3	47,00 x 17,00 x 14,00
Posteriore sinistro \ Left rear	1993	MS200470180EE +	47,00 x 20,00 x 18,00	Posteriore sinistro \ Left rear	1991	MS170400120M3 +	40,00 x 17,00 x 12,00
Posteriore sinistro \ Left rear	1993	MS170400120M3 +	40,00 x 17,00 x 12,00	Posteriore sinistro \ Left rear	1991	MS200470140M3 +	47,00 x 20,00 x 14,00
500cc. CANYON 500							
Anteriore destro \ Front right	1996 - 1999	MS200420120M3	42,00 x 20,00 x 12,00	Anteriore destro \ Front right	2008 - 2009	MS150350110M3	35,00 x 15,00 x 11,00
Anteriore sinistro \ Front left	1996 - 1999	MS200420120M3	42,00 x 20,00 x 12,00	Anteriore sinistro \ Front left	2008 - 2009	MS150350110M3	35,00 x 15,00 x 11,00
Posteriore destro \ Rear right	1996 - 1999	MS200470140M3	47,00 x 20,00 x 14,00	Posteriore destro \ Rear right	2008 - 2009	MS150350110M3	35,00 x 15,00 x 11,00
Posteriore sinistro \ Left rear	1996 - 1999	MS200470140M3 +	47,00 x 20,00 x 14,00	Posteriore sinistro \ Left rear	2008 - 2009	MS150350110M3	35,00 x 15,00 x 11,00
Posteriore sinistro \ Left rear	1996 - 1999	MS170400120M3 +	40,00 x 17,00 x 12,00	50cc. SENDA SM DRD PRO E2			
500cc. RIVER 500							
Anteriore destro \ Front right	1995 - 1998	MS250470120M3	47,00 x 25,00 x 12,00	Anteriore destro \ Front right	2005 - 2009	MS150350110M3	35,00 x 15,00 x 11,00
Anteriore sinistro \ Front left	1995 - 1998	MS250470120M3	47,00 x 25,00 x 12,00	Anteriore sinistro \ Front left	2005 - 2009	MS150350110M3	35,00 x 15,00 x 11,00
Posteriore destro \ Rear right	1995 - 1998	MS200470140M3	47,00 x 20,00 x 14,00	Posteriore destro \ Rear right	2005 - 2009	MS150350110M3	35,00 x 15,00 x 11,00
Posteriore sinistro \ Left rear	1995 - 1998	MS200470140M3 +	47,00 x 20,00 x 14,00	Posteriore sinistro \ Left rear	2005 - 2009	MS150350110M3	35,00 x 15,00 x 11,00
Posteriore sinistro \ Left rear	1995 - 1998	MS250520150M3 +	52,00 x 25,00 x 15,00	50cc. SENDA SM DRD RACING E2			
500cc. T4 500							
Anteriore destro \ Front right	1987 - 1988	MS150420130M3	42,00 x 15,00 x 13,00	Anteriore destro \ Front right	2005 - 2008	MS150350110M3	35,00 x 15,00 x 11,00
Anteriore sinistro \ Front left	1987 - 1988	MS150420130M3	42,00 x 15,00 x 13,00	Anteriore sinistro \ Front left	2005 - 2008	MS150350110M3	35,00 x 15,00 x 11,00
Posteriore destro \ Rear right	1987 - 1988	MS150420130M3	42,00 x 15,00 x 13,00	Posteriore destro \ Rear right	2005 - 2008	MS150350110M3	35,00 x 15,00 x 11,00
Posteriore destro \ Rear right	1987 - 1988	MS200420120M3	42,00 x 20,00 x 12,00	Posteriore sinistro \ Left rear	2005 - 2008	MS150350110M3	35,00 x 15,00 x 11,00
Posteriore sinistro \ Left rear	1987 - 1988	MS200420120M3	42,00 x 20,00 x 12,00	DUCATI			
600cc. W 16							
Anteriore destro \ Front right	1994	MS150420130M3	42,00 x 15,00 x 13,00	350cc. F3 / INDIANA / PANTAH 350			
Anteriore sinistro \ Front left	1994	MS150420130M3	42,00 x 15,00 x 13,00	Anteriore destro \ Front right	1987	MS200420160M3	42,00 x 20,00 x 16,00
Posteriore destro \ Rear right	1994	MS170400120M3	40,00 x 17,00 x 12,00	Anteriore sinistro \ Front left	1987	MS200420160M3	42,00 x 20,00 x 16,00
Posteriore sinistro \ Left rear	1994	MS170400120M3 +	40,00 x 17,00 x 12,00	Posteriore destro \ Rear right	1987	MS200420160M3	42,00 x 20,00 x 16,00
Posteriore sinistro \ Left rear	1994	MS200470180EE +	47,00 x 20,00 x 18,00	Posteriore sinistro \ Left rear	1987	MS200470140M3 +	47,00 x 20,00 x 14,00
650cc. ELEFANT 350 / 650							
Anteriore destro \ Front right	1987	MS150420130M3	42,00 x 15,00 x 13,00	Posteriore sinistro \ Left rear	1987	MS200420160M3 +	42,00 x 20,00 x 16,00
Anteriore sinistro \ Front left	1987	MS150420130M3	42,00 x 15,00 x 13,00	350cc. SPORT 350			
Posteriore destro \ Rear right	1987	MS200470140M3	47,00 x 20,00 x 14,00	Anteriore destro \ Front right	1992	MS170400160M3	40,00 x 17,00 x 16,00
Posteriore sinistro \ Left rear	1987	MS170400120M3 +	40,00 x 17,00 x 12,00	Anteriore sinistro \ Front left	1992	MS170400160M3	40,00 x 17,00 x 16,00
Posteriore sinistro \ Left rear	1987	MS200520210EE +	52,00 x 20,00 x 21,00	Posteriore destro \ Rear right	1992	MS170400160M3	40,00 x 17,00 x 16,00
750cc. ELEFANT 750 / BIFARO							
Anteriore destro \ Front right	1988 - 1989	MS150420130M3	42,00 x 15,00 x 13,00	Posteriore sinistro \ Left rear	1992	MS170400160M3 +	40,00 x 17,00 x 16,00
Anteriore destro \ Front right	1993	MS150420130M3	42,00 x 15,00 x 13,00	Posteriore sinistro \ Left rear	1992	MS250470120M3 +	47,00 x 25,00 x 12,00
Anteriore sinistro \ Front left	1993	MS150420130M3	42,00 x 15,00 x 13,00	350cc. SUPERSPORT 350			
Anteriore sinistro \ Front left	1988 - 1989	MS150420130M3	42,00 x 15,00 x 13,00	Anteriore destro \ Front right	1993	MS170470140M3	47,00 x 17,00 x 14,00
Posteriore destro \ Rear right	1993	MS170470140M3	47,00 x 17,00 x 14,00	Anteriore sinistro \ Front left	1993	MS170470140M3	47,00 x 17,00 x 14,00
Posteriore destro \ Rear right	1988 - 1989	MS200470140M3	47,00 x 20,00 x 14,00	Posteriore destro \ Rear right	1993	MS170400160M3	40,00 x 17,00 x 16,00
Posteriore sinistro \ Left rear	1993	MS200520210EE +	52,00 x 20,00 x 21,00	Posteriore sinistro \ Left rear	1993	MS250470120M3 +	47,00 x 25,00 x 12,00
Posteriore sinistro \ Left rear	1988 - 1989	MS170400120M3 +	40,00 x 17,00 x 12,00	Posteriore sinistro \ Left rear	1993	MS170400160M3 +	40,00 x 17,00 x 16,00
Posteriore sinistro \ Left rear	1988 - 1989	MS200520210EE +	52,00 x 20,00 x 21,00	400cc. MONSTER 400			
Posteriore sinistro \ Left rear	1993	MS170400120M3 +	40,00 x 17,00 x 12,00	Anteriore destro \ Front right	1995 - 1997	MS200470140M3	47,00 x 20,00 x 14,00
900cc. ELEFANT 900							
Anteriore destro \ Front right	1993	MS250470120M3	47,00 x 25,00 x 12,00	Anteriore destro \ Front right	2000	MS250470120M3	47,00 x 25,00 x 12,00
				Anteriore sinistro \ Front left	1995 - 1997	MS200470140M3	47,00 x 20,00 x 14,00
				Anteriore sinistro \ Front left	2000	MS250470120M3	47,00 x 25,00 x 12,00
				Posteriore destro \ Rear right	1995 - 1997	MS170400160M3	40,00 x 17,00 x 16,00
				Posteriore destro \ Rear right	2000	MS170470140M3	47,00 x 17,00 x 14,00

APPLICAZIONI / APPLICATIONS	ANNO / YEAR	ATHENA #	DIMENSIONI / SIZES	APPLICAZIONI / APPLICATIONS	ANNO / YEAR	ATHENA #	DIMENSIONI / SIZES
DUCATI							
Posteriore sinistro \ Left rear	1995 - 1997	MS170400160M3	40,00 x 17,00 x 16,00	Anteriore sinistro \ Front left	1998 - 2000	MS250470120M3	47,00 x 25,00 x 12,00
Posteriore sinistro \ Left rear	2000	MS250470120M3 +	47,00 x 25,00 x 12,00	Posteriore sinistro \ Left rear	1998 - 1999	MU420520200AA +	52,00 x 42,00 x 20,00
Posteriore sinistro \ Left rear	2000	MS170470140M3 +	47,00 x 17,00 x 14,00	748cc. 748 R			
400cc. SUPERSPORT 400							
Anteriore destro \ Front right	1993 - 1997	MS200470140M3	47,00 x 20,00 x 14,00	Anteriore destro \ Front right	2000	MS250470120M3	47,00 x 25,00 x 12,00
Anteriore destro \ Front right	1994	MS170400160M3	40,00 x 17,00 x 16,00	Anteriore sinistro \ Front left	2000	MS250470120M3	47,00 x 25,00 x 12,00
Anteriore destro \ Front right	1993	MS170470140M3	47,00 x 17,00 x 14,00	748cc. 748 RACING			
Anteriore sinistro \ Front left	1993 - 1997	MS200470140M3	47,00 x 20,00 x 14,00	Anteriore destro \ Front right	1998 - 1999	MS250470120M3	47,00 x 25,00 x 12,00
Anteriore sinistro \ Front left	1993	MS170470140M3	47,00 x 17,00 x 14,00	Anteriore sinistro \ Front left	1998 - 1999	MS250470120M3	47,00 x 25,00 x 12,00
Anteriore sinistro \ Front left	1994	MS170400160M3	40,00 x 17,00 x 16,00	Posteriore sinistro \ Left rear	1998 - 1999	MU420520200AA +	52,00 x 42,00 x 20,00
Posteriore destro \ Rear right	1993 - 1997	MS170400160M3	40,00 x 17,00 x 16,00	748cc. 748 RS			
Posteriore destro \ Rear right	1993 - 1994	MS170400160M3	40,00 x 17,00 x 16,00	Anteriore destro \ Front right	2000	MS250470120M3	47,00 x 25,00 x 12,00
Posteriore sinistro \ Left rear	1993 - 1994	MS170400160M3 +	40,00 x 17,00 x 16,00	Anteriore sinistro \ Front left	2000	MS250470120M3	47,00 x 25,00 x 12,00
Posteriore sinistro \ Left rear	1993 - 1994	MS250470120M3 +	47,00 x 25,00 x 12,00	Posteriore sinistro \ Left rear	2000	MU420520200AA	52,00 x 42,00 x 20,00
Posteriore sinistro \ Left rear	1993 - 1997	MS170400160M3	40,00 x 17,00 x 16,00	748cc. 748 S			
600cc. MONSTER 600							
Anteriore destro \ Front right	1993 - 1999	MS200470140M3	47,00 x 20,00 x 14,00	Anteriore destro \ Front right	2000	MS250470120M3	47,00 x 25,00 x 12,00
Anteriore destro \ Front right	2000	MS250470120M3	47,00 x 25,00 x 12,00	Anteriore sinistro \ Front left	1995 - 1997	MS250470120M3	47,00 x 25,00 x 12,00
Anteriore sinistro \ Front left	1993 - 1999	MS200470140M3	47,00 x 20,00 x 14,00	Anteriore sinistro \ Front left	1995 - 1997	MS250470120M3	47,00 x 25,00 x 12,00
Anteriore sinistro \ Front left	2000	MS250470120M3	47,00 x 25,00 x 12,00	Posteriore sinistro \ Left rear	1995 - 1997	MS350620140M3 +	62,00 x 35,00 x 14,00
Posteriore destro \ Rear right	1993 - 1997	MS170400160M3	40,00 x 17,00 x 16,00	Posteriore sinistro \ Left rear	1995 - 1997	MU420520200AA +	52,00 x 42,00 x 20,00
Posteriore destro \ Rear right	1998 - 1999	MS170400120M3	40,00 x 17,00 x 12,00	748cc. 748 SPS			
Posteriore destro \ Rear right	2000	MS170470140M3	47,00 x 17,00 x 14,00	Anteriore destro \ Front right	1998 - 1999	MS250470120M3	47,00 x 25,00 x 12,00
Posteriore sinistro \ Left rear	1993 - 1997	MS170400160M3	40,00 x 17,00 x 16,00	Anteriore sinistro \ Front left	1998 - 1999	MS250470120M3	47,00 x 25,00 x 12,00
Posteriore sinistro \ Left rear	1998 - 1999	MS170400120M3 +	40,00 x 17,00 x 12,00	Posteriore sinistro \ Left rear	1998 - 1999	MU420520200AA +	52,00 x 42,00 x 20,00
Posteriore sinistro \ Left rear	1998 - 2000	MS250470120M3 +	47,00 x 25,00 x 12,00	750cc. F1 750			
Posteriore sinistro \ Left rear	2000	MS170470140M3 +	47,00 x 17,00 x 14,00	Anteriore destro \ Front right	1987	MS200420160M3	42,00 x 20,00 x 16,00
600cc. MONSTER DARK 600							
Anteriore destro \ Front right	1998 - 1999	MS200470140M3	47,00 x 20,00 x 14,00	Anteriore sinistro \ Front left	1987	MS200420160M3	42,00 x 20,00 x 16,00
Anteriore sinistro \ Front left	1998 - 1999	MS200470140M3	47,00 x 20,00 x 14,00	Posteriore destro \ Rear right	1987	MS200420160M3	42,00 x 20,00 x 16,00
Posteriore destro \ Rear right	1998 - 1999	MS170400120M3	40,00 x 17,00 x 12,00	Posteriore sinistro \ Left rear	1987	MS200470140M3 +	47,00 x 20,00 x 14,00
Posteriore sinistro \ Left rear	1998 - 1999	MS250470120M3	47,00 x 25,00 x 12,00	Posteriore sinistro \ Left rear	1987	MS200420160M3 +	42,00 x 20,00 x 16,00
600cc. SUPERSPORT 600							
Anteriore destro \ Front right	1991 - 1997	MS200470140M3	47,00 x 20,00 x 14,00	750cc. INDIANA 750			
Anteriore sinistro \ Front left	1991 - 1997	MS200470140M3	47,00 x 20,00 x 14,00	Anteriore destro \ Front right	1987	MS200420160M3	42,00 x 20,00 x 16,00
Posteriore destro \ Rear right	1991 - 1997	MS170400120M3	40,00 x 17,00 x 12,00	Anteriore sinistro \ Front left	1987	MS200420160M3	42,00 x 20,00 x 16,00
Posteriore destro \ Rear right	1994 - 1995	MS170400160M3	40,00 x 17,00 x 16,00	Posteriore destro \ Rear right	1987	MS200420160M3	42,00 x 20,00 x 16,00
Posteriore sinistro \ Left rear	1991 - 1997	MS170400120M3	40,00 x 17,00 x 12,00	Posteriore sinistro \ Left rear	1987	MS200420160M3 +	42,00 x 20,00 x 16,00
Posteriore sinistro \ Left rear	1994 - 1995	MS250470120M3 +	47,00 x 25,00 x 12,00	Posteriore sinistro \ Left rear	1987	MS200520210EE +	52,00 x 20,00 x 21,00
Posteriore sinistro \ Left rear	1994 - 1995	MS170400160M3 +	40,00 x 17,00 x 16,00	750cc. MONSTER 750			
650cc. 350 / 400 / 650 / 650 USA							
Anteriore destro \ Front right	1987	MS200420160M3	42,00 x 20,00 x 16,00	Anteriore destro \ Front right	1996 - 1999	MS200470140M3	47,00 x 20,00 x 14,00
Anteriore sinistro \ Front left	1987	MS200420160M3	42,00 x 20,00 x 16,00	Anteriore destro \ Front right	2000	MS250470120M3	47,00 x 25,00 x 12,00
Posteriore destro \ Rear right	1987	MS200420160M3	42,00 x 20,00 x 16,00	Anteriore sinistro \ Front left	2000	MS250470120M3	47,00 x 25,00 x 12,00
Posteriore sinistro \ Left rear	1987	MS200470140M3 +	47,00 x 20,00 x 14,00	Anteriore sinistro \ Front left	1996 - 1999	MS200470140M3	47,00 x 20,00 x 14,00
Posteriore sinistro \ Left rear	1987	MS200420160M3 +	42,00 x 20,00 x 16,00	Posteriore destro \ Rear right	1996 - 1999	MS170400120M3	40,00 x 17,00 x 12,00
650cc. 350 / 650 INDIANA							
Anteriore destro \ Front right	1987	MS200420120M3 +	42,00 x 20,00 x 12,00	Posteriore sinistro \ Left rear	1996 - 2000	MS250470120M3 +	47,00 x 25,00 x 12,00
Anteriore destro \ Front right	1987	MS200470140M3 +	47,00 x 20,00 x 14,00	Posteriore sinistro \ Left rear	1996 - 1999	MS170400120M3 +	40,00 x 17,00 x 12,00
Anteriore sinistro \ Front left	1987	MS200470140M3 +	47,00 x 20,00 x 14,00	Posteriore sinistro \ Left rear	2000	MS170470140M3 +	47,00 x 17,00 x 14,00
Anteriore sinistro \ Front left	1987	MS200420120M3 +	42,00 x 20,00 x 12,00	750cc. MONSTER CITY / CITY DARK 750			
Posteriore destro \ Rear right	1987	MS200470140M3 +	47,00 x 20,00 x 14,00	Anteriore destro \ Front right	1999	MS200470140M3	47,00 x 20,00 x 14,00
Posteriore destro \ Rear right	1987	MS200420160M3 +	42,00 x 20,00 x 16,00	Anteriore sinistro \ Front left	1999	MS200470140M3	47,00 x 20,00 x 14,00
Posteriore sinistro \ Left rear	1987	MS200520210EE +	52,00 x 20,00 x 21,00	Posteriore destro \ Rear right	1999	MS170400120M3	40,00 x 17,00 x 12,00
Posteriore sinistro \ Left rear	1987	MS200420120M3 +	42,00 x 20,00 x 12,00	Posteriore sinistro \ Left rear	1999	MS170400120M3 +	40,00 x 17,00 x 12,00
748cc. 748 BIPOSTO							
Anteriore destro \ Front right	1998 - 2000	MS250470120M3	47,00 x 25,00 x 12,00	Posteriore sinistro \ Left rear	1999	MS250470120M3 +	47,00 x 25,00 x 12,00
750cc. MONSTER USA / DARK 750							
Anteriore destro \ Front right	1999	MS200470140M3	47,00 x 20,00 x 14,00	Anteriore destro \ Front right	1999	MS200470140M3	47,00 x 20,00 x 14,00
Anteriore sinistro \ Front left	1999	MS200470140M3	47,00 x 20,00 x 14,00	Anteriore sinistro \ Front left	1999	MS200470140M3	47,00 x 20,00 x 14,00
Posteriore destro \ Rear right	1999	MS170400120M3	40,00 x 17,00 x 12,00	Posteriore destro \ Rear right	1999	MS170400120M3	40,00 x 17,00 x 12,00
Posteriore sinistro \ Left rear	1999	MS170400120M3 +	40,00 x 17,00 x 12,00	Posteriore sinistro \ Left rear	1999	MS170400120M3 +	40,00 x 17,00 x 12,00
Posteriore sinistro \ Left rear	1999	MS250470120M3 +	47,00 x 25,00 x 12,00	750cc. MONSTER USA / DARK 750			
Anteriore destro \ Front right	1999	MS200470140M3	47,00 x 20,00 x 14,00	Anteriore destro \ Front right	1999	MS200470140M3	47,00 x 20,00 x 14,00
Anteriore sinistro \ Front left	1999	MS200470140M3	47,00 x 20,00 x 14,00	Anteriore sinistro \ Front left	1999	MS200470140M3	47,00 x 20,00 x 14,00
Posteriore destro \ Rear right	1999	MS170400120M3	40,00 x 17,00 x 12,00	Posteriore destro \ Rear right	1999	MS170400120M3	40,00 x 17,00 x 12,00
Posteriore sinistro \ Left rear	1999	MS170400120M3 +	40,00 x 17,00 x 12,00	Posteriore sinistro \ Left rear	1999	MS170400120M3 +	40,00 x 17,00 x 12,00
Posteriore sinistro \ Left rear	1999	MS250470120M3 +	47,00 x 25,00 x 12,00	Posteriore sinistro \ Left rear	1999	MS250470120M3 +	47,00 x 25,00 x 12,00

APPLICAZIONI / APPLICATIONS	ANNO / YEAR	ATHENA #	DIMENSIONI / SIZES	APPLICAZIONI / APPLICATIONS	ANNO / YEAR	ATHENA #	DIMENSIONI / SIZES
DUCATI							
750cc. MONTJUICH 750							
Anteriore destro \ Front right		MS200420160M3	42,00 x 20,00 x 16,00	Anteriore sinistro \ Front left	2000	MS250470120M3	47,00 x 25,00 x 12,00
Anteriore sinistro \ Front left		MS200420160M3	42,00 x 20,00 x 16,00	Posteriore destro \ Rear right	2000	MS170470140M3	47,00 x 17,00 x 14,00
Posteriore destro \ Rear right		MS200420160M3	42,00 x 20,00 x 16,00	Posteriore sinistro \ Left rear	2000	MS250470120M3 +	47,00 x 25,00 x 12,00
Posteriore sinistro \ Left rear		MS200420160M3 +	42,00 x 20,00 x 16,00	Posteriore sinistro \ Left rear	2000	MS170470140M3 +	47,00 x 17,00 x 14,00
Posteriore sinistro \ Left rear		MS200470140M3 +	47,00 x 20,00 x 14,00	750cc. SUPERSPORT 750 USA			
750cc. PASO 750							
Anteriore destro \ Front right	1988	MS200420160M3	42,00 x 20,00 x 16,00	Anteriore destro \ Front right	1992	MS170470140M3	47,00 x 17,00 x 14,00
Anteriore sinistro \ Front left	1988	MS200420160M3	42,00 x 20,00 x 16,00	Anteriore destro \ Front right	1999	MS250470120M3	47,00 x 25,00 x 12,00
Posteriore destro \ Rear right	1988	MS200420160M3	42,00 x 20,00 x 16,00	Anteriore sinistro \ Front left	1992	MS170470140M3	47,00 x 17,00 x 14,00
Posteriore sinistro \ Left rear	1988	MS250470120M3 +	47,00 x 25,00 x 12,00	Anteriore sinistro \ Front left	1999	MS250470120M3	47,00 x 25,00 x 12,00
Posteriore sinistro \ Left rear	1988	MS200420160M3 +	42,00 x 20,00 x 16,00	Posteriore destro \ Rear right	1999	MS170470140M3	47,00 x 17,00 x 14,00
750cc. SANTAMONICA 750							
Anteriore destro \ Front right	1988	MS200420160M3	42,00 x 20,00 x 16,00	Posteriore destro \ Rear right	1992	MS170400160M3	40,00 x 17,00 x 16,00
Anteriore sinistro \ Front left	1988	MS200420160M3	42,00 x 20,00 x 16,00	Posteriore sinistro \ Left rear	1992	MS250470120M3 +	47,00 x 25,00 x 12,00
Posteriore destro \ Rear right	1988	MS200420160M3	42,00 x 20,00 x 16,00	Posteriore sinistro \ Left rear	1992	MS170400160M3 +	40,00 x 17,00 x 16,00
Posteriore sinistro \ Left rear	1988	MS250470120M3 +	47,00 x 25,00 x 12,00	Posteriore sinistro \ Left rear	1999	MS250470120M3 +	47,00 x 25,00 x 12,00
Posteriore sinistro \ Left rear	1988	MS200420160M3 +	42,00 x 20,00 x 16,00	Posteriore sinistro \ Left rear	1999	MS170470140M3 +	47,00 x 17,00 x 14,00
750cc. SPORT 750							
Anteriore destro \ Front right	1988	MS200420160M3	42,00 x 20,00 x 16,00	851cc. 851 SUPERBIKE			
Anteriore sinistro \ Front left	1988	MS200420160M3	42,00 x 20,00 x 16,00	Anteriore destro \ Front right	1988	MS200420160M3	42,00 x 20,00 x 16,00
Posteriore destro \ Rear right	1988	MS200420160M3	42,00 x 20,00 x 16,00	Anteriore sinistro \ Front left	1988	MS200420160M3	42,00 x 20,00 x 16,00
Posteriore sinistro \ Left rear	1988	MS250470120M3 +	47,00 x 25,00 x 12,00	Posteriore destro \ Rear right	1988	MS200420160M3	42,00 x 20,00 x 16,00
Posteriore sinistro \ Left rear	1988	MS200420160M3 +	42,00 x 20,00 x 16,00	Posteriore sinistro \ Left rear	1988	MS200470140M3 +	47,00 x 20,00 x 14,00
750cc. SS DESMODUE 750							
Anteriore destro \ Front right	1994 - 1995	MS200470140M3	47,00 x 20,00 x 14,00	Posteriore sinistro \ Left rear	1988	MS200420160M3 +	42,00 x 20,00 x 16,00
Anteriore destro \ Front right	1991 - 1993	MS170470140M3	47,00 x 17,00 x 14,00	851cc. 851 SUPERBIKE BIPOSTO			
Anteriore sinistro \ Front left	1991 - 1993	MS170470140M3	47,00 x 17,00 x 14,00	Anteriore destro \ Front right	1990 - 1993	MS170470140M3	47,00 x 17,00 x 14,00
Anteriore sinistro \ Front left	1994 - 1995	MS200470140M3	47,00 x 20,00 x 14,00	Anteriore sinistro \ Front left	1990 - 1993	MS170470140M3	47,00 x 17,00 x 14,00
Posteriore destro \ Rear right	1991 - 1995	MS170400160M3	40,00 x 17,00 x 16,00	Posteriore destro \ Rear right	1990 - 1993	MS170400160M3	40,00 x 17,00 x 16,00
Posteriore sinistro \ Left rear	1991 - 1995	MS250470120M3 +	47,00 x 25,00 x 12,00	Posteriore sinistro \ Left rear	1990 - 1993	MS170400160M3 +	40,00 x 17,00 x 16,00
Posteriore sinistro \ Left rear	1991 - 1995	MS170400160M3 +	40,00 x 17,00 x 16,00	Posteriore sinistro \ Left rear	1990 - 1993	MS250470120M3 +	47,00 x 25,00 x 12,00
750cc. SS DESMODUE USA 750							
Anteriore destro \ Front right	1993	MS170470140M3	47,00 x 17,00 x 14,00	851cc. 851 SUPERBIKE SP			
Anteriore sinistro \ Front left	1993	MS170470140M3	47,00 x 17,00 x 14,00	Anteriore destro \ Front right	1991	MS170470140M3	47,00 x 17,00 x 14,00
Posteriore destro \ Rear right	1993	MS170400160M3	40,00 x 17,00 x 16,00	Anteriore sinistro \ Front left	1991	MS170470140M3	47,00 x 17,00 x 14,00
Posteriore sinistro \ Left rear	1993	MS250470120M3 +	47,00 x 25,00 x 12,00	Posteriore destro \ Rear right	1991	MS170400160M3	40,00 x 17,00 x 16,00
Posteriore sinistro \ Left rear	1993	MS170400160M3 +	40,00 x 17,00 x 16,00	Posteriore sinistro \ Left rear	1991	MS170400160M3 +	40,00 x 17,00 x 16,00
750cc. SUPERSPORT 750 EUROPA							
Anteriore destro \ Front right	1999	MS250470120M3	47,00 x 25,00 x 12,00	Posteriore sinistro \ Left rear	1991	MS250470120M3 +	47,00 x 25,00 x 12,00
Anteriore destro \ Front right	1991 - 1997	MS170470140M3	47,00 x 17,00 x 14,00	Posteriore sinistro \ Left rear	1991 - 1997	MS250470120M3	47,00 x 25,00 x 12,00
Anteriore sinistro \ Front left	1991 - 1997	MS170470140M3	47,00 x 17,00 x 14,00	Posteriore destro \ Rear right	1991 - 1997	MS170400120M3	40,00 x 17,00 x 12,00
Anteriore sinistro \ Front left	1999	MS250470120M3	47,00 x 25,00 x 12,00	Posteriore destro \ Rear right	1999	MS170470140M3	47,00 x 17,00 x 14,00
Posteriore destro \ Rear right	1991 - 1997	MS170400120M3	40,00 x 17,00 x 12,00	Posteriore sinistro \ Left rear	1991 - 1997	MS250470120M3 +	47,00 x 25,00 x 12,00
Posteriore destro \ Rear right	1999	MS170470140M3	47,00 x 17,00 x 14,00	Posteriore sinistro \ Left rear	1999	MS250470120M3 +	47,00 x 25,00 x 12,00
Posteriore sinistro \ Left rear	1991 - 1997	MS250470120M3 +	47,00 x 25,00 x 12,00	Posteriore sinistro \ Left rear	1991 - 1997	MS250470120M3 +	47,00 x 25,00 x 12,00
Posteriore sinistro \ Left rear	1999	MS250470120M3 +	47,00 x 25,00 x 12,00	Posteriore sinistro \ Left rear	1991 - 1997	MS170400120M3 +	40,00 x 17,00 x 12,00
Posteriore sinistro \ Left rear	1991 - 1997	MS170400120M3 +	40,00 x 17,00 x 12,00	Posteriore destro \ Rear right	1993	MS170400160M3	40,00 x 17,00 x 16,00
Posteriore sinistro \ Left rear	1999	MS170470140M3 +	47,00 x 17,00 x 14,00	Posteriore sinistro \ Left rear	1993	MS250470120M3 +	47,00 x 25,00 x 12,00
750cc. SUPERSPORT 750 I.E.							
Anteriore destro \ Front right	2000	MS250470120M3	47,00 x 25,00 x 12,00	Posteriore sinistro \ Left rear	1993	MS170400160M3 +	40,00 x 17,00 x 16,00
888cc. 888 S.P.5 DESMO4							
851cc. 851 SUPERBIKE USA							
888cc. 888 SBK S.P.O USA							

APPLICAZIONI / APPLICATIONS	ANNO / YEAR	ATHENA #	DIMENSIONI / SIZES	APPLICAZIONI / APPLICATIONS	ANNO / YEAR	ATHENA #	DIMENSIONI / SIZES
DUCATI							
888cc. 888 STRADA DESMO4							
Anteriore destro \ Front right	1994	MS170470140M3	47,00 x 17,00 x 14,00	Posteriore destro \ Rear right	1999	MS170400120M3	40,00 x 17,00 x 12,00
Anteriore sinistro \ Front left	1994	MS170470140M3	47,00 x 17,00 x 14,00	Posteriore sinistro \ Left rear	1999	MS170400120M3 +	40,00 x 17,00 x 12,00
Posteriore destro \ Rear right	1994	MS170400160M3	40,00 x 17,00 x 16,00	Posteriore sinistro \ Left rear	1999	MS250470120M3 +	47,00 x 25,00 x 12,00
Posteriore sinistro \ Left rear	1994	MS250470120M3 +	47,00 x 25,00 x 12,00	900cc. PASO 906			
Posteriore sinistro \ Left rear	1994	MS170400160M3 +	40,00 x 17,00 x 16,00	Anteriore destro \ Front right	1988 - 1989	MS200420160M3	42,00 x 20,00 x 16,00
888cc. 888 SUPERBIKE SP				Anteriore sinistro \ Front left	1988 - 1989	MS200420160M3	42,00 x 20,00 x 16,00
Anteriore destro \ Front right	1992	MS170470140M3	47,00 x 17,00 x 14,00	Posteriore destro \ Rear right	1988 - 1989	MS200420160M3	42,00 x 20,00 x 16,00
Anteriore sinistro \ Front left	1992	MS170470140M3	47,00 x 17,00 x 14,00	Posteriore sinistro \ Left rear	1988 - 1989	MS250470120M3 +	47,00 x 25,00 x 12,00
Posteriore destro \ Rear right	1992	MS170400160M3	40,00 x 17,00 x 16,00	Posteriore sinistro \ Left rear	1988 - 1989	MS200420160M3 +	42,00 x 20,00 x 16,00
Posteriore sinistro \ Left rear	1992	MS250470120M3 +	47,00 x 25,00 x 12,00	900cc. SUPERLIGHT DESMO 900			
Posteriore sinistro \ Left rear	1992	MS170400160M3 +	40,00 x 17,00 x 16,00	Anteriore destro \ Front right	1993	MS170470140M3	47,00 x 17,00 x 14,00
888cc. 888 SUPERBIKE STRADA				Anteriore sinistro \ Front left	1993	MS170470140M3	47,00 x 17,00 x 14,00
Anteriore destro \ Front right	1993 - 1995	MS200470140M3	47,00 x 20,00 x 14,00	Posteriore destro \ Rear right	1993	MS170400160M3	40,00 x 17,00 x 16,00
Anteriore sinistro \ Front left	1993 - 1995	MS200470140M3	47,00 x 20,00 x 14,00	Posteriore sinistro \ Left rear	1993	MS170400160M3 +	40,00 x 17,00 x 16,00
Posteriore destro \ Rear right	1993 - 1995	MS170400160M3	40,00 x 17,00 x 16,00	Posteriore sinistro \ Left rear	1993	MS250470120M3 +	47,00 x 25,00 x 12,00
Posteriore sinistro \ Left rear	1993 - 1995	MS170400160M3 +	40,00 x 17,00 x 16,00	900cc. SUPERSPORT 900			
Posteriore sinistro \ Left rear	1993 - 1995	MS250470120M3 +	47,00 x 25,00 x 12,00	Anteriore destro \ Front right	1989 - 1993	MS170470140M3	47,00 x 17,00 x 14,00
888cc. 888 SUPERBIKE USA				Anteriore sinistro \ Front left	1989 - 1993	MS170470140M3	47,00 x 17,00 x 14,00
Anteriore destro \ Front right	1993	MS170470140M3	47,00 x 17,00 x 14,00	Posteriore destro \ Rear right	1989 - 1993	MS170400160M3	40,00 x 17,00 x 16,00
Anteriore sinistro \ Front left	1993	MS170470140M3	47,00 x 17,00 x 14,00	Posteriore sinistro \ Left rear	1989 - 1993	MS170400160M3 +	40,00 x 17,00 x 16,00
Posteriore destro \ Rear right	1993	MS170400160M3	40,00 x 17,00 x 16,00	Posteriore sinistro \ Left rear	1989 - 1993	MS250470120M3 +	47,00 x 25,00 x 12,00
Posteriore sinistro \ Left rear	1993	MS170400160M3 +	40,00 x 17,00 x 16,00	900cc. SUPERSPORT 900 I.E.			
Posteriore sinistro \ Left rear	1993	MS250470120M3 +	47,00 x 25,00 x 12,00	Anteriore destro \ Front right	2000	MS250470120M3	47,00 x 25,00 x 12,00
900cc. MONSTER / MONSTER DARK 900				Anteriore sinistro \ Front left	2000	MS250470120M3	47,00 x 25,00 x 12,00
Anteriore destro \ Front right	1999	MS200470140M3	47,00 x 20,00 x 14,00	Posteriore destro \ Rear right	2000	MS170470140M3	47,00 x 17,00 x 14,00
Anteriore sinistro \ Front left	1999	MS200470140M3	47,00 x 20,00 x 14,00	Posteriore sinistro \ Left rear	2000	MS250470120M3 +	47,00 x 25,00 x 12,00
Posteriore destro \ Rear right	1999	MS170400120M3	40,00 x 17,00 x 12,00	Posteriore sinistro \ Left rear	2000	MS170470140M3 +	47,00 x 17,00 x 14,00
Posteriore sinistro \ Left rear	1999	MS170400120M3 +	40,00 x 17,00 x 12,00	900cc. SUPERSPORT 900 SUPERLIGHT			
Posteriore sinistro \ Left rear	1999	MS250470120M3 +	47,00 x 25,00 x 12,00	Anteriore destro \ Front right	1991 - 1997	MS170470140M3	47,00 x 17,00 x 14,00
900cc. MONSTER 900				Anteriore sinistro \ Front left	1991 - 1997	MS170470140M3	47,00 x 17,00 x 14,00
Anteriore destro \ Front right	1993 - 1999	MS200470140M3	47,00 x 20,00 x 14,00	Posteriore destro \ Rear right	1991 - 1997	MS170400160M3	40,00 x 17,00 x 16,00
Anteriore sinistro \ Front left	1993 - 1999	MS200470140M3	47,00 x 20,00 x 14,00	Posteriore sinistro \ Left rear	1991 - 1997	MS170400160M3 +	40,00 x 17,00 x 16,00
Posteriore destro \ Rear right	1993 - 1999	MS170400120M3	40,00 x 17,00 x 12,00	Posteriore sinistro \ Left rear	1991 - 1997	MS250470120M3 +	47,00 x 25,00 x 12,00
Posteriore sinistro \ Left rear	1993 - 1999	MS250470120M3 +	47,00 x 25,00 x 12,00	900cc. SUPERSPORT CR USA / FE 900			
Posteriore sinistro \ Left rear	1993 - 1999	MS170400120M3 +	40,00 x 17,00 x 12,00	Anteriore destro \ Front right	1998 - 1999	MS250470120M3	47,00 x 25,00 x 12,00
900cc. MONSTER CITY / CITY DARK 900				Anteriore sinistro \ Front left	1998 - 1999	MS250470120M3	47,00 x 25,00 x 12,00
Anteriore destro \ Front right	1999	MS200470140M3	47,00 x 20,00 x 14,00	Posteriore destro \ Rear right	1998 - 1999	MS170470140M3	47,00 x 17,00 x 14,00
Anteriore sinistro \ Front left	1999	MS200470140M3	47,00 x 20,00 x 14,00	Posteriore sinistro \ Left rear	1998 - 1999	MS170470140M3 +	47,00 x 17,00 x 14,00
Posteriore destro \ Rear right	1999	MS170400120M3	40,00 x 17,00 x 12,00	Posteriore sinistro \ Left rear	1998 - 1999	MS250470120M3 +	47,00 x 25,00 x 12,00
Posteriore sinistro \ Left rear	1999	MS250470120M3 +	47,00 x 25,00 x 12,00	900cc. SUPERSPORT USA 900			
Posteriore sinistro \ Left rear	1999	MS170400120M3 +	40,00 x 17,00 x 12,00	Anteriore destro \ Front right	1991	MS170470140M3	47,00 x 17,00 x 14,00
900cc. MONSTER CROMO / SPECIAL 900				Anteriore destro \ Front right	1998 - 1999	MS250470120M3	47,00 x 25,00 x 12,00
Anteriore destro \ Front right	1998	MS200470140M3	47,00 x 20,00 x 14,00	Anteriore sinistro \ Front left	1998 - 1999	MS250470120M3	47,00 x 25,00 x 12,00
Anteriore sinistro \ Front left	1998	MS200470140M3	47,00 x 20,00 x 14,00	Anteriore sinistro \ Front left	1991	MS170470140M3	47,00 x 17,00 x 14,00
Posteriore destro \ Rear right	1998	MS170400120M3	40,00 x 17,00 x 12,00	Posteriore destro \ Rear right	1998 - 1999	MS170470140M3	47,00 x 17,00 x 14,00
Posteriore sinistro \ Left rear	1998	MS170400120M3 +	40,00 x 17,00 x 12,00	Posteriore destro \ Rear right	1991	MS170400160M3	40,00 x 17,00 x 16,00
Posteriore sinistro \ Left rear	1998	MS250470120M3 +	47,00 x 25,00 x 12,00	Posteriore sinistro \ Left rear	1991	MS170400160M3 +	40,00 x 17,00 x 16,00
900cc. MONSTER I.E. 900				Posteriore sinistro \ Left rear	1998 - 1999	MS170470140M3 +	47,00 x 17,00 x 14,00
Anteriore destro \ Front right	2000	MS250470120M3	47,00 x 25,00 x 12,00	Posteriore sinistro \ Left rear	1998 - 1999	MS250470120M3 +	47,00 x 25,00 x 12,00
Anteriore sinistro \ Front left	2000	MS250470120M3	47,00 x 25,00 x 12,00	Posteriore sinistro \ Left rear	1991	MS250470120M3 +	47,00 x 25,00 x 12,00
Posteriore destro \ Rear right	2000	MS170470140M3	47,00 x 17,00 x 14,00	907cc. 907 I.E.			
Posteriore sinistro \ Left rear	2000	MS170470140M3 +	47,00 x 17,00 x 14,00	Anteriore destro \ Front right	1990 - 1993	MS170470140M3	47,00 x 17,00 x 14,00
Posteriore sinistro \ Left rear	2000	MS250470120M3 +	47,00 x 25,00 x 12,00	Anteriore sinistro \ Front left	1990 - 1993	MS170470140M3	47,00 x 17,00 x 14,00
900cc. MONSTER USA 900				Posteriore destro \ Rear right	1990 - 1993	MS170400160M3	40,00 x 17,00 x 16,00
Anteriore destro \ Front right	1999	MS200470140M3	47,00 x 20,00 x 14,00	Posteriore sinistro \ Left rear	1990 - 1993	MS170400160M3 +	40,00 x 17,00 x 16,00
Anteriore sinistro \ Front left	1999	MS200470140M3	47,00 x 20,00 x 14,00	Posteriore sinistro \ Left rear	1990 - 1993	MS250470120M3 +	47,00 x 25,00 x 12,00
907cc. 907 I.E. USA							

APPLICAZIONI / APPLICATIONS	ANNO / YEAR	ATHENA #	DIMENSIONI / SIZES	APPLICAZIONI / APPLICATIONS	ANNO / YEAR	ATHENA #	DIMENSIONI / SIZES
DUCATI							
Anteriore destro \ Front right	1991 - 1992	MS170470140M3	47,00 x 17,00 x 14,00	Posteriore sinistro \ Left rear	1999 - 2000	MU420520200AA +	52,00 x 42,00 x 20,00
Anteriore sinistro \ Front left	1991 - 1992	MS170470140M3	47,00 x 17,00 x 14,00	996cc. 996 SPS II / III			
Posteriore destro \ Rear right	1991 - 1992	MS170400160M3	40,00 x 17,00 x 16,00	Anteriore destro \ Front right	1999 - 2000	MS250470120M3	47,00 x 25,00 x 12,00
Posteriore sinistro \ Left rear	1991 - 1992	MS170400160M3 +	40,00 x 17,00 x 16,00	Anteriore sinistro \ Front left	1999 - 2000	MS250470120M3	47,00 x 25,00 x 12,00
Posteriore sinistro \ Left rear	1991 - 1992	MS250470120M3 +	47,00 x 25,00 x 12,00	Posteriore sinistro \ Left rear	1999	MU420520200AA	52,00 x 42,00 x 20,00
916cc. 916 BIPOSTO / SENNA							
Anteriore destro \ Front right	1994 - 1998	MS250470120M3	47,00 x 25,00 x 12,00	996cc. 996 USA			
Anteriore sinistro \ Front left	1994 - 1998	MS250470120M3	47,00 x 25,00 x 12,00	Anteriore destro \ Front right	1999	MS250470120M3	47,00 x 25,00 x 12,00
Posteriore sinistro \ Left rear	1994 - 1998	MU420520200AA +	52,00 x 42,00 x 20,00	Anteriore sinistro \ Front left	1999	MS250470120M3	47,00 x 25,00 x 12,00
Posteriore sinistro \ Left rear	1994 - 1998	MU420520200AA +	52,00 x 42,00 x 20,00	Posteriore sinistro \ Left rear	1999	MU420520200AA +	52,00 x 42,00 x 20,00
916cc. 916 RACING							
Anteriore sinistro \ Front left	1997 - 1998	MS250470120M3	47,00 x 25,00 x 12,00	GILERA			
916cc. 916 SP							
Anteriore destro \ Front right	1994 - 1996	MS250470120M3	47,00 x 25,00 x 12,00	50cc. EAGLET 50			
Anteriore sinistro \ Front left	1994 - 1996	MS250470120M3	47,00 x 25,00 x 12,00	Anteriore destro \ Front right	1996	MS150350110D1	35,00 x 15,00 x 11,00
Posteriore sinistro \ Left rear	1994 - 1996	MS350620140M3 +	62,00 x 35,00 x 14,00	Anteriore sinistro \ Front left	1996	MS150350110D1	35,00 x 15,00 x 11,00
Posteriore sinistro \ Left rear	1994 - 1996	MU420520200AA +	52,00 x 42,00 x 20,00	Posteriore destro \ Rear right	1996	MS150350110D1	35,00 x 15,00 x 11,00
916cc. 916 SPORT TOURING 4 / USA							
Anteriore destro \ Front right	1999	MS250470120M3	47,00 x 25,00 x 12,00	Posteriore sinistro \ Left rear	1996	MS150350110D1	35,00 x 15,00 x 11,00
Anteriore sinistro \ Front left	1999	MS250470120M3	47,00 x 25,00 x 12,00	50cc. EAGLET 50 AUT.			
Posteriore destro \ Rear right	1999	MS250470120M3	47,00 x 25,00 x 12,00	Anteriore destro \ Front right	1996 - 1997	MS150350110D1	35,00 x 15,00 x 11,00
Posteriore sinistro \ Left rear	1999	MS300550130D3 +	55,00 x 30,00 x 13,00	Anteriore sinistro \ Front left	1996 - 1997	MS150350110D1	35,00 x 15,00 x 11,00
Posteriore sinistro \ Left rear	1999	MS250470120M3 +	47,00 x 25,00 x 12,00	Posteriore destro \ Rear right	1996 - 1997	MS150350110D1	35,00 x 15,00 x 11,00
Posteriore sinistro \ Left rear	1999	MS250470120M3 +	47,00 x 25,00 x 12,00	Posteriore sinistro \ Left rear	1996 - 1997	MS150350110D1	35,00 x 15,00 x 11,00
916cc. 916 USA							
Anteriore destro \ Front right	1994 - 1997	MS250470120M3	47,00 x 25,00 x 12,00	50cc. RK 50 CANNIBAL			
Anteriore sinistro \ Front left	1994 - 1997	MS250470120M3	47,00 x 25,00 x 12,00	Anteriore destro \ Front right	1996 - 1998	MS120320100Z1	32,00 x 12,00 x 10,00
Posteriore sinistro \ Left rear	1994 - 1997	MU420520200AA +	52,00 x 42,00 x 20,00	Anteriore sinistro \ Front left	1996 - 1998	MS120320100Z1	32,00 x 12,00 x 10,00
Posteriore sinistro \ Left rear	1994 - 1997	MS350620140M3 +	62,00 x 35,00 x 14,00	Posteriore sinistro \ Left rear	1996 - 1998	MS120320100Z1	32,00 x 12,00 x 10,00
944cc. 944 ST2							
Anteriore destro \ Front right	1997 - 2000	MS250470120M3	47,00 x 25,00 x 12,00	125cc. COGUAR 125			
Anteriore sinistro \ Front left	1997 - 2000	MS250470120M3	47,00 x 25,00 x 12,00	Anteriore destro \ Front right	1999	MS150350110D1	35,00 x 15,00 x 11,00
Posteriore destro \ Rear right	1997 - 2000	MS250470120M3	47,00 x 25,00 x 12,00	Anteriore sinistro \ Front left	1999	MS150350110D1	35,00 x 15,00 x 11,00
Posteriore sinistro \ Left rear	1997 - 2000	MS250470120M3 +	47,00 x 25,00 x 12,00	HONDA			
Posteriore sinistro \ Left rear	1997 - 2000	MS300550130D3 +	55,00 x 30,00 x 13,00	50cc. C50			
996cc. 916 (996) SPORT TOURING 4							
Anteriore destro \ Front right	2000	MS250470120M3	47,00 x 25,00 x 12,00	Anteriore destro \ Front right		MS100350110M3	35,00 x 10,00 x 11,00
Anteriore sinistro \ Front left	2000	MS250470120M3	47,00 x 25,00 x 12,00	Anteriore sinistro \ Front left		MS100350110M3	35,00 x 10,00 x 11,00
Posteriore sinistro \ Left rear	2000	MS300550130D3 +	55,00 x 30,00 x 13,00	Posteriore destro \ Rear right		MS120370120M3	37,00 x 12,00 x 12,00
Posteriore sinistro \ Left rear	2000	MS250470120M3 +	47,00 x 25,00 x 12,00	Posteriore sinistro \ Left rear		MS120370120M3	37,00 x 12,00 x 12,00
996cc. 916 SPS							
Anteriore destro \ Front right	1997 - 1998	MS250470120M3	47,00 x 25,00 x 12,00	50cc. CA 100			
Anteriore sinistro \ Front left	1997 - 1998	MS250470120M3	47,00 x 25,00 x 12,00	Anteriore destro \ Front right		MS150350110M3	35,00 x 15,00 x 11,00
Posteriore sinistro \ Left rear	1997 - 1998	MS350620140M3 +	62,00 x 35,00 x 14,00	Anteriore sinistro \ Front left		MS150350110M3	35,00 x 15,00 x 11,00
Posteriore sinistro \ Left rear	1997 - 1998	MU420520200AA +	52,00 x 42,00 x 20,00	Posteriore destro \ Rear right		MS120370120M3	37,00 x 12,00 x 12,00
996cc. 996							
Anteriore destro \ Front right	1999 - 2000	MS250470120M3	47,00 x 25,00 x 12,00	Posteriore sinistro \ Left rear		MS120370120M3 +	37,00 x 12,00 x 12,00
Anteriore sinistro \ Front left	1999 - 2000	MS250470120M3	47,00 x 25,00 x 12,00	Posteriore sinistro \ Left rear		MS170350100ZZ +	35,00 x 17,00 x 10,00
Posteriore sinistro \ Left rear	1999 - 2000	MU420520200AA +	52,00 x 42,00 x 20,00	Posteriore sinistro \ Left rear		MS120370120M3 +	37,00 x 12,00 x 12,00
996cc. 996 RACING							
Anteriore sinistro \ Front left	1999	MS250470120M3	47,00 x 25,00 x 12,00	50cc. CA 102 A.E.			
996cc. 996 RS							
Anteriore destro \ Front right	2000	MS250470120M3	47,00 x 25,00 x 12,00	Anteriore destro \ Front right		MS150350110M3	35,00 x 15,00 x 11,00
996cc. 996 SPECIAL USA							
Anteriore destro \ Front right	1999	MS250470120M3	47,00 x 25,00 x 12,00	Anteriore sinistro \ Front left		MS150350110M3	35,00 x 15,00 x 11,00
Anteriore sinistro \ Front left	1999	MS250470120M3	47,00 x 25,00 x 12,00	Posteriore destro \ Rear right		MS120370120M3	37,00 x 12,00 x 12,00
Posteriore sinistro \ Left rear	1999	MU420520200AA +	52,00 x 42,00 x 20,00	Posteriore sinistro \ Left rear		MS170350100ZZ +	35,00 x 17,00 x 10,00
Posteriore sinistro \ Left rear	1999	MU420520200AA +	52,00 x 42,00 x 20,00	Posteriore sinistro \ Left rear		MS120370120M3 +	37,00 x 12,00 x 12,00
996cc. 996 SPS							
Anteriore destro \ Front right	1999 - 2000	MS250470120M3	47,00 x 25,00 x 12,00	50cc. CB 50 F / J / JS			
Anteriore sinistro \ Front left	1999 - 2000	MS250470120M3	47,00 x 25,00 x 12,00	Anteriore destro \ Front right		MS120370120M3	37,00 x 12,00 x 12,00
Posteriore sinistro \ Left rear	1999 - 2000	MU420520200AA +	52,00 x 42,00 x 20,00	Anteriore sinistro \ Front left		MS120370120M3	37,00 x 12,00 x 12,00
Posteriore sinistro \ Left rear	1999 - 2000	MU420520200AA +	52,00 x 42,00 x 20,00	Posteriore destro \ Rear right		MS120370120M3	37,00 x 12,00 x 12,00
Posteriore sinistro \ Left rear	1999 - 2000	MU420520200AA +	52,00 x 42,00 x 20,00	Posteriore sinistro \ Left rear		MS120370120M3	37,00 x 12,00 x 12,00
50cc. H / SH / MSH 50							

APPLICAZIONI / APPLICATIONS	ANNO / YEAR	ATHENA #	DIMENSIONI / SIZES	APPLICAZIONI / APPLICATIONS	ANNO / YEAR	ATHENA #	DIMENSIONI / SIZES
HONDA							
Posteriore destro \ Rear right	1989 - 1990	MS170400206DD	40,00 x 17,00 x 20,60	Anteriore destro \ Front right	1992	MS100300090M3	30,00 x 10,00 x 9,00
50cc. MB 50 S				Anteriore sinistro \ Front left	1992	MS100300090M3	30,00 x 10,00 x 9,00
Anteriore destro \ Front right		MS120370120M3	37,00 x 12,00 x 12,00	Posteriore destro \ Rear right	1992	MS170400120M3	40,00 x 17,00 x 12,00
Anteriore sinistro \ Front left		MS120370120M3	37,00 x 12,00 x 12,00	50cc. QA 50 K1 / K3			
Posteriore destro \ Rear right		MS120370120M3	37,00 x 12,00 x 12,00	Anteriore destro \ Front right		MS120320100M3	32,00 x 12,00 x 10,00
Posteriore sinistro \ Left rear		MS120370120M3	37,00 x 12,00 x 12,00	Anteriore sinistro \ Front left		MS120320100M3	32,00 x 12,00 x 10,00
50cc. MBX 50 LC				Posteriore destro \ Rear right		MS120320100M3	32,00 x 12,00 x 10,00
Anteriore destro \ Front right		MS120320100M3	32,00 x 12,00 x 10,00	Posteriore sinistro \ Left rear		MS120320100C3	32,00 x 12,00 x 10,00
Anteriore sinistro \ Front left		MS120320100M3	32,00 x 12,00 x 10,00	50cc. SA 50			
Posteriore destro \ Rear right		MS120370120M3	37,00 x 12,00 x 12,00	Anteriore destro \ Front right	1989	MS100300090M3	30,00 x 10,00 x 9,00
Posteriore sinistro \ Left rear		MS120370120M3	37,00 x 12,00 x 12,00	Anteriore sinistro \ Front left	1989	MS100300090M3	30,00 x 10,00 x 9,00
50cc. MR 50 K1 ELSINORE				Posteriore destro \ Rear right	1989	MS170400120M3	40,00 x 17,00 x 12,00
Anteriore destro \ Front right		MS100300090M3	30,00 x 10,00 x 9,00	50cc. SA 50 M / SM			
Anteriore sinistro \ Front left		MS100300090M3	30,00 x 10,00 x 9,00	Anteriore destro \ Front right	1991	MS100300090M3	30,00 x 10,00 x 9,00
Posteriore destro \ Rear right		MS120320100M3	32,00 x 12,00 x 10,00	Anteriore sinistro \ Front left	1991	MS100300090M3	30,00 x 10,00 x 9,00
Posteriore sinistro \ Left rear		MS120320100M3	32,00 x 12,00 x 10,00	Posteriore destro \ Rear right	1991	MS170400120M3	40,00 x 17,00 x 12,00
50cc. MT 50 AC				50cc. ZB 50			
Anteriore destro \ Front right	1982	MS120370120M3	37,00 x 12,00 x 12,00	Anteriore destro \ Front right	1988	MS120370120M3	37,00 x 12,00 x 12,00
Anteriore sinistro \ Front left	1982	MS120370120M3	37,00 x 12,00 x 12,00	Anteriore sinistro \ Front left	1988	MS120370120M3	37,00 x 12,00 x 12,00
Posteriore destro \ Rear right	1982	MS120370120M3	37,00 x 12,00 x 12,00	Posteriore destro \ Rear right	1988	MS120320100DD	32,00 x 12,00 x 10,00
Posteriore sinistro \ Left rear	1982	MS120370120M3	37,00 x 12,00 x 12,00	Posteriore sinistro \ Left rear	1988	MS120370120DD	37,00 x 12,00 x 12,00
50cc. MTX 50 AC				65cc. S 65 SPORT			
Anteriore destro \ Front right		MS120370120M3	37,00 x 12,00 x 12,00	Anteriore destro \ Front right		MS150350110M3	35,00 x 15,00 x 11,00
Anteriore sinistro \ Front left		MS120370120M3	37,00 x 12,00 x 12,00	Anteriore sinistro \ Front left		MS150350110M3	35,00 x 15,00 x 11,00
Posteriore destro \ Rear right		MS120370120M3	37,00 x 12,00 x 12,00	Posteriore destro \ Rear right		MS120370120DD	37,00 x 12,00 x 12,00
Posteriore sinistro \ Left rear		MS120370120M3	37,00 x 12,00 x 12,00	Posteriore sinistro \ Left rear		MS120370120DD	37,00 x 12,00 x 12,00
50cc. MTX R 50 LC				70cc. C 70			
Anteriore destro \ Front right		MS120370120M3	37,00 x 12,00 x 12,00	Anteriore destro \ Front right		MS100350110M3	35,00 x 10,00 x 11,00
Anteriore sinistro \ Front left		MS120370120M3	37,00 x 12,00 x 12,00	Anteriore sinistro \ Front left		MS100350110M3	35,00 x 10,00 x 11,00
Posteriore destro \ Rear right		MS120370120M3	37,00 x 12,00 x 12,00	Posteriore destro \ Rear right		MS120370120M3	37,00 x 12,00 x 12,00
Posteriore sinistro \ Left rear		MS120370120M3	37,00 x 12,00 x 12,00	Posteriore sinistro \ Left rear		MS120370120M3	37,00 x 12,00 x 12,00
50cc. NA 50 EXPRESS				70cc. CT 70 H			
Anteriore destro \ Front right	1979 - 1981	MS100300090M3	30,00 x 10,00 x 9,00	Anteriore destro \ Front right		MS120370120M3	37,00 x 12,00 x 12,00
Anteriore sinistro \ Front left	1979 - 1981	MS100300090M3	30,00 x 10,00 x 9,00	Anteriore sinistro \ Front left		MS120370120M3	37,00 x 12,00 x 12,00
Posteriore destro \ Rear right	1979 - 1981	MS150350110M3	35,00 x 15,00 x 11,00	Posteriore destro \ Rear right		MS120370120DD	37,00 x 12,00 x 12,00
50cc. NC 50 EXPRESS				Posteriore sinistro \ Left rear		MS120370120DD	37,00 x 12,00 x 12,00
Anteriore destro \ Front right	1977 - 1983	MS100300090M3	30,00 x 10,00 x 9,00	80cc. MBX 80 LC			
Anteriore sinistro \ Front left	1977 - 1983	MS100300090M3	30,00 x 10,00 x 9,00	Anteriore destro \ Front right		MS120320100M3	32,00 x 12,00 x 10,00
Posteriore destro \ Rear right	1977 - 1983	MS150350110M3	35,00 x 15,00 x 11,00	Anteriore sinistro \ Front left		MS120320100M3	32,00 x 12,00 x 10,00
50cc. NH 50 HIK				Posteriore destro \ Rear right		MS120370120M3	37,00 x 12,00 x 12,00
Anteriore destro \ Front right	1990	MS120320100M3	32,00 x 12,00 x 10,00	Posteriore sinistro \ Left rear		MS120370120M3	37,00 x 12,00 x 12,00
Anteriore sinistro \ Front left	1990	MS120320100M3	32,00 x 12,00 x 10,00	80cc. MTX 80 AC			
Posteriore destro \ Rear right	1990	MS170400120M3	40,00 x 17,00 x 12,00	Anteriore destro \ Front right		MS120370120M3	37,00 x 12,00 x 12,00
50cc. NS 50 F				Anteriore sinistro \ Front left		MS120370120M3	37,00 x 12,00 x 12,00
Anteriore destro \ Front right	1990	MS120370120M3	37,00 x 12,00 x 12,00	Posteriore destro \ Rear right		MS120370120M3	37,00 x 12,00 x 12,00
Anteriore sinistro \ Front left	1990	MS120370120M3	37,00 x 12,00 x 12,00	Posteriore sinistro \ Left rear		MS120370120M3	37,00 x 12,00 x 12,00
Posteriore destro \ Rear right	1990	MS120370120DD	37,00 x 12,00 x 12,00	80cc. MTX R 80 LC			
Posteriore sinistro \ Left rear	1990	MS120370120DD	37,00 x 12,00 x 12,00	Anteriore destro \ Front right		MS120370120M3	37,00 x 12,00 x 12,00
50cc. NU 50 URBAN EXP.				Anteriore sinistro \ Front left		MS120370120M3	37,00 x 12,00 x 12,00
Anteriore destro \ Front right	1981 - 1982	MS100300090M3	30,00 x 10,00 x 9,00	Posteriore destro \ Rear right		MS120370120M3	37,00 x 12,00 x 12,00
Anteriore sinistro \ Front left	1981 - 1982	MS100300090M3	30,00 x 10,00 x 9,00	Posteriore sinistro \ Left rear		MS120370120M3	37,00 x 12,00 x 12,00
Posteriore destro \ Rear right	1981 - 1982	MS170400120M3	40,00 x 17,00 x 12,00	80cc. XL 80			
50cc. PC / P 50 MOPED				Anteriore destro \ Front right	1980 - 1985	MS120370120M3	37,00 x 12,00 x 12,00
Anteriore destro \ Front right		MS120320100M3	32,00 x 12,00 x 10,00	Anteriore sinistro \ Front left	1980 - 1985	MS120370120M3	37,00 x 12,00 x 12,00
Anteriore sinistro \ Front left		MS120320100M3	32,00 x 12,00 x 10,00	Posteriore destro \ Rear right	1980 - 1985	MS120370120DD	37,00 x 12,00 x 12,00
Posteriore destro \ Rear right		MS170350100C3	35,00 x 17,00 x 10,00	Posteriore sinistro \ Left rear	1980 - 1985	MS120370120DD	37,00 x 12,00 x 12,00
Posteriore sinistro \ Left rear		MS170350100C3	35,00 x 17,00 x 10,00	90cc. C 90			
50cc. PX 50 L / LS				Anteriore destro \ Front right		MS120370120M3	37,00 x 12,00 x 12,00

APPLICAZIONI / APPLICATIONS	ANNO / YEAR	ATHENA #	DIMENSIONI / SIZES	APPLICAZIONI / APPLICATIONS	ANNO / YEAR	ATHENA #	DIMENSIONI / SIZES
HONDA							
Anteriore sinistro \ Front left		MS120370120M3	37,00 x 12,00 x 12,00	125cc. NSR 125 F / R			
Posteriore destro \ Rear right		MS150420130M3	42,00 x 15,00 x 13,00	Posteriore destro \ Rear right	1992	MS170400120M3	40,00 x 17,00 x 12,00
Posteriore sinistro \ Left rear		MS120370120M3	37,00 x 12,00 x 12,00	Posteriore sinistro \ Left rear	1992	MS170400120M3	40,00 x 17,00 x 12,00
90cc. CL 90 SCRAM. SPORT							
Anteriore destro \ Front right		MS120370120M3	37,00 x 12,00 x 12,00	125cc. NX 125			
Anteriore sinistro \ Front left		MS120370120M3	37,00 x 12,00 x 12,00	Anteriore destro \ Front right	1989	MS150350110M3	35,00 x 15,00 x 11,00
Posteriore destro \ Rear right		MS120320100DD	32,00 x 12,00 x 10,00	Anteriore sinistro \ Front left	1989	MS150350110M3	35,00 x 15,00 x 11,00
Posteriore sinistro \ Left rear		MS120320100M3	32,00 x 12,00 x 10,00	Posteriore destro \ Rear right	1989	MS150420130M3	42,00 x 15,00 x 13,00
100cc. CB 100							
Anteriore destro \ Front right		MS120370120M3	37,00 x 12,00 x 12,00	Posteriore sinistro \ Left rear	1989	MS150420130M3	42,00 x 15,00 x 13,00
Anteriore sinistro \ Front left		MS120370120M3	37,00 x 12,00 x 12,00	125cc. SL 125			
Posteriore destro \ Rear right		MS150350110M3	35,00 x 15,00 x 11,00	Anteriore destro \ Front right		MS120370120M3	37,00 x 12,00 x 12,00
Posteriore sinistro \ Left rear		MS150420130M3	42,00 x 15,00 x 13,00	Anteriore sinistro \ Front left		MS120370120M3	37,00 x 12,00 x 12,00
100cc. H 100 AC							
Anteriore destro \ Front right		MS120370120M3	37,00 x 12,00 x 12,00	Posteriore destro \ Rear right		MS150420130M3	42,00 x 15,00 x 13,00
Anteriore sinistro \ Front left		MS120370120M3	37,00 x 12,00 x 12,00	Posteriore sinistro \ Left rear		MS150420130M3	42,00 x 15,00 x 13,00
Posteriore destro \ Rear right		MS120370120M3	37,00 x 12,00 x 12,00	125cc. TL 125			
Posteriore sinistro \ Left rear		MS120370120M3	37,00 x 12,00 x 12,00	Anteriore destro \ Front right		MS120370120M3	37,00 x 12,00 x 12,00
100cc. SL 100							
Anteriore destro \ Front right		MS120370120M3	37,00 x 12,00 x 12,00	Anteriore sinistro \ Front left		MS120370120M3	37,00 x 12,00 x 12,00
Anteriore sinistro \ Front left		MS120370120M3	37,00 x 12,00 x 12,00	Posteriore destro \ Rear right		MS150420130DD	42,00 x 15,00 x 13,00
Posteriore destro \ Rear right		MS150420130M3	42,00 x 15,00 x 13,00	Posteriore sinistro \ Left rear		MS150420130DD	42,00 x 15,00 x 13,00
Posteriore sinistro \ Left rear		MS150420130M3	42,00 x 15,00 x 13,00	125cc. XL 125			
125cc. CB 125 K / J / S							
Anteriore destro \ Front right		MS120370120M3	37,00 x 12,00 x 12,00	Anteriore destro \ Front right	1976 - 1985	MS120370120M3	37,00 x 12,00 x 12,00
Anteriore sinistro \ Front left		MS120370120M3	37,00 x 12,00 x 12,00	Anteriore sinistro \ Front left	1976 - 1985	MS120370120M3	37,00 x 12,00 x 12,00
Posteriore destro \ Rear right		MS150420130M3	42,00 x 15,00 x 13,00	Posteriore destro \ Rear right	1976 - 1985	MS150420130M3	42,00 x 15,00 x 13,00
Posteriore sinistro \ Left rear		MS150420130M3	42,00 x 15,00 x 13,00	Posteriore sinistro \ Left rear	1976 - 1985	MS150420130M3	42,00 x 15,00 x 13,00
125cc. CB 125 RR / RS / RT							
Anteriore destro \ Front right		MS120370120M3	37,00 x 12,00 x 12,00	125cc. XL 125 R			
Anteriore sinistro \ Front left		MS120370120M3	37,00 x 12,00 x 12,00	Anteriore destro \ Front right		MS150350110M3	35,00 x 15,00 x 11,00
Posteriore destro \ Rear right		MS150420130M3	42,00 x 15,00 x 13,00	Anteriore sinistro \ Front left		MS150350110M3	35,00 x 15,00 x 11,00
Posteriore sinistro \ Left rear		MS150420130M3	42,00 x 15,00 x 13,00	Posteriore destro \ Rear right		MS150420130M3	42,00 x 15,00 x 13,00
125cc. CD 125 / T							
Anteriore destro \ Front right		MS150420130M3	42,00 x 15,00 x 13,00	Posteriore sinistro \ Left rear		MS150420130M3	42,00 x 15,00 x 13,00
Anteriore sinistro \ Front left		MS150420130M3	42,00 x 15,00 x 13,00	150cc. CA 95			
Posteriore destro \ Rear right		MS150420130M3	42,00 x 15,00 x 13,00	Anteriore destro \ Front right		MS150420130M3	42,00 x 15,00 x 13,00
Posteriore sinistro \ Left rear		MS150350110M3	35,00 x 15,00 x 11,00	Anteriore sinistro \ Front left		MS150420130M3	42,00 x 15,00 x 13,00
125cc. CG 125 BRAZIL							
Anteriore destro \ Front right		MS120370120M3	37,00 x 12,00 x 12,00	Posteriore destro \ Rear right		MS150420130DD	42,00 x 15,00 x 13,00
Anteriore sinistro \ Front left		MS120370120M3	37,00 x 12,00 x 12,00	Posteriore sinistro \ Left rear		MS150420130DD +	42,00 x 15,00 x 13,00
Posteriore destro \ Rear right		MS150350110M3	35,00 x 15,00 x 11,00	Posteriore sinistro \ Left rear		MS250470120C3 +	47,00 x 25,00 x 12,00
Posteriore sinistro \ Left rear		MS150420130M3	42,00 x 15,00 x 13,00	160cc. CA / CB / CL 160 T. SCRAMBLER			
125cc. MBX 125							
Anteriore destro \ Front right	1983 - 1993	MS120320100M3	32,00 x 12,00 x 10,00	Anteriore destro \ Front right		MS150420130M3	42,00 x 15,00 x 13,00
Anteriore sinistro \ Front left	1983 - 1993	MS120320100M3	32,00 x 12,00 x 10,00	Anteriore sinistro \ Front left		MS150420130M3	42,00 x 15,00 x 13,00
Posteriore destro \ Rear right	1983 - 1993	MS150350110M3	35,00 x 15,00 x 11,00	Posteriore destro \ Rear right		MS150420130DD	42,00 x 15,00 x 13,00
Posteriore sinistro \ Left rear	1983 - 1993	MS150420130M3	42,00 x 15,00 x 13,00	Posteriore sinistro \ Left rear		MS150420130DD +	42,00 x 15,00 x 13,00
125cc. MTX 125							
Anteriore destro \ Front right		MS150350110M3	35,00 x 15,00 x 11,00	Posteriore sinistro \ Left rear		MS250470120C3 +	47,00 x 25,00 x 12,00
Anteriore sinistro \ Front left		MS150350110M3	35,00 x 15,00 x 11,00	175cc. CA 175 T. SCRAMBLER			
Posteriore destro \ Rear right		MS150350110M3	35,00 x 15,00 x 11,00	Anteriore destro \ Front right		MS150420130M3	42,00 x 15,00 x 13,00
Posteriore sinistro \ Left rear		MS150420130M3	42,00 x 15,00 x 13,00	Anteriore sinistro \ Front left		MS150420130M3	42,00 x 15,00 x 13,00
125cc. NS 125							
Anteriore destro \ Front right		MS120320100M3	32,00 x 12,00 x 10,00	Posteriore destro \ Rear right		MS150420130Z2	42,00 x 15,00 x 13,00
Anteriore sinistro \ Front left		MS120320100M3	32,00 x 12,00 x 10,00	Posteriore sinistro \ Left rear		MS150420130Z2	42,00 x 15,00 x 13,00
Posteriore destro \ Rear right		MS150350110M3	35,00 x 15,00 x 11,00	175cc. CD 175			
Posteriore sinistro \ Left rear		MS150420130M3	42,00 x 15,00 x 13,00	Anteriore destro \ Front right		MS150420130M3	42,00 x 15,00 x 13,00
125cc. NS 125							
Anteriore destro \ Front right		MS120320100M3	32,00 x 12,00 x 10,00	Anteriore sinistro \ Front left		MS150420130M3	42,00 x 15,00 x 13,00
Anteriore sinistro \ Front left		MS120320100M3	32,00 x 12,00 x 10,00	Posteriore destro \ Rear right		MS150420130M3	42,00 x 15,00 x 13,00
Posteriore destro \ Rear right		MS150350110M3	35,00 x 15,00 x 11,00	Posteriore sinistro \ Left rear		MS150420130M3	42,00 x 15,00 x 13,00
Posteriore sinistro \ Left rear		MS150420130M3	42,00 x 15,00 x 13,00	175cc. MR 175 ELSINORE			
125cc. NS 125							
Anteriore destro \ Front right		MS120320100M3	32,00 x 12,00 x 10,00	Anteriore destro \ Front right	1976 - 1977	MS120370120M3	37,00 x 12,00 x 12,00
Anteriore sinistro \ Front left		MS120320100M3	32,00 x 12,00 x 10,00	Anteriore sinistro \ Front left	1976 - 1977	MS120370120M3	37,00 x 12,00 x 12,00
Posteriore destro \ Rear right		MS150350110M3	35,00 x 15,00 x 11,00	Posteriore destro \ Rear right	1976 - 1977	MS150420130DD	42,00 x 15,00 x 13,00
Posteriore sinistro \ Left rear		MS150420130M3	42,00 x 15,00 x 13,00	Posteriore sinistro \ Left rear	1976 - 1977	MS150420130DD	42,00 x 15,00 x 13,00
125cc. NS 125							
Anteriore destro \ Front right		MS120320100M3	32,00 x 12,00 x 10,00	175cc. SL 175			
Anteriore sinistro \ Front left		MS120320100M3	32,00 x 12,00 x 10,00	Anteriore destro \ Front right		MS150420130Z2	42,00 x 15,00 x 13,00
Posteriore destro \ Rear right		MS150350110M3	35,00 x 15,00 x 11,00	Anteriore sinistro \ Front left		MS150420130Z2	42,00 x 15,00 x 13,00
Posteriore sinistro \ Left rear		MS150420130M3	42,00 x 15,00 x 13,00				

APPLICAZIONI / APPLICATIONS	ANNO / YEAR	ATHENA #	DIMENSIONI / SIZES	APPLICAZIONI / APPLICATIONS	ANNO / YEAR	ATHENA #	DIMENSIONI / SIZES
HONDA							
Posteriore destro \ Rear right		MS170470140DD	47,00 x 17,00 x 14,00	Anteriore sinistro \ Front left		MS150350110M3	35,00 x 15,00 x 11,00
Posteriore sinistro \ Left rear		MS170470140DD	47,00 x 17,00 x 14,00	Posteriore destro \ Rear right		MS150420130M3	42,00 x 15,00 x 13,00
175cc. XL 175							
Anteriore destro \ Front right	1976 - 1978	MS150420130M3	42,00 x 15,00 x 13,00	Posteriore sinistro \ Left rear		MS150420130M3	42,00 x 15,00 x 13,00
Anteriore sinistro \ Front left	1976 - 1978	MS150420130M3	42,00 x 15,00 x 13,00	250cc. CJ 250			
Posteriore destro \ Rear right	1976 - 1978	MS150420130DD	42,00 x 15,00 x 13,00	Anteriore destro \ Front right		MS150420130M3	42,00 x 15,00 x 13,00
Posteriore sinistro \ Left rear	1976 - 1978	MS150420130DD	42,00 x 15,00 x 13,00	Anteriore sinistro \ Front left		MS150420130M3	42,00 x 15,00 x 13,00
185cc. CD 185							
Anteriore destro \ Front right		MS150420130M3	42,00 x 15,00 x 13,00	Posteriore destro \ Rear right		MS170470140M3	47,00 x 17,00 x 14,00
Anteriore sinistro \ Front left		MS150420130M3	42,00 x 15,00 x 13,00	Posteriore sinistro \ Left rear		MS200520150M3	52,00 x 20,00 x 15,00
Posteriore destro \ Rear right		MS150420130M3	42,00 x 15,00 x 13,00	250cc. CM 250 / CUSTOM			
Posteriore sinistro \ Left rear		MS150350110M3	35,00 x 15,00 x 11,00	Anteriore destro \ Front right		MS120370120M3	37,00 x 12,00 x 12,00
185cc. CM 185 T							
Anteriore destro \ Front right	1978 - 1979	MS150420130M3	42,00 x 15,00 x 13,00	Anteriore sinistro \ Front left		MS120370120M3	37,00 x 12,00 x 12,00
Anteriore sinistro \ Front left	1978 - 1979	MS150420130M3	42,00 x 15,00 x 13,00	Posteriore destro \ Rear right		MS170470140M3	47,00 x 17,00 x 14,00
Posteriore destro \ Rear right	1978 - 1979	MS150420130DD	42,00 x 15,00 x 13,00	Posteriore sinistro \ Left rear		MS200520150M3	52,00 x 20,00 x 15,00
Posteriore sinistro \ Left rear	1978 - 1979	MS150420130DD	42,00 x 15,00 x 13,00	250cc. CMX 250			
200cc. CB 200 B / T							
Anteriore destro \ Front right		MS150420130M3	42,00 x 15,00 x 13,00	Anteriore destro \ Front right	1985 - 1987	MS150420130M3	42,00 x 15,00 x 13,00
Anteriore sinistro \ Front left		MS150420130M3	42,00 x 15,00 x 13,00	Anteriore destro \ Front right	1996 - 1997	MS150420130M3	42,00 x 15,00 x 13,00
Posteriore destro \ Rear right		MS170470140M3	47,00 x 17,00 x 14,00	Anteriore sinistro \ Front left	1996 - 1997	MS150420130M3	42,00 x 15,00 x 13,00
Posteriore sinistro \ Left rear		MS170470140M3	47,00 x 17,00 x 14,00	Anteriore sinistro \ Front left	1985 - 1987	MS150420130M3	42,00 x 15,00 x 13,00
200cc. CM 200 T TWIN STAR							
Anteriore destro \ Front right	1980 - 1982	MS150420130M3	42,00 x 15,00 x 13,00	Posteriore destro \ Rear right	1985 - 1987	MS150420130DD	42,00 x 15,00 x 13,00
Anteriore sinistro \ Front left	1980 - 1982	MS150420130M3	42,00 x 15,00 x 13,00	Posteriore destro \ Rear right	1996 - 1997	MS150420130DD	42,00 x 15,00 x 13,00
Posteriore destro \ Rear right	1980 - 1982	MS150420130DD	42,00 x 15,00 x 13,00	Posteriore sinistro \ Left rear	1996 - 1997	MS200420120DD +	42,00 x 20,00 x 12,00
Posteriore sinistro \ Left rear	1980 - 1982	MS150420130DD	42,00 x 15,00 x 13,00	Posteriore sinistro \ Left rear	1985 - 1987	MS150420130DD +	42,00 x 15,00 x 13,00
200cc. MTX 200							
Anteriore destro \ Front right		MS150350110M3	35,00 x 15,00 x 11,00	Posteriore sinistro \ Left rear	1985 - 1987	MS200420120DD +	42,00 x 20,00 x 12,00
Anteriore sinistro \ Front left		MS150350110M3	35,00 x 15,00 x 11,00	Posteriore sinistro \ Left rear	1996 - 1997	MS150420130DD +	42,00 x 15,00 x 13,00
Posteriore destro \ Rear right		MS150350110M3	35,00 x 15,00 x 11,00	250cc. MR 250			
Posteriore sinistro \ Left rear		MS150420130M3	42,00 x 15,00 x 13,00	Anteriore destro \ Front right	1976	MS150420130M3	42,00 x 15,00 x 13,00
200cc. TLR 200							
Anteriore destro \ Front right	1986 - 1987	MS120370120M3	37,00 x 12,00 x 12,00	Anteriore sinistro \ Front left	1976	MS150420130M3	42,00 x 15,00 x 13,00
Anteriore sinistro \ Front left	1986 - 1987	MS120370120M3	37,00 x 12,00 x 12,00	Posteriore destro \ Rear right	1976	MS200470140M3	47,00 x 20,00 x 14,00
Posteriore destro \ Rear right	1986 - 1987	MS120320100DD	32,00 x 12,00 x 10,00	Posteriore sinistro \ Left rear	1976	MS200520150M3	52,00 x 20,00 x 15,00
Posteriore sinistro \ Left rear	1986 - 1987	MS120370120DD	37,00 x 12,00 x 12,00	250cc. MT 250			
200cc. TR 200							
Anteriore destro \ Front right	1986 - 1987	MS150420130M3	42,00 x 15,00 x 13,00	Anteriore destro \ Front right	1976	MS150420130M3	42,00 x 15,00 x 13,00
Anteriore sinistro \ Front left	1986 - 1987	MS150420130M3	42,00 x 15,00 x 13,00	Anteriore sinistro \ Front left	1976	MS150420130M3	42,00 x 15,00 x 13,00
Posteriore destro \ Rear right	1986 - 1987	MS150420130DD	42,00 x 15,00 x 13,00	Posteriore destro \ Rear right	1976	MS200520150M3	52,00 x 20,00 x 15,00
Posteriore sinistro \ Left rear	1986 - 1987	MS150420130DD	42,00 x 15,00 x 13,00	Posteriore sinistro \ Left rear	1976	MS200520150M3	52,00 x 20,00 x 15,00
250cc. CB 250							
Anteriore destro \ Front right	1973 - 1982	MS150420130M3	42,00 x 15,00 x 13,00	250cc. NX 250 DOMINATOR			
Anteriore destro \ Front right	1991 - 1997	MS150420130M3	42,00 x 15,00 x 13,00	Anteriore destro \ Front right	1988 - 1990	MS150350110M3	35,00 x 15,00 x 11,00
Anteriore sinistro \ Front left	1991 - 1997	MS150420130M3	42,00 x 15,00 x 13,00	Anteriore sinistro \ Front left	1988 - 1990	MS150350110M3	35,00 x 15,00 x 11,00
Anteriore sinistro \ Front left	1973 - 1982	MS150420130M3	42,00 x 15,00 x 13,00	Posteriore destro \ Rear right	1988 - 1990	MS200470140DD	47,00 x 20,00 x 14,00
Posteriore destro \ Rear right	1991 - 1997	MS150420130DD	42,00 x 15,00 x 13,00	Posteriore sinistro \ Left rear	1988 - 1990	MS200470140DD	47,00 x 20,00 x 14,00
Posteriore destro \ Rear right	1973 - 1982	MS170470140M3	47,00 x 17,00 x 14,00	250cc. TL 250			
Posteriore sinistro \ Left rear	1991 - 1997	MS150420130DD	42,00 x 15,00 x 13,00	Anteriore destro \ Front right	1976	MS120370120M3	37,00 x 12,00 x 12,00
Posteriore sinistro \ Left rear	1973 - 1982	MS200520150M3	52,00 x 20,00 x 15,00	Anteriore sinistro \ Front left	1976	MS120370120M3	37,00 x 12,00 x 12,00
250cc. CBX 250							
Anteriore destro \ Front right		MS150350110M3	35,00 x 15,00 x 11,00	Posteriore destro \ Rear right	1976	MS150420130M3	42,00 x 15,00 x 13,00
Anteriore sinistro \ Front left		MS150350110M3	35,00 x 15,00 x 11,00	Posteriore sinistro \ Left rear	1976	MS150420130M3	42,00 x 15,00 x 13,00
Posteriore destro \ Rear right		MS150420130M3	42,00 x 15,00 x 13,00	250cc. VT 250			
Posteriore sinistro \ Left rear		MS170470140M3	47,00 x 17,00 x 14,00	Anteriore destro \ Front right		MS150420130M3	42,00 x 15,00 x 13,00
250cc. CD 250							
Anteriore destro \ Front right		MS150350110M3	35,00 x 15,00 x 11,00	Anteriore sinistro \ Front left		MS150420130M3	42,00 x 15,00 x 13,00
				Posteriore destro \ Rear right		MS150420130M3	42,00 x 15,00 x 13,00
				Posteriore sinistro \ Left rear		MS150420130M3	42,00 x 15,00 x 13,00
				250cc. VTR 250 INSPECTOR			
				Anteriore destro \ Front right	1988 - 1990	MS150420130M3	42,00 x 15,00 x 13,00
				Anteriore sinistro \ Front left	1988 - 1990	MS150420130M3	42,00 x 15,00 x 13,00
				Posteriore destro \ Rear right	1988 - 1990	MS170400120M3	40,00 x 17,00 x 12,00
				Posteriore sinistro \ Left rear	1988 - 1990	MS170400120M3 +	40,00 x 17,00 x 12,00
				Posteriore sinistro \ Left rear	1988 - 1990	MS200470140DD +	47,00 x 20,00 x 14,00
				350cc. CB 350 F			
				Anteriore destro \ Front right	1979	MS150420130M3	42,00 x 15,00 x 13,00

APPLICAZIONI / APPLICATIONS	ANNO / YEAR	ATHENA #	DIMENSIONI / SIZES	APPLICAZIONI / APPLICATIONS	ANNO / YEAR	ATHENA #	DIMENSIONI / SIZES
HONDA							
Anteriore sinistro \ Front left	1979	MS150420130M3	42,00 x 15,00 x 13,00	Posteriore sinistro \ Left rear	1986 - 1987	MS170470140M3 +	47,00 x 17,00 x 14,00
Posteriore destro \ Rear right	1979	MS200520150M3	52,00 x 20,00 x 15,00	500cc. CB 500 FOUR / K / T			
Posteriore sinistro \ Left rear	1979	MS200520150M3	52,00 x 20,00 x 15,00	Anteriore destro \ Front right		MS150420130M3	42,00 x 15,00 x 13,00
350cc. CB 350 S				Anteriore sinistro \ Front left		MS150420130M3	42,00 x 15,00 x 13,00
Anteriore destro \ Front right		MS150420130M3	42,00 x 15,00 x 13,00	Posteriore destro \ Rear right		MS200520150M3	52,00 x 20,00 x 15,00
Anteriore sinistro \ Front left		MS150420130M3	42,00 x 15,00 x 13,00	Posteriore sinistro \ Left rear		MS200520150M3	52,00 x 20,00 x 15,00
Posteriore destro \ Rear right		MS150420130M3	42,00 x 15,00 x 13,00	500cc. CB 500 T			
Posteriore sinistro \ Left rear		MS170470140M3	47,00 x 17,00 x 14,00	Anteriore destro \ Front right		MS150420130M3	42,00 x 15,00 x 13,00
350cc. CB 350 SG / T / SJ				Anteriore sinistro \ Front left		MS150420130M3	42,00 x 15,00 x 13,00
Anteriore destro \ Front right	1992	MS150420130M3	42,00 x 15,00 x 13,00	Posteriore destro \ Rear right		MS200520150M3	52,00 x 20,00 x 15,00
Anteriore sinistro \ Front left	1992	MS150420130M3	42,00 x 15,00 x 13,00	Posteriore sinistro \ Left rear		MS250620170M3	62,00 x 25,00 x 17,00
Posteriore destro \ Rear right	1992	MS170470140M3	47,00 x 17,00 x 14,00	500cc. CX 500 TURBO			
Posteriore sinistro \ Left rear	1992	MS170470140M3	47,00 x 17,00 x 14,00	Anteriore destro \ Front right	1978 - 1984	MS150420130M3	42,00 x 15,00 x 13,00
360cc. CB 360				Anteriore sinistro \ Front left	1978 - 1984	MS150420130M3	42,00 x 15,00 x 13,00
Anteriore destro \ Front right	1973 - 1976	MS150420130M3	42,00 x 15,00 x 13,00	Posteriore destro \ Rear right	1978 - 1984	MS170470140M3	47,00 x 17,00 x 14,00
Anteriore sinistro \ Front left	1973 - 1976	MS150420130M3	42,00 x 15,00 x 13,00	Posteriore sinistro \ Left rear	1978 - 1984	MS170470140M3	47,00 x 17,00 x 14,00
Posteriore destro \ Rear right	1973 - 1976	MS170470140M3	47,00 x 17,00 x 14,00	500cc. CX 500 Z / A / B / CUSTOM			
Posteriore sinistro \ Left rear	1973 - 1976	MS200520150M3	52,00 x 20,00 x 15,00	Anteriore destro \ Front right	1979 - 1982	MS150420130M3	42,00 x 15,00 x 13,00
400cc. CB 400 F / F1 / F2				Anteriore sinistro \ Front left	1979 - 1982	MS150420130M3	42,00 x 15,00 x 13,00
Anteriore destro \ Front right		MS150420130M3	42,00 x 15,00 x 13,00	Posteriore destro \ Rear right	1979 - 1982	MS150420130M3	42,00 x 15,00 x 13,00
Anteriore sinistro \ Front left		MS150420130M3	42,00 x 15,00 x 13,00	Posteriore sinistro \ Left rear	1979 - 1982	MS150420130M3	42,00 x 15,00 x 13,00
Posteriore destro \ Rear right		MS170470140M3	47,00 x 17,00 x 14,00	500cc. FT 500			
Posteriore sinistro \ Left rear		MS200520150M3	52,00 x 20,00 x 15,00	Anteriore destro \ Front right	1982 - 1984	MS150420130M3	42,00 x 15,00 x 13,00
400cc. CM 400 A / C / E / T				Anteriore sinistro \ Front left	1982 - 1984	MS150420130M3	42,00 x 15,00 x 13,00
Anteriore destro \ Front right	1979 - 1981	MS150420130M3	42,00 x 15,00 x 13,00	Posteriore destro \ Rear right	1982 - 1984	MS170470140M3	47,00 x 17,00 x 14,00
Anteriore sinistro \ Front left	1979 - 1981	MS150420130M3	42,00 x 15,00 x 13,00	Posteriore sinistro \ Left rear	1982 - 1984	MS170470140M3	47,00 x 17,00 x 14,00
Posteriore destro \ Rear right	1979 - 1981	MS170470140DD	47,00 x 17,00 x 14,00	500cc. GB 500			
Posteriore sinistro \ Left rear	1979 - 1981	MS200520150M3	52,00 x 20,00 x 15,00	Anteriore destro \ Front right	1989 - 1990	MS150420130M3	42,00 x 15,00 x 13,00
400cc. NS 400				Anteriore sinistro \ Front left	1989 - 1990	MS150420130M3	42,00 x 15,00 x 13,00
Anteriore destro \ Front right		MS150420130M3	42,00 x 15,00 x 13,00	Posteriore destro \ Rear right	1989 - 1990	MS170400120M3	40,00 x 17,00 x 12,00
Anteriore sinistro \ Front left		MS150420130M3	42,00 x 15,00 x 13,00	Posteriore sinistro \ Left rear	1989 - 1990	MS200470140DD +	47,00 x 20,00 x 14,00
Posteriore destro \ Rear right		MS150420130M3	42,00 x 15,00 x 13,00	Posteriore sinistro \ Left rear	1989 - 1990	MS170470140DD +	47,00 x 17,00 x 14,00
Posteriore sinistro \ Left rear		MS150420130M3	42,00 x 15,00 x 13,00	500cc. GL 500			
400cc. VF 400				Anteriore destro \ Front right		MS150420130M3	42,00 x 15,00 x 13,00
Anteriore destro \ Front right		MS150420130M3	42,00 x 15,00 x 13,00	Anteriore sinistro \ Front left		MS150420130M3	42,00 x 15,00 x 13,00
Anteriore sinistro \ Front left		MS150420130M3	42,00 x 15,00 x 13,00	Posteriore destro \ Rear right		MS150420130M3	42,00 x 15,00 x 13,00
Posteriore destro \ Rear right		MS170470140M3	47,00 x 17,00 x 14,00	Posteriore sinistro \ Left rear		MS150420130M3	42,00 x 15,00 x 13,00
Posteriore sinistro \ Left rear		MS170470140M3	47,00 x 17,00 x 14,00	500cc. NX 500 N / P DOMINATOR			
450cc. CB 450 DX				Anteriore destro \ Front right	1988 - 1991	MS150350110M3	35,00 x 15,00 x 11,00
Anteriore destro \ Front right		MS150420130M3	42,00 x 15,00 x 13,00	Anteriore sinistro \ Front left	1988 - 1991	MS150350110M3	35,00 x 15,00 x 11,00
Anteriore sinistro \ Front left		MS150420130M3	42,00 x 15,00 x 13,00	Posteriore destro \ Rear right	1988 - 1991	MS170400120M3	40,00 x 17,00 x 12,00
Posteriore destro \ Rear right		MS170470140M3	47,00 x 17,00 x 14,00	Posteriore sinistro \ Left rear	1988 - 1991	MS170400120M3	40,00 x 17,00 x 12,00
Posteriore sinistro \ Left rear		MS170470140M3	47,00 x 17,00 x 14,00	500cc. VF 500 C			
450cc. CL 450 K3-K7				Anteriore destro \ Front right	1984 - 1986	MS150350110M3	35,00 x 15,00 x 11,00
Anteriore destro \ Front right	1970 - 1973	MS1504201302Z	42,00 x 15,00 x 13,00	Anteriore sinistro \ Front left	1984 - 1986	MS150350110M3	35,00 x 15,00 x 11,00
Anteriore sinistro \ Front left	1970 - 1973	MS1504201302Z	42,00 x 15,00 x 13,00	Posteriore destro \ Rear right	1984 - 1986	MS170470140DD	47,00 x 17,00 x 14,00
Posteriore destro \ Rear right	1970 - 1973	MS200520150M3	52,00 x 20,00 x 15,00	Posteriore sinistro \ Left rear	1984 - 1986	MS170470140DD +	47,00 x 17,00 x 14,00
Posteriore sinistro \ Left rear	1970 - 1973	MS250620170M3	62,00 x 25,00 x 17,00	Posteriore sinistro \ Left rear	1984 - 1986	MS200470140DD +	47,00 x 20,00 x 14,00
450cc. CM 450				500cc. VF 500 F / F2			
Anteriore destro \ Front right	1982 - 1983	MS150420130M3	42,00 x 15,00 x 13,00	Anteriore destro \ Front right	1984 - 1986	MS150420130M3	42,00 x 15,00 x 13,00
Anteriore sinistro \ Front left	1982 - 1983	MS150420130M3	42,00 x 15,00 x 13,00	Anteriore sinistro \ Front left	1984 - 1986	MS150420130M3	42,00 x 15,00 x 13,00
Posteriore destro \ Rear right	1982 - 1983	MS170470140M3	47,00 x 17,00 x 14,00	Posteriore destro \ Rear right	1984 - 1986	MS170470140M3	47,00 x 17,00 x 14,00
Posteriore sinistro \ Left rear	1982 - 1983	MS200520150M3	52,00 x 20,00 x 15,00	Posteriore sinistro \ Left rear	1984 - 1986	MS170470140M3	47,00 x 17,00 x 14,00
450cc. CMX 450 C REBEL				500cc. VT 500			
Anteriore destro \ Front right	1986 - 1987	MS150420130M3	42,00 x 15,00 x 13,00	Anteriore destro \ Front right	1983 - 1986	MS150350110M3	35,00 x 15,00 x 11,00
Anteriore sinistro \ Front left	1986 - 1987	MS150420130M3	42,00 x 15,00 x 13,00	Anteriore sinistro \ Front left	1983 - 1986	MS150350110M3	35,00 x 15,00 x 11,00
Posteriore destro \ Rear right	1986 - 1987	MS170400120M3	40,00 x 17,00 x 12,00	Posteriore destro \ Rear right	1983 - 1986	MS170400120M3	40,00 x 17,00 x 12,00
Posteriore sinistro \ Left rear	1986 - 1987	MS200470140C3 +	47,00 x 20,00 x 14,00	Posteriore sinistro \ Left rear	1983 - 1986	MS170470140DD	47,00 x 17,00 x 14,00

APPLICAZIONI / APPLICATIONS	ANNO / YEAR	ATHENA #	DIMENSIONI / SIZES	APPLICAZIONI / APPLICATIONS	ANNO / YEAR	ATHENA #	DIMENSIONI / SIZES
HONDA							
500cc. XBR 500 F							
Anteriore destro \ Front right	1985 - 1988	MS150420130M3	42,00 x 15,00 x 13,00	Anteriore destro \ Front right		MS200420120M3	42,00 x 20,00 x 12,00
Anteriore sinistro \ Front left	1985 - 1988	MS150420130M3	42,00 x 15,00 x 13,00	Anteriore sinistro \ Front left		MS200420120M3	42,00 x 20,00 x 12,00
Posteriore destro \ Rear right	1985 - 1988	MS150420130M3	42,00 x 15,00 x 13,00	Posteriore destro \ Rear right		MS200520150M3	52,00 x 20,00 x 15,00
Posteriore sinistro \ Left rear	1985 - 1988	MS170470140M3	47,00 x 17,00 x 14,00	Posteriore sinistro \ Left rear		MS200520150M3	52,00 x 20,00 x 15,00
550cc. CB 550							
Anteriore destro \ Front right	1976 - 1977	MS150420130M3	42,00 x 15,00 x 13,00	Anteriore destro \ Front right		MS200420120M3	42,00 x 20,00 x 12,00
Anteriore sinistro \ Front left	1976 - 1977	MS150420130M3	42,00 x 15,00 x 13,00	Anteriore sinistro \ Front left		MS200420120M3	42,00 x 20,00 x 12,00
Posteriore destro \ Rear right	1976 - 1977	MS200520150M3	52,00 x 20,00 x 15,00	Posteriore destro \ Rear right		MS170470140M3	47,00 x 17,00 x 14,00
Posteriore sinistro \ Left rear	1976 - 1977	MS250620170M3	62,00 x 25,00 x 17,00	Posteriore sinistro \ Left rear		MS170470140M3	47,00 x 17,00 x 14,00
550cc. CB 550 NIGHTHAWK							
Anteriore destro \ Front right	1983	MS150350110M3	35,00 x 15,00 x 11,00	Anteriore destro \ Front right	1983	MS150350110M3	35,00 x 15,00 x 11,00
Anteriore sinistro \ Front left	1983	MS150350110M3	35,00 x 15,00 x 11,00	Anteriore sinistro \ Front left	1983	MS150350110M3	35,00 x 15,00 x 11,00
Posteriore destro \ Rear right	1983	MS150420130DD	42,00 x 15,00 x 13,00	Posteriore destro \ Rear right	1983	MS300550130D3 +	55,00 x 30,00 x 13,00
Posteriore sinistro \ Left rear	1983	MS150420130DD	42,00 x 15,00 x 13,00	650cc. NTV 650			
550cc. CBX 550							
Anteriore destro \ Front right		MS150420130M3	42,00 x 15,00 x 13,00	Anteriore destro \ Front right	1988 - 1993	MS200420120M3	42,00 x 20,00 x 12,00
Anteriore sinistro \ Front left		MS150420130M3	42,00 x 15,00 x 13,00	Anteriore sinistro \ Front left	1988 - 1993	MS200420120M3	42,00 x 20,00 x 12,00
Posteriore destro \ Rear right		MS170470140M3	47,00 x 17,00 x 14,00	650cc. NX 650 DOMINATOR			
Posteriore sinistro \ Left rear		MS170470140M3	47,00 x 17,00 x 14,00	Anteriore destro \ Front right		MS150350110M3	35,00 x 15,00 x 11,00
600cc. CB 600 HORNET F / S F2							
Anteriore destro \ Front right	1998 - 2001	MS200420120M3	42,00 x 20,00 x 12,00	Anteriore destro \ Front right		MS150350110M3	35,00 x 15,00 x 11,00
Anteriore sinistro \ Front left	1998 - 2001	MS200420120M3	42,00 x 20,00 x 12,00	Anteriore sinistro \ Front left		MS150420130M3	42,00 x 15,00 x 13,00
Posteriore destro \ Rear right	1998 - 2004	MS170470140M3	47,00 x 17,00 x 14,00	Posteriore destro \ Rear right		MS150420130M3	42,00 x 15,00 x 13,00
Posteriore sinistro \ Left rear	1998 - 2004	MS170470140M3	47,00 x 17,00 x 14,00	Posteriore sinistro \ Left rear		MS150420130M3	42,00 x 15,00 x 13,00
600cc. CB 600 HORNET S							
Anteriore destro \ Front right	2001	MS200420120M3	42,00 x 20,00 x 12,00	700cc. CB 700 SC NIGHTHAWK			
Anteriore sinistro \ Front left	2001	MS200420120M3	42,00 x 20,00 x 12,00	Anteriore destro \ Front right	1984 - 1986	MS200470140M3	47,00 x 20,00 x 14,00
Posteriore destro \ Rear right	2001 - 2002	MS170470140M3	47,00 x 17,00 x 14,00	Anteriore sinistro \ Front left	1984 - 1986	MS200470140M3	47,00 x 20,00 x 14,00
Posteriore sinistro \ Left rear	2001 - 2002	MS170470140M3	47,00 x 17,00 x 14,00	750cc. CB 750 SEVEN FIFTY / NIGHTHAWK			
600cc. CBR 600 F							
Anteriore destro \ Front right	1987 - 1993	MS200420120M3	42,00 x 20,00 x 12,00	Anteriore destro \ Front right	1991 - 1998	MS200420120M3	42,00 x 20,00 x 12,00
Anteriore sinistro \ Front left	1987 - 1993	MS200420120M3	42,00 x 20,00 x 12,00	Anteriore sinistro \ Front left	1991 - 1998	MS200420120M3	42,00 x 20,00 x 12,00
Posteriore destro \ Rear right	1991 - 1998	MS200470140M3 +	47,00 x 20,00 x 14,00	Posteriore destro \ Rear right	1991 - 1998	MS170470140M3	47,00 x 17,00 x 14,00
Posteriore destro \ Rear right	1987 - 1990	MS170470140M3	47,00 x 17,00 x 14,00	Posteriore sinistro \ Left rear	1991 - 1998	MS170470140M3 +	47,00 x 17,00 x 14,00
Posteriore sinistro \ Left rear	1995 - 1998	MS220500140C3K +	50,00 x 22,00 x 14,00	Posteriore sinistro \ Left rear	1991 - 1998	MS200470140M3 +	47,00 x 20,00 x 14,00
Posteriore sinistro \ Left rear	1991 - 1994	MS220440120DDK +	44,00 x 22,00 x 12,00	Posteriore sinistro \ Left rear	1991 - 1998	MS170470140M3	47,00 x 17,00 x 14,00
Posteriore sinistro \ Left rear	1991 - 1998	MS200470140M3 +	47,00 x 20,00 x 14,00	750cc. CBX 750			
Posteriore sinistro \ Left rear	1987 - 1990	MS170470140M3	47,00 x 17,00 x 14,00	Anteriore destro \ Front right		MS150420130M3	42,00 x 15,00 x 13,00
600cc. NT 600 CARDANO							
Anteriore destro \ Front right	1988 - 1991	MS200420120M3	42,00 x 20,00 x 12,00	Anteriore sinistro \ Front left		MS150420130M3	42,00 x 15,00 x 13,00
Anteriore sinistro \ Front left	1988 - 1991	MS200420120M3	42,00 x 20,00 x 12,00	Posteriore destro \ Rear right		MS200520150M3	52,00 x 20,00 x 15,00
Posteriore destro \ Rear right	1988 - 1991	MS350620140M3 +	62,00 x 35,00 x 14,00	Posteriore sinistro \ Left rear		MS200520150M3	52,00 x 20,00 x 15,00
600cc. NTV 600							
Anteriore destro \ Front right		MS200420120M3	42,00 x 20,00 x 12,00	750cc. RVF 750 R / RR (RC-45)			
Anteriore sinistro \ Front left		MS200420120M3	42,00 x 20,00 x 12,00	Anteriore destro \ Front right	1994	MS200420120M3	42,00 x 20,00 x 12,00
600cc. VT 600 C / CD SHADOW							
Anteriore destro \ Front right	1988 - 1994	MS200420120M3	42,00 x 20,00 x 12,00	Anteriore sinistro \ Front left	1994	MS200420120M3	42,00 x 20,00 x 12,00
Anteriore sinistro \ Front left	1988 - 1994	MS200420120M3	42,00 x 20,00 x 12,00	750cc. VF 750 C / CD MAGNA / DELUXE			
Posteriore destro \ Rear right	1988 - 1994	MS170470140M3	47,00 x 17,00 x 14,00	Anteriore destro \ Front right	1994 - 1998	MS200420120M3	42,00 x 20,00 x 12,00
Posteriore sinistro \ Left rear	1988 - 1994	MS170470140M3 +	47,00 x 17,00 x 14,00	Anteriore sinistro \ Front left	1994 - 1998	MS200420120M3	42,00 x 20,00 x 12,00
Posteriore sinistro \ Left rear	1988 - 1994	MS200470140C3 +	47,00 x 20,00 x 14,00	Posteriore destro \ Rear right	1994 - 1998	MS200470140M3	47,00 x 20,00 x 14,00
600cc. XL 600 V TRANSALP							
Anteriore destro \ Front right	1987 - 1999	MS150350110M3	35,00 x 15,00 x 11,00	Posteriore sinistro \ Left rear	1994 - 1998	MS250620170M3 +	62,00 x 25,00 x 17,00
Anteriore sinistro \ Front left	1987 - 1999	MS150350110M3	35,00 x 15,00 x 11,00	Posteriore sinistro \ Left rear	1994 - 1998	MS200520150M3 +	52,00 x 20,00 x 15,00
Posteriore destro \ Rear right	1989 - 1999	MS170400120M3	40,00 x 17,00 x 12,00	750cc. VF 750 F			
Posteriore sinistro \ Left rear	1989 - 1999	MS170400120M3	40,00 x 17,00 x 12,00	Anteriore destro \ Front right	1983 - 1984	MS150420130M3	42,00 x 15,00 x 13,00
650cc. CB 650 Z / S							
Anteriore destro \ Front right				Anteriore sinistro \ Front left	1983 - 1984	MS150420130M3	42,00 x 15,00 x 13,00
				Posteriore destro \ Rear right	1983 - 1984	MS200520150M3	52,00 x 20,00 x 15,00
				Posteriore sinistro \ Left rear	1983 - 1984	MS200520150M3	52,00 x 20,00 x 15,00
				750cc. VFR 750 F			
				Anteriore destro \ Front right	1987 - 1989	MS200420120M3	42,00 x 20,00 x 12,00
				Anteriore sinistro \ Front left	1990 - 1997	MS200420120M3	42,00 x 20,00 x 12,00
				Posteriore destro \ Rear right	1987 - 1989	MS200420120M3	42,00 x 20,00 x 12,00
				Posteriore sinistro \ Left rear	1987 - 1989	MS200470140M3	47,00 x 20,00 x 14,00
				Posteriore sinistro \ Left rear	1990 - 1997	MS350550100M3 +	55,00 x 35,00 x 10,00
				Posteriore sinistro \ Left rear	1987 - 1989	MS200520150M3	52,00 x 20,00 x 15,00
				750cc. VT 750 SHADOW			

APPLICAZIONI / APPLICATIONS	ANNO / YEAR	ATHENA #	DIMENSIONI / SIZES	APPLICAZIONI / APPLICATIONS	ANNO / YEAR	ATHENA #	DIMENSIONI / SIZES
HONDA							
Anteriore destro \ Front right	1998	MS200470140M3	47,00 x 20,00 x 14,00	1000cc. CBX 1000			
Anteriore sinistro \ Front left	1998	MS200470140M3	47,00 x 20,00 x 14,00	Anteriore destro \ Front right		MS150420130M3	42,00 x 15,00 x 13,00
Posteriore destro \ Rear right	1998	MS200470140M3	47,00 x 20,00 x 14,00	Anteriore sinistro \ Front left		MS150420130M3	42,00 x 15,00 x 13,00
Posteriore sinistro \ Left rear	1998	MS200470140M3 +	47,00 x 20,00 x 14,00	Posteriore destro \ Rear right		MS200520150M3	52,00 x 20,00 x 15,00
Posteriore sinistro \ Left rear	1998	MS220500140C3K	50,00 x 22,00 x 14,00	Posteriore sinistro \ Left rear		MS200520150M3	52,00 x 20,00 x 15,00
750cc. XRV 750 AFRICA TWIN							
Anteriore destro \ Front right	1990 - 1991	MS170400120M3	40,00 x 17,00 x 12,00	1000cc. VF 1000			
Anteriore destro \ Front right		MS200420120M3	42,00 x 20,00 x 12,00	Anteriore destro \ Front right	1984 - 1986	MS150420130M3	42,00 x 15,00 x 13,00
Anteriore sinistro \ Front left	1990 - 1991	MS170400120M3	40,00 x 17,00 x 12,00	Anteriore sinistro \ Front left	1984 - 1986	MS150420130M3	42,00 x 15,00 x 13,00
Anteriore sinistro \ Front left		MS200420120M3	42,00 x 20,00 x 12,00	Posteriore destro \ Rear right	1984 - 1986	MS200520150M3	52,00 x 20,00 x 15,00
Posteriore destro \ Rear right	1990 - 1991	MS170400120M3	40,00 x 17,00 x 12,00	Posteriore sinistro \ Left rear	1984 - 1986	MS200470140M3	47,00 x 20,00 x 14,00
Posteriore destro \ Rear right		MS150420130M3	42,00 x 15,00 x 13,00	1000cc. VF 1000 R			
Posteriore sinistro \ Left rear	1990 - 1991	MS200470140M3 +	47,00 x 20,00 x 14,00	Anteriore destro \ Front right	1984 - 1986	MS150420130M3	42,00 x 15,00 x 13,00
Posteriore sinistro \ Left rear	1990 - 1991	MS170470140M3 +	47,00 x 17,00 x 14,00	Anteriore sinistro \ Front left	1984 - 1986	MS150420130M3	42,00 x 15,00 x 13,00
800cc. PC 800 PACIFIC COAST							
Anteriore destro \ Front right	1989 - 1998	MS200420120M3	42,00 x 20,00 x 12,00	Posteriore destro \ Rear right	1984 - 1986	MS200470140M3	47,00 x 20,00 x 14,00
Anteriore sinistro \ Front left	1989 - 1998	MS200420120M3	42,00 x 20,00 x 12,00	Posteriore sinistro \ Left rear	1984 - 1986	MS250520150M3	52,00 x 25,00 x 15,00
Posteriore destro \ Rear right	1989 - 1998	MS200470140M3	47,00 x 20,00 x 14,00	1000cc. VTR 1000 F FIRESTORM			
Posteriore sinistro \ Left rear	1989 - 1998	MS200520150M3	52,00 x 20,00 x 15,00	Anteriore destro \ Front right	1997 - 1999	MS200420120M3	42,00 x 20,00 x 12,00
800cc. VFR 800 FI 98-01							
Anteriore destro \ Front right		MS200470140M3	47,00 x 20,00 x 14,00	Anteriore sinistro \ Front left	1997 - 1999	MS200420120M3	42,00 x 20,00 x 12,00
Anteriore sinistro \ Front left		MS200470140M3	47,00 x 20,00 x 14,00	Posteriore destro \ Rear right	1998	MS200470140M3	47,00 x 20,00 x 14,00
Posteriore sinistro \ Left rear		MS350550100M3 +	55,00 x 35,00 x 10,00	Posteriore sinistro \ Left rear	1997 - 1999	MS220560160C3 +	56,00 x 22,00 x 16,00
800cc. VT 800 C SHADOW							
Anteriore destro \ Front right	1988	MS150420130M3	42,00 x 15,00 x 13,00	Posteriore sinistro \ Left rear	1997 - 1999	MS200470140M3 +	47,00 x 20,00 x 14,00
Anteriore sinistro \ Front left	1988	MS150420130M3	42,00 x 15,00 x 13,00	1100cc. CB 1100 R / F			
Posteriore destro \ Rear right	1988	MS200470140DD	47,00 x 20,00 x 14,00	Anteriore destro \ Front right	1983	MS150420130M3	42,00 x 15,00 x 13,00
Posteriore sinistro \ Left rear	1988	MS200470140DD	47,00 x 20,00 x 14,00	Anteriore sinistro \ Front left	1983	MS150420130M3	42,00 x 15,00 x 13,00
900cc. CB 900 C / F							
Anteriore destro \ Front right		MS200420120M3	42,00 x 20,00 x 12,00	Posteriore destro \ Rear right	1983	MS200520150M3	52,00 x 20,00 x 15,00
Anteriore sinistro \ Front left		MS200420120M3	42,00 x 20,00 x 12,00	Posteriore sinistro \ Left rear	1983	MS250620170M3 +	62,00 x 25,00 x 17,00
Posteriore destro \ Rear right		MS200520150M3	52,00 x 20,00 x 15,00	Posteriore sinistro \ Left rear	1983	MS200520150M3 +	52,00 x 20,00 x 15,00
Posteriore sinistro \ Left rear		MS200520150M3	52,00 x 20,00 x 15,00	1100cc. CBR 1100 XX			
900cc. CBR 900 R / RR							
Anteriore destro \ Front right	1993 - 1997	MS200420120M3	42,00 x 20,00 x 12,00	Anteriore destro \ Front right	1997 - 1998	MS200420120M3	42,00 x 20,00 x 12,00
Anteriore destro \ Front right	1998 - 1999	MS200470140M3	47,00 x 20,00 x 14,00	Anteriore sinistro \ Front left	1997 - 1998	MS200420120M3	42,00 x 20,00 x 12,00
Anteriore sinistro \ Front left	1993 - 1997	MS200420120M3	42,00 x 20,00 x 12,00	Posteriore destro \ Rear right	1997 - 1998	MS200520150M3	52,00 x 20,00 x 15,00
Anteriore sinistro \ Front left	1998 - 1999	MS200470140M3	47,00 x 20,00 x 14,00	Posteriore sinistro \ Left rear	1997 - 1998	MS200520150M3 +	52,00 x 20,00 x 15,00
Posteriore destro \ Rear right	1993 - 1999	MS200470140M3	47,00 x 20,00 x 14,00	1100cc. GL 1100			
Posteriore sinistro \ Left rear	1993 - 1999	MS200470140M3 +	47,00 x 20,00 x 14,00	Anteriore destro \ Front right	1980 - 1985	MS150420130M3	42,00 x 15,00 x 13,00
Posteriore sinistro \ Left rear	1993 - 1995	MS220500140C3K	50,00 x 22,00 x 14,00	Anteriore sinistro \ Front left	1980 - 1985	MS150420130M3	42,00 x 15,00 x 13,00
Posteriore sinistro \ Left rear	1996 - 1999	MS220560160C3 +	56,00 x 22,00 x 16,00	Posteriore destro \ Rear right	1980 - 1985	MS200470140M3	47,00 x 20,00 x 14,00
1000cc. CB 1000 SF							
Anteriore destro \ Front right	1994 - 1995	MS200420120M3	42,00 x 20,00 x 12,00	Posteriore sinistro \ Left rear	1980 - 1985	MS200520150M3	52,00 x 20,00 x 15,00
Anteriore sinistro \ Front left	1994 - 1995	MS200420120M3	42,00 x 20,00 x 12,00	1100cc. ST 1100			
Posteriore destro \ Rear right	1994 - 1995	MS200520150M3	52,00 x 20,00 x 15,00	Anteriore destro \ Front right	1990 - 1994	MS200420120M3	42,00 x 20,00 x 12,00
Posteriore sinistro \ Left rear	1994 - 1995	MS250620170M3 +	62,00 x 25,00 x 17,00	Anteriore destro \ Front right	1995 - 1998	MS200470140M3	47,00 x 20,00 x 14,00
Posteriore sinistro \ Left rear	1994 - 1995	MS200520150M3 +	52,00 x 20,00 x 15,00	Anteriore sinistro \ Front left	1990 - 1994	MS200420120M3	42,00 x 20,00 x 12,00
1000cc. CBR 1000 F / FP							
Anteriore destro \ Front right	1998 - 1999	MS200470140M3	47,00 x 20,00 x 14,00	Anteriore sinistro \ Front left	1995 - 1998	MS200470140M3	47,00 x 20,00 x 14,00
Anteriore destro \ Front right	1987 - 1997	MS200420120M3	42,00 x 20,00 x 12,00	Posteriore destro \ Rear right	1995 - 1998	MS200470206DD	47,00 x 20,00 x 20,60
Anteriore sinistro \ Front left	1987 - 1997	MS200420120M3	42,00 x 20,00 x 12,00	Posteriore destro \ Rear right	1990 - 1994	MS200420120M3	42,00 x 20,00 x 12,00
Anteriore sinistro \ Front left	1998 - 1999	MS200470140M3	47,00 x 20,00 x 14,00	Posteriore sinistro \ Left rear	1990 - 1994	MS200420120M3	42,00 x 20,00 x 12,00
Posteriore destro \ Rear right	1989 - 1999	MS200520150M3	52,00 x 20,00 x 15,00	Posteriore sinistro \ Left rear	1995 - 1998	MS200470140M3	47,00 x 20,00 x 14,00
Posteriore sinistro \ Left rear	1987 - 1988	MS200470140M3	47,00 x 20,00 x 14,00	1100cc. VF 1100 F			
Posteriore sinistro \ Left rear	1987 - 1999	MS200520150M3 +	52,00 x 20,00 x 15,00	Anteriore destro \ Front right	1983 - 1986	MS150420130M3	42,00 x 15,00 x 13,00
Posteriore sinistro \ Left rear	1987 - 1999	MS250620170M3 +	62,00 x 25,00 x 17,00	Anteriore sinistro \ Front left	1983 - 1986	MS150420130M3	42,00 x 15,00 x 13,00
1100cc. VT 1100 SHADOW ACE							
Anteriore destro \ Front right	1987 - 1992	MS200420120M3	42,00 x 20,00 x 12,00	Posteriore destro \ Rear right	1983 - 1986	MS200520150M3	52,00 x 20,00 x 15,00
Anteriore destro \ Front right	1998	MS200470140M3	47,00 x 20,00 x 14,00	Posteriore sinistro \ Left rear	1983 - 1986	MS200470140M3	47,00 x 20,00 x 14,00
Anteriore sinistro \ Front left	1987 - 1992	MS200420120M3	42,00 x 20,00 x 12,00	1100cc. VT 1100 SHADOW ACE			
Anteriore sinistro \ Front left	1998	MS200470140M3	47,00 x 20,00 x 14,00	Anteriore destro \ Front right	1987 - 1992	MS200420120M3	42,00 x 20,00 x 12,00
Posteriore destro \ Rear right	1987 - 1988	MS200470140M3	47,00 x 20,00 x 14,00	Anteriore destro \ Front right	1998	MS200470140M3	47,00 x 20,00 x 14,00
Posteriore sinistro \ Left rear	1987 - 1999	MS200520150M3 +	52,00 x 20,00 x 15,00	Anteriore sinistro \ Front left	1987 - 1992	MS200420120M3	42,00 x 20,00 x 12,00
Posteriore sinistro \ Left rear	1987 - 1999	MS250620170M3 +	62,00 x 25,00 x 17,00	Anteriore sinistro \ Front left	1998	MS200470140M3	47,00 x 20,00 x 14,00
				Posteriore destro \ Rear right	1987 - 1992	MS200470140M3	47,00 x 20,00 x 14,00

APPLICAZIONI / APPLICATIONS	ANNO / YEAR	ATHENA #	DIMENSIONI / SIZES	APPLICAZIONI / APPLICATIONS	ANNO / YEAR	ATHENA #	DIMENSIONI / SIZES
HONDA							
Posteriore destro \ Rear right	1998	MS200470140M3	47,00 x 20,00 x 14,00	Anteriore destro \ Front right	1981	MS120320100C3	32,00 x 12,00 x 10,00
Posteriore sinistro \ Left rear	1998	MS200470206DD	47,00 x 20,00 x 20,60	Anteriore sinistro \ Front left	1981	MS120370120AA	37,00 x 12,00 x 12,00
Posteriore sinistro \ Left rear	1987 - 1992	MS200470140M3	47,00 x 20,00 x 14,00	Posteriore destro \ Rear right	1981	MS120370120M3	37,00 x 12,00 x 12,00
1200cc. GL 1200 / GOLDWING / INTERSTATE							
Anteriore destro \ Front right	1984 - 1987	MS150420130M3	42,00 x 15,00 x 13,00	Posteriore sinistro \ Left rear	1981	MS120370120M3	37,00 x 12,00 x 12,00
Anteriore sinistro \ Front left	1984 - 1987	MS150420130M3	42,00 x 15,00 x 13,00	80cc. KD 80			
Posteriore destro \ Rear right	1984 - 1987	MS200470140DD	47,00 x 20,00 x 14,00	Anteriore destro \ Front right	1975 - 1981	MS100300090M3	30,00 x 10,00 x 9,00
Posteriore sinistro \ Left rear	1984 - 1987	MS200520150M3	52,00 x 20,00 x 15,00	Anteriore sinistro \ Front left	1975 - 1981	MS100350110M3	35,00 x 10,00 x 11,00
1500cc. GL 1500 A / I / SE							
Anteriore destro \ Front right	1990 - 1992	MS200420120M3	42,00 x 20,00 x 12,00	Posteriore destro \ Rear right	1975 - 1981	MS120370120M3	37,00 x 12,00 x 12,00
Anteriore destro \ Front right	1994 - 1995	MS200420120M3	42,00 x 20,00 x 12,00	Posteriore sinistro \ Left rear	1975 - 1981	MS120370120AA	37,00 x 12,00 x 12,00
Anteriore sinistro \ Front left	1990 - 1992	MS200420120M3	42,00 x 20,00 x 12,00	80cc. KD 80 M1 / M8			
Anteriore sinistro \ Front left	1994 - 1995	MS200420120M3	42,00 x 20,00 x 12,00	Anteriore destro \ Front right	1982 - 1987	MS100300090M3	30,00 x 10,00 x 9,00
Posteriore destro \ Rear right	1994 - 1995	MS200470206DD	47,00 x 20,00 x 20,60	Anteriore sinistro \ Front left	1982 - 1987	MS100350110M3	35,00 x 10,00 x 11,00
Posteriore destro \ Rear right	1990 - 1992	MS200470206DD	47,00 x 20,00 x 20,60	Posteriore destro \ Rear right	1982 - 1987	MS120370120M3	37,00 x 12,00 x 12,00
Posteriore sinistro \ Left rear	1990 - 1992	MS200470140M3	47,00 x 20,00 x 14,00	Posteriore sinistro \ Left rear	1982 - 1987	MS120370120M3	37,00 x 12,00 x 12,00
Posteriore sinistro \ Left rear	1994 - 1995	MS200470140M3	47,00 x 20,00 x 14,00	80cc. KD 80 N1 / N2 / N3			
1500cc. GL 1500 GOLD WING							
Anteriore destro \ Front right	1997 - 1998	MS200420120M3	42,00 x 20,00 x 12,00	Anteriore destro \ Front right	1988 - 1990	MS120320100M3	32,00 x 12,00 x 10,00
Anteriore destro \ Front right	1988 - 1990	MS200420120M3	42,00 x 20,00 x 12,00	Anteriore sinistro \ Front left	1988 - 1990	MS120320100M3	32,00 x 12,00 x 10,00
Anteriore sinistro \ Front left	1997 - 1998	MS200420120M3	42,00 x 20,00 x 12,00	Posteriore destro \ Rear right	1988 - 1990	MS120320100M3	32,00 x 12,00 x 10,00
Anteriore sinistro \ Front left	1988 - 1990	MS200420120M3	42,00 x 20,00 x 12,00	Posteriore sinistro \ Left rear	1988 - 1990	MS120320100M3	32,00 x 12,00 x 10,00
Posteriore destro \ Rear right	1997 - 1998	MS200470206DD	47,00 x 20,00 x 20,60	80cc. KDX 80			
Posteriore destro \ Rear right	1988 - 1990	MS200470206DD	47,00 x 20,00 x 20,60	Anteriore destro \ Front right	1980 - 1983	MS100350110M3	35,00 x 10,00 x 11,00
Posteriore sinistro \ Left rear	1988 - 1990	MS200470140M3	47,00 x 20,00 x 14,00	Anteriore sinistro \ Front left	1980 - 1983	MS100300090M3	30,00 x 10,00 x 9,00
Posteriore sinistro \ Left rear	1997 - 1998	MS200470140M3	47,00 x 20,00 x 14,00	Posteriore destro \ Rear right	1980 - 1983	MS120320100M3	32,00 x 12,00 x 10,00
ITALJET							
50cc. PURSANG 50							
Anteriore destro \ Front right		MS120320100M3	32,00 x 12,00 x 10,00	Posteriore sinistro \ Left rear	1980 - 1983	MS170400120M3	40,00 x 17,00 x 12,00
Anteriore sinistro \ Front left		MS120320100M3	32,00 x 12,00 x 10,00	80cc. KDX 80 C			
Posteriore sinistro \ Left rear		MS120320100M3	32,00 x 12,00 x 10,00	Anteriore destro \ Front right	1984 - 1988	MS100350110M3	35,00 x 10,00 x 11,00
50cc. SUNNY 50							
Anteriore destro \ Front right		MS100300900DD	30,00 x 10,00 x 9,00	Anteriore sinistro \ Front left	1984 - 1988	MS100300090M3	30,00 x 10,00 x 9,00
Anteriore sinistro \ Front left		MS100300900DD	30,00 x 10,00 x 9,00	Posteriore destro \ Rear right	1984 - 1988	MS120320100M3	32,00 x 12,00 x 10,00
Posteriore destro \ Rear right		MS170400120M3	40,00 x 17,00 x 12,00	Posteriore sinistro \ Left rear	1984 - 1988	MS120370120AA	37,00 x 12,00 x 12,00
KAWASAKI							
0cc. F8 / FM8							
Anteriore destro \ Front right	1971 - 1972	MS150350110M3	35,00 x 15,00 x 11,00	80cc. MC1 / MC1M 80			
Anteriore sinistro \ Front left	1971 - 1972	MS150350110M3	35,00 x 15,00 x 11,00	Anteriore destro \ Front right	1973 - 1975	MS100300090M3	30,00 x 10,00 x 9,00
Posteriore destro \ Rear right	1971 - 1972	MS170470140M3	47,00 x 17,00 x 14,00	Anteriore sinistro \ Front left	1973 - 1975	MS100350110M3	35,00 x 10,00 x 11,00
Posteriore sinistro \ Left rear	1971 - 1972	MS170470140M3	47,00 x 17,00 x 14,00	Posteriore destro \ Rear right	1973 - 1975	MS120370120M3	37,00 x 12,00 x 12,00
0cc. H1S&KH A8							
Anteriore destro \ Front right	1969 - 1976	MS170470140M3	47,00 x 17,00 x 14,00	Posteriore sinistro \ Left rear	1973 - 1975	MS120370120AA	37,00 x 12,00 x 12,00
Anteriore sinistro \ Front left	1969 - 1976	MS170470140M3	47,00 x 17,00 x 14,00	100cc. G31 M 100			
Posteriore destro \ Rear right	1969 - 1976	MS170470140M3	47,00 x 17,00 x 14,00	Anteriore destro \ Front right	1970 - 1971	MS120370120AA	37,00 x 12,00 x 12,00
Posteriore sinistro \ Left rear	1969 - 1976	MS250620170M3	62,00 x 25,00 x 17,00	Anteriore sinistro \ Front left	1970 - 1971	MS120370120M3	37,00 x 12,00 x 12,00
75cc. MT1 / KV 75							
Anteriore destro \ Front right	1971 - 1980	MS120320100M3	32,00 x 12,00 x 10,00	Posteriore destro \ Rear right	1970 - 1971	MS120370120AA	37,00 x 12,00 x 12,00
Anteriore sinistro \ Front left	1971 - 1980	MS120320100M3	32,00 x 12,00 x 10,00	Posteriore sinistro \ Left rear	1970 - 1971	MS120370120AA	37,00 x 12,00 x 12,00
Posteriore destro \ Rear right	1971 - 1980	MS120320100M3	32,00 x 12,00 x 10,00	100cc. G3SS / G3TR 100			
Posteriore sinistro \ Left rear	1971 - 1980	MS120320100M3	32,00 x 12,00 x 10,00	Anteriore destro \ Front right	1969 - 1975	MS100300090M3	30,00 x 10,00 x 9,00
80cc. AE / AR 50 / 80							
Anteriore destro \ Front right	1982	MS120320100M3	32,00 x 12,00 x 10,00	Anteriore sinistro \ Front left	1969 - 1975	MS100350110M3	35,00 x 10,00 x 11,00
Anteriore sinistro \ Front left	1982	MS120370120AA	37,00 x 12,00 x 12,00	Posteriore destro \ Rear right	1969 - 1975	MS120370120M3	37,00 x 12,00 x 12,00
Posteriore destro \ Rear right	1982	MS120370120M3	37,00 x 12,00 x 12,00	Posteriore sinistro \ Left rear	1969 - 1975	MS120370120AA	37,00 x 12,00 x 12,00
Posteriore sinistro \ Left rear	1982	MS120370120M3	37,00 x 12,00 x 12,00	100cc. G4TR / KV A7 100			
80cc. AR 80							
Anteriore destro \ Front right	1976 - 1979	MS100300090M3	30,00 x 10,00 x 9,00	Anteriore destro \ Front right	1970 - 1976	MS100300090M3	30,00 x 10,00 x 9,00
Anteriore sinistro \ Front left	1976 - 1979	MS100350110M3	35,00 x 10,00 x 11,00	Anteriore sinistro \ Front left	1970 - 1976	MS120370120M3	37,00 x 12,00 x 12,00
Posteriore destro \ Rear right	1976 - 1979	MS120370120M3	37,00 x 12,00 x 12,00	Posteriore destro \ Rear right	1970 - 1976	MS120370120M3	37,00 x 12,00 x 12,00
Posteriore sinistro \ Left rear	1976 - 1979	MS120370120AA	37,00 x 12,00 x 12,00	Posteriore sinistro \ Left rear	1970 - 1976	MS170400120M3 +	40,00 x 17,00 x 12,00
100cc. K 100 A							
Anteriore destro \ Front right	1976 - 1981	MS100300090M3	30,00 x 10,00 x 9,00	Posteriore sinistro \ Left rear	1970 - 1976	MS120320100C3 +	32,00 x 12,00 x 10,00
Anteriore sinistro \ Front left	1976 - 1981	MS120370120M3	37,00 x 12,00 x 12,00	100cc. K 100 / N			

APPLICAZIONI / APPLICATIONS	ANNO / YEAR	ATHENA #	DIMENSIONI / SIZES	APPLICAZIONI / APPLICATIONS	ANNO / YEAR	ATHENA #	DIMENSIONI / SIZES
KAWASAKI							
Posteriore destro \ Rear right	1976 - 1981	MS120370120M3	37,00 x 12,00 x 12,00	175cc. KD / KE 175 A / B / D			
Posteriore sinistro \ Left rear	1976 - 1981	MS170400120M3 +	40,00 x 17,00 x 12,00	Anteriore destro \ Front right	1976 - 1983	MS120320100C3	32,00 x 12,00 x 10,00
Posteriore sinistro \ Left rear	1976 - 1981	MS120320100C3 +	32,00 x 12,00 x 10,00	Anteriore sinistro \ Front left	1976 - 1983	MS120370120AA	37,00 x 12,00 x 12,00
100cc. KC 100 / KE 100				Posteriore destro \ Rear right	1976 - 1983	MS150350110M3	35,00 x 15,00 x 11,00
Anteriore destro \ Front right		MS100300090M3	30,00 x 10,00 x 9,00	Posteriore sinistro \ Left rear	1976 - 1983	MS200420120M3	42,00 x 20,00 x 12,00
Anteriore sinistro \ Front left		MS100350110M3	35,00 x 10,00 x 11,00	175cc. KE 175 E			
Posteriore destro \ Rear right		MS120370120M3	37,00 x 12,00 x 12,00	Anteriore destro \ Front right		MS120370120M3	37,00 x 12,00 x 12,00
Posteriore sinistro \ Left rear		MS120320100M3	32,00 x 12,00 x 10,00	Anteriore destro \ Front right		MS120320100M3	32,00 x 12,00 x 10,00
100cc. KH 100 B7 / B8				Anteriore sinistro \ Front left		MS120370120M3	37,00 x 12,00 x 12,00
Anteriore destro \ Front right	1976 - 1977	MS100300090M3	30,00 x 10,00 x 9,00	Posteriore destro \ Rear right		MS150350110M3	35,00 x 15,00 x 11,00
Anteriore sinistro \ Front left	1976 - 1977	MS100350110M3	35,00 x 10,00 x 11,00	Posteriore sinistro \ Left rear		MS150350110M3	35,00 x 15,00 x 11,00
Posteriore destro \ Rear right	1976 - 1977	MS120370120AA	37,00 x 12,00 x 12,00	200cc. KDX 200			
Posteriore sinistro \ Left rear	1976 - 1977	MS120370120AA	37,00 x 12,00 x 12,00	Anteriore destro \ Front right	1983 - 1998	MS150350110M3	35,00 x 15,00 x 11,00
100cc. ZL 100 A				Anteriore sinistro \ Front left	1983 - 1998	MS150350110M3	35,00 x 15,00 x 11,00
Anteriore destro \ Front right	1987	MS150420130M3	42,00 x 15,00 x 13,00	Posteriore destro \ Rear right	1989 - 1998	MS200420120M3	42,00 x 20,00 x 12,00
Anteriore sinistro \ Front left	1987	MS150420130M3	42,00 x 15,00 x 13,00	Posteriore destro \ Rear right	1983 - 1985	MS170300070AA	30,00 x 17,00 x 7,00
Posteriore destro \ Rear right	1987	MS200520150M3	52,00 x 20,00 x 15,00	Posteriore sinistro \ Left rear	1983 - 1998	MS200420120M3	42,00 x 20,00 x 12,00
Posteriore sinistro \ Left rear	1987	MS200520150M3	52,00 x 20,00 x 15,00	200cc. KMX 200 A2 / A3 / A4			
120cc. C2 SS / C2 TR 120				Anteriore destro \ Front right	1990 - 1992	MS150350110M3	35,00 x 15,00 x 11,00
Anteriore destro \ Front right	1967 - 1969	MS100300090M3	30,00 x 10,00 x 9,00	Anteriore sinistro \ Front left	1990 - 1992	MS150420130M3	42,00 x 15,00 x 13,00
Posteriore destro \ Rear right	1967 - 1969	MS120370120M3	37,00 x 12,00 x 12,00	Posteriore destro \ Rear right	1990 - 1992	MS150420130M3	42,00 x 15,00 x 13,00
Posteriore sinistro \ Left rear	1967 - 1969	MS120370120AA	37,00 x 12,00 x 12,00	Posteriore sinistro \ Left rear	1990 - 1992	MS150420130M3	42,00 x 15,00 x 13,00
125cc. AR 125				200cc. KZ 200 A			
Anteriore destro \ Front right	1982 - 1991	MS120320100M3	32,00 x 12,00 x 10,00	Anteriore destro \ Front right	1978 - 1979	MS150350110M3	35,00 x 15,00 x 11,00
Anteriore sinistro \ Front left	1982 - 1991	MS120320100M3	32,00 x 12,00 x 10,00	Anteriore sinistro \ Front left	1978 - 1979	MS150350110M3	35,00 x 15,00 x 11,00
Posteriore destro \ Rear right	1982 - 1991	MS150420130M3	42,00 x 15,00 x 13,00	Posteriore destro \ Rear right	1978 - 1979	MS150420130M3	42,00 x 15,00 x 13,00
Posteriore sinistro \ Left rear	1982 - 1991	MS150350110M3	35,00 x 15,00 x 11,00	Posteriore sinistro \ Left rear	1978 - 1979	MS150350110M3 +	35,00 x 15,00 x 11,00
125cc. KDX 125 A1 / B1 / A2 / B2				Posteriore sinistro \ Left rear	1978 - 1979	MS200420120M3 +	42,00 x 20,00 x 12,00
Anteriore destro \ Front right	1990 - 1993	MS150350110M3	35,00 x 15,00 x 11,00	200cc. Z 200			
Anteriore sinistro \ Front left	1990 - 1993	MS150350110M3	35,00 x 15,00 x 11,00	Anteriore destro \ Front right		MS150350110M3	35,00 x 15,00 x 11,00
Posteriore destro \ Rear right	1990 - 1993	MS200420120M3	42,00 x 20,00 x 12,00	Anteriore sinistro \ Front left		MS150350110M3	35,00 x 15,00 x 11,00
Posteriore sinistro \ Left rear	1990 - 1993	MS200420120M3	42,00 x 20,00 x 12,00	Posteriore destro \ Rear right		MS150420130M3	42,00 x 15,00 x 13,00
125cc. KE 125 A2 / A10				Posteriore sinistro \ Left rear		MS150350110M3	35,00 x 15,00 x 11,00
Anteriore destro \ Front right	1980 - 1983	MS120320100C3	32,00 x 12,00 x 10,00	220cc. KDX 220 A			
Anteriore sinistro \ Front left	1980 - 1983	MS120370120AA	37,00 x 12,00 x 12,00	Anteriore destro \ Front right	1997 - 2001	MS150350110M3	35,00 x 15,00 x 11,00
Posteriore destro \ Rear right	1980 - 1983	MS150350110M3	35,00 x 15,00 x 11,00	Anteriore sinistro \ Front left	1997 - 2001	MS150350110M3	35,00 x 15,00 x 11,00
Posteriore sinistro \ Left rear	1980 - 1983	MS200420120M3	42,00 x 20,00 x 12,00	Posteriore destro \ Rear right	1997 - 2001	MS200420120M3	42,00 x 20,00 x 12,00
125cc. KH 125				Posteriore sinistro \ Left rear	1997 - 2001	MS200420120M3	42,00 x 20,00 x 12,00
Anteriore destro \ Front right		MS120320100M3	32,00 x 12,00 x 10,00	250cc. EL 250 / F2 / F5			
Anteriore sinistro \ Front left		MS120370120M3	37,00 x 12,00 x 12,00	Anteriore destro \ Front right	1996 - 1998	MS150420130M3	42,00 x 15,00 x 13,00
Posteriore destro \ Rear right		MS150420130M3	42,00 x 15,00 x 13,00	Anteriore sinistro \ Front left	1996 - 1998	MS150420130M3	42,00 x 15,00 x 13,00
Posteriore sinistro \ Left rear		MS150350110M3	35,00 x 15,00 x 11,00	Posteriore destro \ Rear right	1996 - 1998	MS170470140M3	47,00 x 17,00 x 14,00
125cc. KS 125 A				250cc. EL 250 B / E			
Anteriore destro \ Front right	1974 - 1979	MS120320100C3	32,00 x 12,00 x 10,00	Anteriore destro \ Front right	1991 - 1994	MS150350110M3	35,00 x 15,00 x 11,00
Anteriore sinistro \ Front left	1974 - 1979	MS120370120AA	37,00 x 12,00 x 12,00	Anteriore destro \ Front right	1988 - 1989	MS150350110M3	35,00 x 15,00 x 11,00
Posteriore destro \ Rear right	1974 - 1979	MS150350110M3	35,00 x 15,00 x 11,00	Anteriore sinistro \ Front left	1988 - 1989	MS150350110M3	35,00 x 15,00 x 11,00
Posteriore sinistro \ Left rear	1974 - 1979	MS200420120M3	42,00 x 20,00 x 12,00	Anteriore sinistro \ Front left	1991 - 1994	MS150350110M3	35,00 x 15,00 x 11,00
175cc. F3 175				Posteriore destro \ Rear right	1991 - 1994	MS170400120M3	40,00 x 17,00 x 12,00
Anteriore destro \ Front right	1968 - 1970	MS150350110M3	35,00 x 15,00 x 11,00	Posteriore destro \ Rear right	1988 - 1989	MS170470140M3	47,00 x 17,00 x 14,00
Anteriore sinistro \ Front left	1968 - 1970	MS150350110M3	35,00 x 15,00 x 11,00	Posteriore sinistro \ Left rear	1988 - 1989	MS250520150M3 +	52,00 x 25,00 x 15,00
Posteriore destro \ Rear right	1968 - 1970	MS150350110M3	35,00 x 15,00 x 11,00	Posteriore sinistro \ Left rear	1991 - 1994	MS170400120M3 +	40,00 x 17,00 x 12,00
Posteriore sinistro \ Left rear	1968 - 1970	MS200420120M3 +	42,00 x 20,00 x 12,00	Posteriore sinistro \ Left rear	1988 - 1989	MS170400120M3 +	40,00 x 17,00 x 12,00
Posteriore sinistro \ Left rear	1968 - 1970	MS150350110M3 +	35,00 x 15,00 x 11,00	Posteriore sinistro \ Left rear	1991 - 1994	MS250520150M3 +	52,00 x 25,00 x 15,00
175cc. F7 175				250cc. ER 250 SCORPION			
Anteriore destro \ Front right	1971 - 1975	MS120370120AA	37,00 x 12,00 x 12,00	Anteriore destro \ Front right	1988	MS150350110M3	35,00 x 15,00 x 11,00
Anteriore sinistro \ Front left	1971 - 1975	MS120370120M3	37,00 x 12,00 x 12,00	Anteriore sinistro \ Front left	1988	MS150350110M3	35,00 x 15,00 x 11,00
Posteriore destro \ Rear right	1971 - 1975	MS150420130M3	42,00 x 15,00 x 13,00	Posteriore destro \ Rear right	1988	MS170470140M3	47,00 x 17,00 x 14,00
Posteriore sinistro \ Left rear	1971 - 1975	MS150420130M3	42,00 x 15,00 x 13,00				

APPLICAZIONI / APPLICATIONS	ANNO / YEAR	ATHENA #	DIMENSIONI / SIZES	APPLICAZIONI / APPLICATIONS	ANNO / YEAR	ATHENA #	DIMENSIONI / SIZES
KAWASAKI							
Posteriore sinistro \ Left rear	1988	MS170470140M3	47,00 x 17,00 x 14,00	Anteriore sinistro \ Front left		MS150350110M3	35,00 x 15,00 x 11,00
250cc. EX 250 E / F				Posteriore destro \ Rear right		MS150420130M3	42,00 x 15,00 x 13,00
Anteriore destro \ Front right	1986 - 1987	MS150350110M3	35,00 x 15,00 x 11,00	Posteriore sinistro \ Left rear		MS150420130M3	42,00 x 15,00 x 13,00
Anteriore sinistro \ Front left	1986 - 1987	MS150350110M3	35,00 x 15,00 x 11,00	250cc. KR-1 250 S			
Posteriore destro \ Rear right	1986 - 1987	MS170470140M3	47,00 x 17,00 x 14,00	Anteriore destro \ Front right		MS150420130M3	42,00 x 15,00 x 13,00
Posteriore sinistro \ Left rear	1986 - 1987	MS170400120M3 +	40,00 x 17,00 x 12,00	Anteriore sinistro \ Front left		MS150420130M3	42,00 x 15,00 x 13,00
Posteriore sinistro \ Left rear	1986 - 1987	MS250520150M3 +	52,00 x 25,00 x 15,00	Posteriore destro \ Rear right		MS150420130M3	42,00 x 15,00 x 13,00
250cc. F11 / F11 M				Posteriore sinistro \ Left rear		MS150420130M3	42,00 x 15,00 x 13,00
Anteriore destro \ Front right	1973 - 1975	MS150350110M3	35,00 x 15,00 x 11,00	250cc. KT 250			
Anteriore sinistro \ Front left	1973 - 1975	MS150350110M3	35,00 x 15,00 x 11,00	Anteriore destro \ Front right	1975 - 1976	MS120320100C3	32,00 x 12,00 x 10,00
Posteriore destro \ Rear right	1973 - 1975	MS170400120M3	40,00 x 17,00 x 12,00	Anteriore sinistro \ Front left	1975 - 1976	MS120370120AA	37,00 x 12,00 x 12,00
Posteriore sinistro \ Left rear	1973 - 1975	MS170400120M3	40,00 x 17,00 x 12,00	Posteriore destro \ Rear right	1975 - 1976	MS150420130M3	42,00 x 15,00 x 13,00
250cc. F4 250				Posteriore sinistro \ Left rear	1975 - 1976	MS150420130M3	42,00 x 15,00 x 13,00
Anteriore destro \ Front right	1968 - 1970	MS150350110M3	35,00 x 15,00 x 11,00	250cc. KZ 250 D1 / D2 / L1 / LTD SELT DRIVE			
Anteriore sinistro \ Front left	1968 - 1970	MS150350110M3	35,00 x 15,00 x 11,00	Anteriore destro \ Front right	1980 - 1981	MS150350110M3	35,00 x 15,00 x 11,00
Posteriore destro \ Rear right	1968 - 1970	MS150350110M3	35,00 x 15,00 x 11,00	Anteriore sinistro \ Front left	1980 - 1981	MS150350110M3	35,00 x 15,00 x 11,00
Posteriore sinistro \ Left rear	1968 - 1970	MS200520150M3 +	52,00 x 20,00 x 15,00	Posteriore destro \ Rear right	1980 - 1981	MS150350110M3	35,00 x 15,00 x 11,00
Posteriore sinistro \ Left rear	1968 - 1970	MS150350110M3 +	35,00 x 15,00 x 11,00	Posteriore sinistro \ Left rear	1980 - 1981	MS200420120M3 +	42,00 x 20,00 x 12,00
250cc. GPX 250				Posteriore sinistro \ Left rear	1980 - 1981	MS150350110M3 +	35,00 x 15,00 x 11,00
Anteriore destro \ Front right	1988	MS150350110M3	35,00 x 15,00 x 11,00	250cc. KZ 250 L / W / B			
Anteriore sinistro \ Front left	1988	MS150350110M3	35,00 x 15,00 x 11,00	Anteriore destro \ Front right	1982 - 1983	MS150350110M3	35,00 x 15,00 x 11,00
Posteriore destro \ Rear right	1988	MS170470140M3	47,00 x 17,00 x 14,00	Anteriore sinistro \ Front left	1982 - 1983	MS150350110M3	35,00 x 15,00 x 11,00
Posteriore sinistro \ Left rear	1988	MS150420130M3	42,00 x 15,00 x 13,00	Posteriore destro \ Rear right	1982 - 1983	MS150420130M3	42,00 x 15,00 x 13,00
250cc. KDX 250				Posteriore sinistro \ Left rear	1982 - 1983	MS150350110M3 +	35,00 x 15,00 x 11,00
Anteriore destro \ Front right	1983 - 1984	MS150350110M3	35,00 x 15,00 x 11,00	Posteriore sinistro \ Left rear	1982 - 1983	MS200420120M3 +	42,00 x 20,00 x 12,00
Anteriore destro \ Front right	1991 - 1994	MS150350110M3	35,00 x 15,00 x 11,00	250cc. NINJA EX 250 F			
Anteriore destro \ Front right	1980 - 1982	MS150420130D1	42,00 x 15,00 x 13,00	Anteriore destro \ Front right	1992 - 1998	MS150350110M3	35,00 x 15,00 x 11,00
Anteriore sinistro \ Front left	1983 - 1984	MS150350110M3	35,00 x 15,00 x 11,00	Anteriore sinistro \ Front left	1992 - 1998	MS150350110M3	35,00 x 15,00 x 11,00
Anteriore sinistro \ Front left	1991 - 1994	MS150350110M3	35,00 x 15,00 x 11,00	Posteriore destro \ Rear right	1992 - 1998	MS170470140M3	47,00 x 17,00 x 14,00
Anteriore sinistro \ Front left	1980 - 1982	MS150420130D1	42,00 x 15,00 x 13,00	Posteriore sinistro \ Left rear	1992 - 1998	MS250520150M3 +	52,00 x 25,00 x 15,00
Posteriore destro \ Rear right	1991 - 1994	MS200420120M3	42,00 x 20,00 x 12,00	Posteriore sinistro \ Left rear	1992 - 1998	MS170400120M3 +	40,00 x 17,00 x 12,00
Posteriore sinistro \ Left rear	1980 - 1982	MS200470140M3	47,00 x 20,00 x 14,00	250cc. NINJA R EX 250 F			
Posteriore sinistro \ Left rear	1983 - 1984	MS170400120M3	40,00 x 17,00 x 12,00	Anteriore destro \ Front right	1988 - 1990	MS150350110M3	35,00 x 15,00 x 11,00
Posteriore sinistro \ Left rear	1991 - 1994	MS200420120M3	42,00 x 20,00 x 12,00	Anteriore sinistro \ Front left	1988 - 1990	MS150350110M3	35,00 x 15,00 x 11,00
250cc. KE 250 A / B				Posteriore destro \ Rear right	1988 - 1990	MS170400120M3	40,00 x 17,00 x 12,00
Anteriore destro \ Front right	1977 - 1981	MS150420130M3	42,00 x 15,00 x 13,00	Posteriore sinistro \ Left rear	1988 - 1990	MS250520150M3 +	52,00 x 25,00 x 15,00
Anteriore sinistro \ Front left	1977 - 1981	MS150420130D1	42,00 x 15,00 x 13,00	Posteriore sinistro \ Left rear	1988 - 1990	MS170400120M3 +	40,00 x 17,00 x 12,00
Posteriore sinistro \ Left rear	1977 - 1981	MS170470140M3 +	47,00 x 17,00 x 14,00	250cc. Z 250 A1 / 3			
Posteriore sinistro \ Left rear	1977 - 1981	MS250520150M3 +	52,00 x 25,00 x 15,00	Anteriore destro \ Front right		MS150350110M3	35,00 x 15,00 x 11,00
250cc. KL 250				Anteriore sinistro \ Front left		MS150350110M3	35,00 x 15,00 x 11,00
Anteriore destro \ Front right	1982 - 1984	MS120370120AA	37,00 x 12,00 x 12,00	Posteriore destro \ Rear right		MS170470140M3	47,00 x 17,00 x 14,00
Anteriore destro \ Front right	1985 - 1986	MS150350110M3	35,00 x 15,00 x 11,00	Posteriore sinistro \ Left rear		MS170470140M3	47,00 x 17,00 x 14,00
Anteriore destro \ Front right	1987 - 1998	MS170350100M3	35,00 x 17,00 x 10,00	250cc. Z 250 B1 / 2			
Anteriore sinistro \ Front left	1982 - 1984	MS120370120AA	37,00 x 12,00 x 12,00	Anteriore destro \ Front right		MS150420130M3	42,00 x 15,00 x 13,00
Anteriore sinistro \ Front left	1985 - 1998	MS170400120M3	40,00 x 17,00 x 12,00	Anteriore sinistro \ Front left		MS150420130M3	42,00 x 15,00 x 13,00
Posteriore destro \ Rear right	1982 - 1984	MS150350110M3	35,00 x 15,00 x 11,00	Posteriore destro \ Rear right		MS170470140M3	47,00 x 17,00 x 14,00
Posteriore destro \ Rear right	1985 - 1998	MS170350100M3	35,00 x 17,00 x 10,00	Posteriore sinistro \ Left rear		MS170470140M3	47,00 x 17,00 x 14,00
Posteriore sinistro \ Left rear	1982 - 1984	MS150350110M3 +	35,00 x 15,00 x 11,00	250cc. Z 250 C1 / C2 / G1 / G2			
Posteriore sinistro \ Left rear	1982 - 1998	MS200420120M3 +	42,00 x 20,00 x 12,00	Anteriore destro \ Front right	1978 - 1982	MS150420130M3	42,00 x 15,00 x 13,00
Posteriore sinistro \ Left rear	1985 - 1998	MS170350100M3 +	35,00 x 17,00 x 10,00	Anteriore sinistro \ Front left	1978 - 1982	MS150420130M3	42,00 x 15,00 x 13,00
250cc. KLR 250				Posteriore destro \ Rear right	1978 - 1982	MS150420130M3	42,00 x 15,00 x 13,00
Anteriore destro \ Front right		MS150350110M3	35,00 x 15,00 x 11,00	Posteriore sinistro \ Left rear	1978 - 1982	MS150350110M3	35,00 x 15,00 x 11,00
Anteriore sinistro \ Front left		MS150420130M3	42,00 x 15,00 x 13,00	250cc. ZZ-R 250			
Posteriore destro \ Rear right		MS170350100M3	35,00 x 17,00 x 10,00	Anteriore destro \ Front right	1996 - 1999	MS150350110M3	35,00 x 15,00 x 11,00
Posteriore sinistro \ Left rear		MS170350100M3	35,00 x 17,00 x 10,00	Anteriore destro \ Front right		MS150350110M3	35,00 x 15,00 x 11,00
250cc. KR-1 250				Anteriore sinistro \ Front left		MS150350110M3	35,00 x 15,00 x 11,00
Anteriore destro \ Front right		MS150350110M3	35,00 x 15,00 x 11,00	Anteriore sinistro \ Front left	1996 - 1999	MS150350110M3	35,00 x 15,00 x 11,00

APPLICAZIONI / APPLICATIONS	ANNO / YEAR	ATHENA #	DIMENSIONI / SIZES	APPLICAZIONI / APPLICATIONS	ANNO / YEAR	ATHENA #	DIMENSIONI / SIZES
KAWASAKI							
Posteriore destro \ Rear right	1996 - 1999	MS170470140M3	47,00 x 17,00 x 14,00	Posteriore sinistro \ Left rear	1975 - 1977	MS170470140M3 +	47,00 x 17,00 x 14,00
Posteriore destro \ Rear right		MS170470140M3	47,00 x 17,00 x 14,00	Posteriore sinistro \ Left rear	1975 - 1977	MS250520150M3 +	52,00 x 25,00 x 15,00
Posteriore sinistro \ Left rear	1996 - 1999	MS170400120M3 +	40,00 x 17,00 x 12,00	400cc. Z 400 J1 / J3 / GPZ 400			
Posteriore sinistro \ Left rear		MS150420130M3	42,00 x 15,00 x 13,00	Anteriore destro \ Front right	1979 - 1980	MS150420130M3	42,00 x 15,00 x 13,00
Posteriore sinistro \ Left rear	1996 - 1999	MS250520150C3 +	52,00 x 25,00 x 15,00	Anteriore sinistro \ Front left	1979 - 1980	MS150420130M3	42,00 x 15,00 x 13,00
305cc. EX 305 B1							
Anteriore destro \ Front right	1983	MS150350110M3	35,00 x 15,00 x 11,00	Posteriore destro \ Rear right	1979 - 1980	MS170470140M3	47,00 x 17,00 x 14,00
Anteriore sinistro \ Front left	1983	MS150350110M3	35,00 x 15,00 x 11,00	Posteriore sinistro \ Left rear	1979 - 1980	MS170470140M3	47,00 x 17,00 x 14,00
Posteriore destro \ Rear right	1983	MS170470140M3	47,00 x 17,00 x 14,00	400cc. ZXR 400 H2 / L1 / L9			
Posteriore sinistro \ Left rear	1983	MS170470140M3 +	47,00 x 17,00 x 14,00	Anteriore destro \ Front right	1990 - 1999	MS200420120M3	42,00 x 20,00 x 12,00
Posteriore sinistro \ Left rear	1983	MS250520150M3 +	52,00 x 25,00 x 15,00	Anteriore sinistro \ Front left	1990 - 1999	MS200420120M3	42,00 x 20,00 x 12,00
305cc. GPZ 305 UNI-TRAK / BELT-DRIVE							
Anteriore destro \ Front right	1983 - 1984	MS150350110M3	35,00 x 15,00 x 11,00	Posteriore destro \ Rear right	1990 - 1999	MS200470140M3	47,00 x 20,00 x 14,00
Anteriore sinistro \ Front left	1983 - 1984	MS150350110M3	35,00 x 15,00 x 11,00	Posteriore sinistro \ Left rear	1990 - 1999	MS200470140M3 +	47,00 x 20,00 x 14,00
Posteriore destro \ Rear right	1983 - 1984	MS170470140M3	47,00 x 17,00 x 14,00	Posteriore sinistro \ Left rear	1990 - 1999	MS250520150M3 +	52,00 x 25,00 x 15,00
Posteriore sinistro \ Left rear	1983 - 1984	MS170470140M3	47,00 x 17,00 x 14,00	420cc. KDX / KX 420 A / B1			
305cc. KZ 305 A / B / BR:CSR							
Anteriore destro \ Front right	1981 - 1982	MS150420130M3	42,00 x 15,00 x 13,00	Anteriore destro \ Front right	1980 - 1981	MS150420130D1	42,00 x 15,00 x 13,00
Anteriore sinistro \ Front left	1981 - 1982	MS150420130M3	42,00 x 15,00 x 13,00	Anteriore sinistro \ Front left	1980 - 1981	MS150420130D1	42,00 x 15,00 x 13,00
Posteriore sinistro \ Left rear	1981 - 1982	MS250520150M3 +	52,00 x 25,00 x 15,00	Posteriore sinistro \ Left rear	1980 - 1981	MS200470140M3	47,00 x 20,00 x 14,00
Posteriore sinistro \ Left rear	1981 - 1982	MS170470140M3 +	47,00 x 17,00 x 14,00	440cc. KZ 440 D LTD			
350cc. 250 / 350 A							
Anteriore destro \ Front right	1966 - 1971	MS150420130M3	42,00 x 15,00 x 13,00	Anteriore destro \ Front right	1980 - 1983	MS150420130M3	42,00 x 15,00 x 13,00
Anteriore sinistro \ Front left	1966 - 1971	MS150420130M3	42,00 x 15,00 x 13,00	Anteriore sinistro \ Front left	1980 - 1983	MS150420130M3	42,00 x 15,00 x 13,00
Posteriore destro \ Rear right	1966 - 1971	MS250520150M3	52,00 x 25,00 x 15,00	Posteriore destro \ Rear right	1980 - 1983	MS170470140M3	47,00 x 17,00 x 14,00
Posteriore sinistro \ Left rear	1966 - 1971	MS250520150M3	52,00 x 25,00 x 15,00	Posteriore sinistro \ Left rear	1980 - 1983	MS250520150M3 +	52,00 x 25,00 x 15,00
400cc. KDX 400 A1 / A2							
Anteriore destro \ Front right	1975 - 1976	MS150420130M3	42,00 x 15,00 x 13,00	Posteriore sinistro \ Left rear	1980 - 1983	MS170470140M3 +	47,00 x 17,00 x 14,00
Anteriore sinistro \ Front left	1975 - 1976	MS150420130D1	42,00 x 15,00 x 13,00	450cc. EN 450			
Posteriore sinistro \ Left rear	1975 - 1976	MS170470140M3 +	47,00 x 17,00 x 14,00	Anteriore destro \ Front right	1985 - 1990	MS150420130M3	42,00 x 15,00 x 13,00
Posteriore sinistro \ Left rear	1975 - 1976	MS250520150M3 +	52,00 x 25,00 x 15,00	Anteriore sinistro \ Front left	1985 - 1990	MS150420130M3	42,00 x 15,00 x 13,00
400cc. KH 400							
Anteriore destro \ Front right	1974 - 1978	MS150420130M3	42,00 x 15,00 x 13,00	Posteriore destro \ Rear right	1985 - 1990	MS170470140M3	47,00 x 17,00 x 14,00
Anteriore sinistro \ Front left	1974 - 1978	MS150420130M3	42,00 x 15,00 x 13,00	Posteriore sinistro \ Left rear	1985 - 1990	MS250520150M3 +	52,00 x 25,00 x 15,00
Posteriore destro \ Rear right	1974 - 1978	MS250520150M3	52,00 x 25,00 x 15,00	Posteriore sinistro \ Left rear	1985 - 1990	MS170470140M3 +	47,00 x 17,00 x 14,00
Posteriore sinistro \ Left rear	1974 - 1978	MS250520150M3	52,00 x 25,00 x 15,00	450cc. F12 450 MX / KX			
400cc. KZ 400 A1 / A2 DELUXE							
Anteriore destro \ Front right	1977 - 1978	MS150420130M3	42,00 x 15,00 x 13,00	Anteriore destro \ Front right	1973 - 1974	MS120320100M3	32,00 x 12,00 x 10,00
Anteriore sinistro \ Front left	1977 - 1978	MS150420130M3	42,00 x 15,00 x 13,00	Anteriore sinistro \ Front left	1973 - 1974	MS120320100M3	32,00 x 12,00 x 10,00
Posteriore destro \ Rear right	1977 - 1978	MS170470140M3	47,00 x 17,00 x 14,00	Posteriore destro \ Rear right	1973 - 1974	MS150350110M3	35,00 x 15,00 x 11,00
Posteriore sinistro \ Left rear	1977 - 1978	MS250520150M3 +	52,00 x 25,00 x 15,00	Posteriore sinistro \ Left rear	1973 - 1974	MS150420130M3	42,00 x 15,00 x 13,00
Posteriore sinistro \ Left rear	1977 - 1978	MS170470140M3 +	47,00 x 17,00 x 14,00	450cc. KDX 450 A1			
400cc. KZ 400 B / C1							
Anteriore destro \ Front right	1978 - 1979	MS150420130M3	42,00 x 15,00 x 13,00	Anteriore destro \ Front right	1982	MS150420130D1	42,00 x 15,00 x 13,00
Anteriore sinistro \ Front left	1978 - 1979	MS150420130M3	42,00 x 15,00 x 13,00	Anteriore sinistro \ Front left	1982	MS150420130D1	42,00 x 15,00 x 13,00
Posteriore sinistro \ Left rear	1978 - 1979	MS250520150M3 +	52,00 x 25,00 x 15,00	Posteriore sinistro \ Left rear	1982	MS200470140M3	47,00 x 20,00 x 14,00
Posteriore sinistro \ Left rear	1978 - 1979	MS170470140M3 +	47,00 x 17,00 x 14,00	500cc. ER-5 500			
400cc. KZ 400 D / H1 (LTD)							
Anteriore destro \ Front right	1974 - 1979	MS150420130M3	42,00 x 15,00 x 13,00	Anteriore destro \ Front right	1997 - 2000	MS150350110M3	35,00 x 15,00 x 11,00
Anteriore sinistro \ Front left	1974 - 1979	MS150420130M3	42,00 x 15,00 x 13,00	Anteriore sinistro \ Front left	1997 - 2000	MS150350110M3	35,00 x 15,00 x 11,00
Posteriore destro \ Rear right	1974 - 1979	MS170470140M3	47,00 x 17,00 x 14,00	Posteriore destro \ Rear right	1997 - 2000	MS170470140M3	47,00 x 17,00 x 14,00
Posteriore sinistro \ Left rear	1974 - 1979	MS170470140M3 +	47,00 x 17,00 x 14,00	Posteriore sinistro \ Left rear	1997 - 2000	MS170400120M3 +	40,00 x 17,00 x 12,00
Posteriore sinistro \ Left rear	1974 - 1979	MS250520150M3 +	52,00 x 25,00 x 15,00	Posteriore sinistro \ Left rear	1997 - 2000	MS250520150M3 +	52,00 x 25,00 x 15,00
400cc. KZ 400 S							
Anteriore destro \ Front right	1975 - 1977	MS150420130M3	42,00 x 15,00 x 13,00	Anteriore destro \ Front right	1988 - 2000	MS150350110M3	35,00 x 15,00 x 11,00
Anteriore sinistro \ Front left	1975 - 1977	MS150420130M3	42,00 x 15,00 x 13,00	Anteriore sinistro \ Front left	1988 - 2000	MS150350110M3	35,00 x 15,00 x 11,00
Posteriore destro \ Rear right	1975 - 1977	MS170470140M3	47,00 x 17,00 x 14,00	Posteriore destro \ Rear right	1988 - 2000	MS170470140M3	47,00 x 17,00 x 14,00
				Posteriore sinistro \ Left rear	1988 - 2000	MS170470140M3 +	47,00 x 17,00 x 14,00
				Posteriore sinistro \ Left rear	1988 - 2000	MS250520150M3 +	52,00 x 25,00 x 15,00
				500cc. KH 500			
				Anteriore destro \ Front right		MS170470140M3	47,00 x 17,00 x 14,00
				Anteriore sinistro \ Front left		MS170470140M3	47,00 x 17,00 x 14,00
				Posteriore destro \ Rear right		MS250520150M3	52,00 x 25,00 x 15,00
				Posteriore sinistro \ Left rear		MS170470140M3	47,00 x 17,00 x 14,00
				500cc. NINJA EX 500 A / D			
				Anteriore destro \ Front right	1987 - 1991	MS150350110M3	35,00 x 15,00 x 11,00
				Anteriore destro \ Front right	1994 - 1998	MS150350110M3	35,00 x 15,00 x 11,00

APPLICAZIONI / APPLICATIONS	ANNO / YEAR	ATHENA #	DIMENSIONI / SIZES	APPLICAZIONI / APPLICATIONS	ANNO / YEAR	ATHENA #	DIMENSIONI / SIZES
KAWASAKI							
Anteriore sinistro \ Front left	1994 - 1998	MS150350110M3	35,00 x 15,00 x 11,00	Posteriore sinistro \ Left rear	1988 - 1997	MS250520150M3 +	52,00 x 25,00 x 15,00
Anteriore sinistro \ Front left	1987 - 1991	MS150350110M3	35,00 x 15,00 x 11,00	Posteriore sinistro \ Left rear	1988 - 1997	MS170470140M3 +	47,00 x 17,00 x 14,00
Posteriore destro \ Rear right	1994 - 1998	MS170470140M3	47,00 x 17,00 x 14,00	600cc. NINJA ZX 600 A1/A3/B1/C1			
Posteriore destro \ Rear right	1987 - 1991	MS170470140M3	47,00 x 17,00 x 14,00	Anteriore destro \ Front right	1985 - 1987	MS150420130M3	42,00 x 15,00 x 13,00
Posteriore sinistro \ Left rear	1987 - 1991	MS250520150M3 +	52,00 x 25,00 x 15,00	Anteriore sinistro \ Front left	1985 - 1987	MS150420130M3	42,00 x 15,00 x 13,00
Posteriore sinistro \ Left rear	1994 - 1998	MS250520150M3 +	52,00 x 25,00 x 15,00	Posteriore destro \ Rear right	1985 - 1987	MS170470140M3	47,00 x 17,00 x 14,00
Posteriore sinistro \ Left rear	1987 - 1991	MS170470140M3 +	47,00 x 17,00 x 14,00	Posteriore sinistro \ Left rear	1985 - 1987	MS170470140M3 +	47,00 x 17,00 x 14,00
Posteriore sinistro \ Left rear	1994 - 1998	MS170400120M3 +	40,00 x 17,00 x 12,00	Posteriore sinistro \ Left rear	1985 - 1987	MS250520150M3 +	52,00 x 25,00 x 15,00
500cc. Z 500 B1 / B2							
Anteriore destro \ Front right		MS150420130M3	42,00 x 15,00 x 13,00	600cc. NINJA ZX 600 D1/D2 (ZX-6)			
Anteriore sinistro \ Front left		MS150420130M3	42,00 x 15,00 x 13,00	Anteriore destro \ Front right	1990 - 1993	MS170400120M3	40,00 x 17,00 x 12,00
Posteriore destro \ Rear right		MS170470140M3	47,00 x 17,00 x 14,00	Anteriore sinistro \ Front left	1990 - 1993	MS170400120M3	40,00 x 17,00 x 12,00
Posteriore sinistro \ Left rear		MS170470140M3	47,00 x 17,00 x 14,00	Posteriore destro \ Rear right	1990 - 1993	MS170470140M3	47,00 x 17,00 x 14,00
550cc. GPZ 550							
Anteriore destro \ Front right		MS150420130M3	42,00 x 15,00 x 13,00	Posteriore sinistro \ Left rear	1990 - 1993	MS250520150M3 +	52,00 x 25,00 x 15,00
Anteriore sinistro \ Front left		MS150420130M3	42,00 x 15,00 x 13,00	Posteriore sinistro \ Left rear	1990 - 1993	MS170470140M3 +	47,00 x 17,00 x 14,00
Posteriore destro \ Rear right		MS170470140M3	47,00 x 17,00 x 14,00	600cc. NINJA ZX 600 R (ZX-6)			
Posteriore sinistro \ Left rear		MS170470140M3	47,00 x 17,00 x 14,00	Anteriore destro \ Front right	1993 - 1997	MS200420120M3	42,00 x 20,00 x 12,00
550cc. GT 550							
Anteriore destro \ Front right		MS150420130M3	42,00 x 15,00 x 13,00	Anteriore destro \ Front right	1998 - 2000	MS250470120M3	47,00 x 25,00 x 12,00
Anteriore sinistro \ Front left		MS150420130M3	42,00 x 15,00 x 13,00	Anteriore sinistro \ Front left	1998 - 2000	MS250470120M3	47,00 x 25,00 x 12,00
Posteriore destro \ Rear right		MS170470140M3	47,00 x 17,00 x 14,00	Anteriore sinistro \ Front left	1993 - 1997	MS200420120M3	42,00 x 20,00 x 12,00
Posteriore sinistro \ Left rear		MS170470140M3	47,00 x 17,00 x 14,00	Posteriore destro \ Rear right	1993 - 1997	MS200470140M3	47,00 x 20,00 x 14,00
550cc. KZ 550							
Anteriore destro \ Front right	1980 - 1983	MS150420130M3	42,00 x 15,00 x 13,00	Posteriore destro \ Rear right	1998 - 2000	MS250520150M3	52,00 x 25,00 x 15,00
Anteriore sinistro \ Front left	1980 - 1983	MS150420130M3	42,00 x 15,00 x 13,00	Posteriore sinistro \ Left rear	1993 - 1997	MS200470140M3 +	47,00 x 20,00 x 14,00
Posteriore destro \ Rear right	1980 - 1983	MS170470140M3	47,00 x 17,00 x 14,00	Posteriore sinistro \ Left rear	1998 - 2000	MS300550130D3 +	55,00 x 30,00 x 13,00
Posteriore sinistro \ Left rear	1980 - 1983	MS170470140M3 +	47,00 x 17,00 x 14,00	Posteriore sinistro \ Left rear	1993 - 2000	MS250520150M3 +	52,00 x 25,00 x 15,00
Posteriore sinistro \ Left rear	1980 - 1983	MS250620170M3 +	62,00 x 25,00 x 17,00	600cc. NINJA ZX-6R 600 (ZX6/ZX6R)			
550cc. KZ 550 C-LTD / GP							
Anteriore destro \ Front right	1980 - 1983	MS150420130M3	42,00 x 15,00 x 13,00	Posteriore destro \ Rear right	2005	MS250520150M3	52,00 x 25,00 x 15,00
Anteriore sinistro \ Front left	1980 - 1983	MS150420130M3	42,00 x 15,00 x 13,00	Posteriore sinistro \ Left rear	2005	MS250520150M3	52,00 x 25,00 x 15,00
Posteriore destro \ Rear right	1980 - 1983	MS170470140M3	47,00 x 17,00 x 14,00	600cc. NINJA ZX-6RR 600			
Posteriore sinistro \ Left rear	1980 - 1983	MS300620160C3 +	62,00 x 30,00 x 16,00	Posteriore destro \ Rear right	2005	MS250520150M3	52,00 x 25,00 x 15,00
Posteriore sinistro \ Left rear	1980 - 1983	MS170470140M3 +	47,00 x 17,00 x 14,00	Posteriore sinistro \ Left rear	2005	MS250520150M3	52,00 x 25,00 x 15,00
550cc. KZ 550 F1 / F2 / H1H / 2 / M1							
Anteriore destro \ Front right	1982 - 1984	MS150420130M3	42,00 x 15,00 x 13,00	600cc. ZL 600 A / B ELIMINATOR			
Anteriore sinistro \ Front left	1982 - 1984	MS150420130M3	42,00 x 15,00 x 13,00	Anteriore destro \ Front right	1995 - 1997	MS150350110M3	35,00 x 15,00 x 11,00
Posteriore destro \ Rear right	1982 - 1984	MS170470140M3	47,00 x 17,00 x 14,00	Anteriore sinistro \ Front left	1995 - 1997	MS150350110M3	35,00 x 15,00 x 11,00
Posteriore sinistro \ Left rear	1982 - 1984	MS170470140M3 +	47,00 x 17,00 x 14,00	Posteriore destro \ Rear right	1995 - 1997	MS170470140M3	47,00 x 17,00 x 14,00
Posteriore sinistro \ Left rear	1982 - 1984	MS250520150M3 +	52,00 x 25,00 x 15,00	Posteriore sinistro \ Left rear	1995 - 1997	MS170470140M3	47,00 x 17,00 x 14,00
550cc. ZR 550							
Anteriore destro \ Front right	1984 - 1993	MS150420130M3	42,00 x 15,00 x 13,00	600cc. ZZ-R 600			
Anteriore sinistro \ Front left	1984 - 1993	MS150420130M3	42,00 x 15,00 x 13,00	Anteriore destro \ Front right	1990 - 1992	MS170400120M3	40,00 x 17,00 x 12,00
Posteriore destro \ Rear right	1984 - 1993	MS170470140M3	47,00 x 17,00 x 14,00	Anteriore destro \ Front right	1993 - 1999	MS200420120M3	42,00 x 20,00 x 12,00
Posteriore sinistro \ Left rear	1984 - 1993	MS170470140M3 +	47,00 x 17,00 x 14,00	Anteriore sinistro \ Front left	1990 - 1992	MS170400120M3	40,00 x 17,00 x 12,00
Posteriore sinistro \ Left rear	1984 - 1993	MS250520150M3 +	52,00 x 25,00 x 15,00	Anteriore sinistro \ Front left	1993 - 1999	MS200420120M3	42,00 x 20,00 x 12,00
600cc. GPX / GPZ 600 R							
Anteriore destro \ Front right		MS150420130M3	42,00 x 15,00 x 13,00	Posteriore destro \ Rear right	1993 - 1999	MS200470140M3	47,00 x 20,00 x 14,00
Anteriore sinistro \ Front left		MS150420130M3	42,00 x 15,00 x 13,00	Posteriore destro \ Rear right	1990 - 1992	MS170470140M3	47,00 x 17,00 x 14,00
Posteriore destro \ Rear right		MS170470140M3	47,00 x 17,00 x 14,00	Posteriore sinistro \ Left rear	1990 - 1992	MS170470140M3 +	47,00 x 17,00 x 14,00
Posteriore sinistro \ Left rear		MS170470140M3	47,00 x 17,00 x 14,00	Posteriore sinistro \ Left rear	1993 - 1999	MS200470140M3 +	47,00 x 20,00 x 14,00
600cc. NINJA RZ ZX 600 C							
Anteriore destro \ Front right	1988 - 1997	MS150420130M3	42,00 x 15,00 x 13,00	Posteriore sinistro \ Left rear	1993 - 1999	MS250520150C3 +	52,00 x 25,00 x 15,00
Anteriore sinistro \ Front left	1988 - 1997	MS150420130M3	42,00 x 15,00 x 13,00	Posteriore sinistro \ Left rear	1990 - 1992	MS250520150C3 +	52,00 x 25,00 x 15,00
Posteriore destro \ Rear right	1988 - 1997	MS170470140M3	47,00 x 17,00 x 14,00	650cc. KLR 650 TENGAI			
				Anteriore destro \ Front right	1995 - 1999	MS150350110M3	35,00 x 15,00 x 11,00
				Anteriore destro \ Front right	1986	MS150350110M3	35,00 x 15,00 x 11,00
				Anteriore sinistro \ Front left	1986	MS150420130M3	42,00 x 15,00 x 13,00
				Anteriore sinistro \ Front left	1995 - 1999	MS170400120M3	40,00 x 17,00 x 12,00
				Posteriore destro \ Rear right	1995 - 1999	MS200470140M3	47,00 x 20,00 x 14,00
				Posteriore destro \ Rear right	1986	MS200470140M3	47,00 x 20,00 x 14,00
				Posteriore sinistro \ Left rear	1986	MS170350100M3 +	35,00 x 17,00 x 10,00
				Posteriore sinistro \ Left rear	1995 - 1999	MS200420120M3 +	42,00 x 20,00 x 12,00
				Posteriore sinistro \ Left rear	1995 - 1999	MS170350100M3 +	35,00 x 17,00 x 10,00
				650cc. KZ 650 B / C / D / E / F / H / CSR / LTD			

APPLICAZIONI / APPLICATIONS	ANNO / YEAR	ATHENA #	DIMENSIONI / SIZES	APPLICAZIONI / APPLICATIONS	ANNO / YEAR	ATHENA #	DIMENSIONI / SIZES
KAWASAKI							
Anteriore destro \ Front right	1977 - 1979	MS170400120M3	40,00 x 17,00 x 12,00	Posteriore sinistro \ Left rear		MS200470140M3	47,00 x 20,00 x 14,00
Anteriore sinistro \ Front left	1977 - 1979	MS170400120M3	40,00 x 17,00 x 12,00	750cc. GPZ 750 / TURBO / R / R1			
Posteriore sinistro \ Left rear	1977 - 1979	MS170470140M3 +	47,00 x 17,00 x 14,00	Anteriore destro \ Front right		MS150420130M3	42,00 x 15,00 x 13,00
Posteriore sinistro \ Left rear	1977 - 1979	MS250620170M3 +	62,00 x 25,00 x 17,00	Anteriore sinistro \ Front left		MS150420130M3	42,00 x 15,00 x 13,00
650cc. KZ 650 CUSTOM				Posteriore destro \ Rear right		MS170470140M3	47,00 x 17,00 x 14,00
Anteriore destro \ Front right	1977 - 1979	MS170400120M3	40,00 x 17,00 x 12,00	Posteriore sinistro \ Left rear		MS170470140M3	47,00 x 17,00 x 14,00
Anteriore sinistro \ Front left	1977 - 1979	MS170400120M3	40,00 x 17,00 x 12,00	750cc. GT 750 P			
Posteriore destro \ Rear right	1977 - 1979	MS250520150M3	52,00 x 25,00 x 15,00	Anteriore destro \ Front right		MS150420130M3	42,00 x 15,00 x 13,00
Posteriore sinistro \ Left rear	1977 - 1979	MS250520150M3 +	52,00 x 25,00 x 15,00	Anteriore sinistro \ Front left		MS150420130M3	42,00 x 15,00 x 13,00
Posteriore sinistro \ Left rear	1977 - 1979	MS300620160C3 +	62,00 x 30,00 x 16,00	Posteriore destro \ Rear right		MS170470140M3	47,00 x 17,00 x 14,00
650cc. KZ 650 H / F				Posteriore destro \ Rear right		MS150420130M3	42,00 x 15,00 x 13,00
Anteriore destro \ Front right	1980	MS170400120M3	40,00 x 17,00 x 12,00	Posteriore sinistro \ Left rear		MS150420130M3	42,00 x 15,00 x 13,00
Anteriore sinistro \ Front left	1980	MS170400120M3	40,00 x 17,00 x 12,00	Posteriore sinistro \ Left rear		MS170470140M3	47,00 x 17,00 x 14,00
Posteriore destro \ Rear right	1980	MS170470140M3	47,00 x 17,00 x 14,00	750cc. KZ 750 B1 / B4K1 / K2 / G1 / M1			
Posteriore sinistro \ Left rear	1980	MS170470140M3 +	47,00 x 17,00 x 14,00	Anteriore destro \ Front right	1976 - 1980	MS170400120M3	40,00 x 17,00 x 12,00
Posteriore sinistro \ Left rear	1980	MS250620170M3 +	62,00 x 25,00 x 17,00	Anteriore sinistro \ Front left	1976 - 1980	MS170400120M3	40,00 x 17,00 x 12,00
650cc. W 650				Posteriore destro \ Rear right	1976 - 1980	MS200520150M3	52,00 x 20,00 x 15,00
Anteriore destro \ Front right	1999	MS150350110M3	35,00 x 15,00 x 11,00	Posteriore sinistro \ Left rear	1976 - 1980	MS300620160C3 +	62,00 x 30,00 x 16,00
Anteriore sinistro \ Front left	1999	MS150350110M3	35,00 x 15,00 x 11,00	Posteriore sinistro \ Left rear	1976 - 1980	MS200520150M3 +	52,00 x 20,00 x 15,00
Posteriore destro \ Rear right	1999	MS170470140M3	47,00 x 17,00 x 14,00	750cc. KZ 750 E / N SPECTRE / F / L / H LTD			
Posteriore sinistro \ Left rear	1999	MS250520150C3 +	52,00 x 25,00 x 15,00	Anteriore destro \ Front right	1980 - 1982	MS150420130M3	42,00 x 15,00 x 13,00
Posteriore sinistro \ Left rear	1999	MS170400120M3 +	40,00 x 17,00 x 12,00	Anteriore sinistro \ Front left	1980 - 1982	MS150420130M3	42,00 x 15,00 x 13,00
650cc. Z 650 B / C / D / F1				Posteriore destro \ Rear right	1980 - 1982	MS170470140M3	47,00 x 17,00 x 14,00
Anteriore destro \ Front right		MS150420130M3	42,00 x 15,00 x 13,00	Posteriore sinistro \ Left rear	1980 - 1982	MS300620160C3 +	62,00 x 30,00 x 16,00
Anteriore sinistro \ Front left		MS150420130M3	42,00 x 15,00 x 13,00	Posteriore sinistro \ Left rear	1980 - 1982	MS170470140M3 +	47,00 x 17,00 x 14,00
Posteriore destro \ Rear right		MS170470140M3	47,00 x 17,00 x 14,00	750cc. KZ 750 F1			
Posteriore sinistro \ Left rear		MS170470140M3	47,00 x 17,00 x 14,00	Anteriore destro \ Front right	1983	MS150420130M3	42,00 x 15,00 x 13,00
650cc. Z 650 C1 / 3				Anteriore sinistro \ Front left	1983	MS150420130M3	42,00 x 15,00 x 13,00
Anteriore destro \ Front right		MS150420130M3	42,00 x 15,00 x 13,00	Posteriore destro \ Rear right	1983	MS170470140M3	47,00 x 17,00 x 14,00
Anteriore sinistro \ Front left		MS150420130M3	42,00 x 15,00 x 13,00	Posteriore sinistro \ Left rear	1983	MS170470140M3	47,00 x 17,00 x 14,00
Posteriore destro \ Rear right		MS250520150M3	52,00 x 25,00 x 15,00	750cc. KZ 750 H LTD			
Posteriore sinistro \ Left rear		MS250520150M3	52,00 x 25,00 x 15,00	Anteriore destro \ Front right	1980 - 1983	MS150420130M3	42,00 x 15,00 x 13,00
650cc. Z 650 D1 / D1A / D2 / D3 / D4				Anteriore sinistro \ Front left	1980 - 1983	MS150420130M3	42,00 x 15,00 x 13,00
Anteriore destro \ Front right		MS150420130M3	42,00 x 15,00 x 13,00	Posteriore destro \ Rear right	1980 - 1983	MS200520150M3	52,00 x 20,00 x 15,00
Anteriore sinistro \ Front left		MS150420130M3	42,00 x 15,00 x 13,00	Posteriore sinistro \ Left rear	1980 - 1983	MS200520150M3 +	52,00 x 20,00 x 15,00
Posteriore destro \ Rear right		MS170470140M3	47,00 x 17,00 x 14,00	Posteriore sinistro \ Left rear	1980 - 1983	MS300620160C3 +	62,00 x 30,00 x 16,00
Posteriore sinistro \ Left rear		MS170470140M3	47,00 x 17,00 x 14,00	750cc. KZ 750 L3 / M1 CSR / K LTD / N			
700cc. KZ 700 A				Anteriore destro \ Front right	1982 - 1984	MS150420130M3	42,00 x 15,00 x 13,00
Anteriore destro \ Front right	1984	MS150420130M3	42,00 x 15,00 x 13,00	Anteriore sinistro \ Front left	1982 - 1984	MS150420130M3	42,00 x 15,00 x 13,00
Anteriore sinistro \ Front left	1984	MS150420130M3	42,00 x 15,00 x 13,00	Posteriore destro \ Rear right	1982 - 1984	MS170470140M3	47,00 x 17,00 x 14,00
Posteriore destro \ Rear right	1984	MS170470140M3	47,00 x 17,00 x 14,00	Posteriore sinistro \ Left rear	1982 - 1984	MS170470140M3 +	47,00 x 17,00 x 14,00
Posteriore sinistro \ Left rear	1984	MS300620160C3 +	62,00 x 30,00 x 16,00	Posteriore sinistro \ Left rear	1982 - 1984	MS300620160C3 +	62,00 x 30,00 x 16,00
Posteriore sinistro \ Left rear	1984	MS170470140M3 +	47,00 x 17,00 x 14,00	750cc. NINJA 750 R ZX 750 F1/F4			
700cc. VN 700 A1 VULCAN				Anteriore destro \ Front right	1987 - 1990	MS150420130M3	42,00 x 15,00 x 13,00
Anteriore destro \ Front right	1985	MS150420130M3	42,00 x 15,00 x 13,00	Anteriore sinistro \ Front left	1987 - 1990	MS150420130M3	42,00 x 15,00 x 13,00
Anteriore sinistro \ Front left	1985	MS150420130M3	42,00 x 15,00 x 13,00	Posteriore destro \ Rear right	1987 - 1990	MS200470140M3	47,00 x 20,00 x 14,00
Posteriore destro \ Rear right	1985	MS170470140M3	47,00 x 17,00 x 14,00	Posteriore sinistro \ Left rear	1987 - 1990	MS200470140M3 +	47,00 x 20,00 x 14,00
Posteriore sinistro \ Left rear	1985	MS170470140M3	47,00 x 17,00 x 14,00	Posteriore sinistro \ Left rear	1987 - 1990	MS300550130D3 +	55,00 x 30,00 x 13,00
700cc. ZN 700				750cc. NINJA ZX-7 / ZX 750 H1/H2/J1/J2			
Anteriore destro \ Front right	1984 - 1985	MS150420130M3	42,00 x 15,00 x 13,00	Anteriore destro \ Front right	1989 - 1990	MS200470140M3	47,00 x 20,00 x 14,00
Anteriore sinistro \ Front left	1984 - 1985	MS150420130M3	42,00 x 15,00 x 13,00	Anteriore sinistro \ Front left	1989 - 1990	MS200470140M3	47,00 x 20,00 x 14,00
Posteriore destro \ Rear right	1984 - 1985	MS170470140M3	47,00 x 17,00 x 14,00	Posteriore destro \ Rear right	1989 - 1990	MS200520150M3	52,00 x 20,00 x 15,00
Posteriore sinistro \ Left rear	1984 - 1985	MS170470140M3	47,00 x 17,00 x 14,00	Posteriore sinistro \ Left rear	1989 - 1990	MS250520150M3	52,00 x 25,00 x 15,00
750cc. GPX 750 R				750cc. NINJA ZX-7 750 R			
Anteriore destro \ Front right		MS150420130M3	42,00 x 15,00 x 13,00	Anteriore destro \ Front right	1991 - 2000	MS250470120M3	47,00 x 25,00 x 12,00
Anteriore sinistro \ Front left		MS150420130M3	42,00 x 15,00 x 13,00	Anteriore sinistro \ Front left	1991 - 2000	MS250470120M3	47,00 x 25,00 x 12,00
Posteriore destro \ Rear right		MS200470140M3	47,00 x 20,00 x 14,00	Posteriore destro \ Rear right	1991 - 2000	MS200520150M3	52,00 x 20,00 x 15,00

APPLICAZIONI / APPLICATIONS	ANNO / YEAR	ATHENA #	DIMENSIONI / SIZES	APPLICAZIONI / APPLICATIONS	ANNO / YEAR	ATHENA #	DIMENSIONI / SIZES
KAWASAKI							
Posteriore sinistro \ Left rear	1991 - 2000	MS250520150M3	52,00 x 25,00 x 15,00	Posteriore destro \ Rear right	1993 - 1994	MS250520150M3	52,00 x 25,00 x 15,00
750cc. NINJA ZX-7 750 RR							
Anteriore destro \ Front right	1996 - 1999	MS250470120M3	47,00 x 25,00 x 12,00	Posteriore sinistro \ Left rear	1993 - 1994	MS250520150M3	52,00 x 25,00 x 15,00
Anteriore sinistro \ Front left	1996 - 1999	MS250470120M3	47,00 x 25,00 x 12,00	750cc. ZXR 750 H1 / H2			
Posteriore destro \ Rear right	1996 - 1999	MS250520150M3	52,00 x 25,00 x 15,00	Anteriore destro \ Front right	1989 - 1990	MS200470140M3	47,00 x 20,00 x 14,00
Posteriore sinistro \ Left rear	1996 - 1999	MS250520150M3 +	52,00 x 25,00 x 15,00	Anteriore sinistro \ Front left	1989 - 1990	MS200470140M3	47,00 x 20,00 x 14,00
750cc. VN 750 A VULCAN							
Anteriore destro \ Front right	1986 - 1998	MS150420130M3	42,00 x 15,00 x 13,00	Posteriore destro \ Rear right	1989 - 1990	MS200520150M3	52,00 x 20,00 x 15,00
Anteriore sinistro \ Front left	1986 - 1998	MS150420130M3	42,00 x 15,00 x 13,00	Posteriore sinistro \ Left rear	1989 - 1990	MS200520150M3	52,00 x 20,00 x 15,00
Posteriore destro \ Rear right	1986 - 1998	MS170470140M3	47,00 x 17,00 x 14,00	750cc. ZXR 750 J1 / J2 / L1 / L3			
Posteriore sinistro \ Left rear	1986 - 1998	MS170470140M3	47,00 x 17,00 x 14,00	Anteriore destro \ Front right	1991 - 1995	MS250470120M3	47,00 x 25,00 x 12,00
750cc. Z 750 / ABS							
Anteriore destro \ Front right	1982	MS150420130M3	42,00 x 15,00 x 13,00	Anteriore sinistro \ Front left	1991 - 1995	MS250470120M3	47,00 x 25,00 x 12,00
Anteriore sinistro \ Front left	1982	MS150420130M3	42,00 x 15,00 x 13,00	Posteriore destro \ Rear right	1991 - 1995	MS250520150M3	52,00 x 25,00 x 15,00
Posteriore destro \ Rear right	1982	MS170470140M3	47,00 x 17,00 x 14,00	Posteriore sinistro \ Left rear	1991 - 1995	MS250520150M3	52,00 x 25,00 x 15,00
Posteriore sinistro \ Left rear	1982	MS300620160C3 +	62,00 x 30,00 x 16,00	800cc. VN 800 VULCAN			
Posteriore sinistro \ Left rear	1982	MS170470140M3 +	47,00 x 17,00 x 14,00	Anteriore destro \ Front right	1996 - 2000	MS200420120M3	42,00 x 20,00 x 12,00
750cc. Z 750 B1 / 2 / D1							
Anteriore destro \ Front right		MS150420130M3	42,00 x 15,00 x 13,00	Anteriore sinistro \ Front left	1996 - 2000	MS200420120M3	42,00 x 20,00 x 12,00
Anteriore sinistro \ Front left		MS150420130M3	42,00 x 15,00 x 13,00	Posteriore destro \ Rear right	1996 - 2000	MS170470140M3	47,00 x 17,00 x 14,00
Posteriore destro \ Rear right		MS200520150M3	52,00 x 20,00 x 15,00	Posteriore sinistro \ Left rear	1996 - 2000	MS170470140M3 +	47,00 x 17,00 x 14,00
Posteriore sinistro \ Left rear		MS200520150M3	52,00 x 20,00 x 15,00	Posteriore sinistro \ Left rear	1996 - 2000	MS250520150M3 +	52,00 x 25,00 x 15,00
750cc. Z 750 E1 / H1 / H2 LTD / L1 / L4							
Anteriore destro \ Front right		MS150420130M3	42,00 x 15,00 x 13,00	900cc. GPZ 900 R			
Anteriore sinistro \ Front left		MS150420130M3	42,00 x 15,00 x 13,00	Anteriore destro \ Front right		MS150420130M3	42,00 x 15,00 x 13,00
Posteriore destro \ Rear right		MS200520150M3	52,00 x 20,00 x 15,00	Anteriore sinistro \ Front left		MS150420130M3	42,00 x 15,00 x 13,00
Posteriore sinistro \ Left rear		MS200520150M3	52,00 x 20,00 x 15,00	Posteriore destro \ Rear right		MS170470140M3	47,00 x 17,00 x 14,00
750cc. ZR 750 F1							
Anteriore destro \ Front right	1999	MS170400120M3	40,00 x 17,00 x 12,00	Posteriore sinistro \ Left rear		MS170470140M3	47,00 x 17,00 x 14,00
Anteriore sinistro \ Front left	1999	MS170400120M3	40,00 x 17,00 x 12,00	900cc. KZ 900 A4 / A5 / B1			
Posteriore destro \ Rear right	1999	MS200470140M3	47,00 x 20,00 x 14,00	Anteriore destro \ Front right	1976 - 1977	MS170400120M3	40,00 x 17,00 x 12,00
Posteriore sinistro \ Left rear	1999	MS200470140M3 +	47,00 x 20,00 x 14,00	Anteriore sinistro \ Front left	1976 - 1977	MS170400120M3	40,00 x 17,00 x 12,00
Posteriore sinistro \ Left rear	1999	MS250520150C3 +	52,00 x 25,00 x 15,00	Posteriore destro \ Rear right	1976 - 1977	MS200520150M3	52,00 x 20,00 x 15,00
750cc. ZR 750 ZEPHIR C1 / C3							
Anteriore destro \ Front right	1991 - 1993	MS170400120M3	40,00 x 17,00 x 12,00	Posteriore sinistro \ Left rear	1976 - 1977	MS300620160C3 +	62,00 x 30,00 x 16,00
Anteriore sinistro \ Front left	1991 - 1993	MS170400120M3	40,00 x 17,00 x 12,00	Posteriore sinistro \ Left rear	1976 - 1977	MS200520150M3 +	52,00 x 20,00 x 15,00
Posteriore destro \ Rear right	1991 - 1993	MS170470140M3	47,00 x 17,00 x 14,00	900cc. NINJA ZX 900 / GPZ 900 R			
Posteriore sinistro \ Left rear	1991 - 1993	MS170470140M3 +	47,00 x 17,00 x 14,00	Anteriore destro \ Front right	1984 - 1986	MS150420130M3	42,00 x 15,00 x 13,00
Posteriore sinistro \ Left rear	1991 - 1993	MS250520150M3 +	52,00 x 25,00 x 15,00	Anteriore sinistro \ Front left	1984 - 1986	MS150420130M3	42,00 x 15,00 x 13,00
750cc. ZR 750 ZEPHYR / CHAIN DRIVE							
Anteriore destro \ Front right		MS150420130M3	42,00 x 15,00 x 13,00	Posteriore destro \ Rear right	1986	MS170470140M3	47,00 x 17,00 x 14,00
Anteriore sinistro \ Front left		MS150420130M3	42,00 x 15,00 x 13,00	Posteriore destro \ Rear right	1984 - 1985	MS200520150M3	52,00 x 20,00 x 15,00
Posteriore destro \ Rear right		MS170470140M3	47,00 x 17,00 x 14,00	Posteriore sinistro \ Left rear	1986	MS170470140M3 +	47,00 x 17,00 x 14,00
Posteriore sinistro \ Left rear		MS170470140M3	47,00 x 17,00 x 14,00	Posteriore sinistro \ Left rear	1986	MS300620160C3 +	62,00 x 30,00 x 16,00
750cc. ZX 750							
Anteriore destro \ Front right	1983 - 1985	MS150420130M3	42,00 x 15,00 x 13,00	Posteriore sinistro \ Left rear	1984 - 1985	MS200520150M3	52,00 x 20,00 x 15,00
Anteriore sinistro \ Front left	1983 - 1985	MS150420130M3	42,00 x 15,00 x 13,00	900cc. NINJA ZX-9 R 900			
Posteriore destro \ Rear right	1983 - 1985	MS170470140M3	47,00 x 17,00 x 14,00	Anteriore destro \ Front right	1994 - 1997	MS250470120M3	47,00 x 25,00 x 12,00
Posteriore sinistro \ Left rear	1983 - 1985	MS170470140M3 +	47,00 x 17,00 x 14,00	Anteriore destro \ Front right	2000	MS250470120M3	47,00 x 25,00 x 12,00
Posteriore sinistro \ Left rear	1983 - 1985	MS300620160C3 +	62,00 x 30,00 x 16,00	Anteriore destro \ Front right	1998 - 1999	MS200420120M3	42,00 x 20,00 x 12,00
750cc. ZX 750 E1 TURBO							
Anteriore destro \ Front right	1984 - 1985	MS150420130M3	42,00 x 15,00 x 13,00	Anteriore sinistro \ Front left	2000	MS250470120M3	47,00 x 25,00 x 12,00
Anteriore sinistro \ Front left	1984 - 1985	MS150420130M3	42,00 x 15,00 x 13,00	Anteriore sinistro \ Front left	1994 - 1997	MS250470120M3	47,00 x 25,00 x 12,00
Posteriore destro \ Rear right	1984 - 1985	MS170470140M3	47,00 x 17,00 x 14,00	Anteriore sinistro \ Front left	1998 - 1999	MS200420120M3	42,00 x 20,00 x 12,00
Posteriore sinistro \ Left rear	1984 - 1985	MS300620160M3	62,00 x 30,00 x 16,00	Posteriore destro \ Rear right	1994 - 1997	MS250520150M3	52,00 x 25,00 x 15,00
750cc. ZX 750 L1 / L2 ZXR 750							
Anteriore destro \ Front right	1993 - 1994	MS250470120M3	47,00 x 25,00 x 12,00	Posteriore destro \ Rear right	1998 - 1999	MS200470140M3	47,00 x 20,00 x 14,00
Anteriore sinistro \ Front left	1993 - 1994	MS250470120M3	47,00 x 25,00 x 12,00	Posteriore sinistro \ Left rear	1994 - 2000	MS250520150M3 +	52,00 x 25,00 x 15,00
				900cc. Z1 / Z1A / Z1B / Z900 A4			
				Anteriore destro \ Front right			
				MS150420130M3			
				42,00 x 15,00 x 13,00			
				Anteriore sinistro \ Front left			
				MS150420130M3			
				42,00 x 15,00 x 13,00			
				Posteriore destro \ Rear right			
				MS200520150M3			
				52,00 x 20,00 x 15,00			
				Posteriore sinistro \ Left rear			
				MS200520150M3			
				52,00 x 20,00 x 15,00			
				900cc. Z1 900			
				Anteriore destro \ Front right			
				1973 - 1975			
				MS170400120M3			
				40,00 x 17,00 x 12,00			
				Anteriore sinistro \ Front left			
				1973 - 1975			
				MS170400120M3			
				40,00 x 17,00 x 12,00			
				Posteriore destro \ Rear right			
				1973 - 1975			
				MS200520150M3			
				52,00 x 20,00 x 15,00			

APPLICAZIONI / APPLICATIONS	ANNO / YEAR	ATHENA #	DIMENSIONI / SIZES	APPLICAZIONI / APPLICATIONS	ANNO / YEAR	ATHENA #	DIMENSIONI / SIZES
KAWASAKI							
Posteriore sinistro \ Left rear	1973 - 1975	MS300620160C3 +	62,00 x 30,00 x 16,00	Anteriore sinistro \ Front left	2005	MS200420120M3	42,00 x 20,00 x 12,00
Posteriore sinistro \ Left rear	1973 - 1975	MS200520150M3 +	52,00 x 20,00 x 15,00	Posteriore destro \ Rear right	2005	MS200470140M3	47,00 x 20,00 x 14,00
900cc. ZL 900 ELIMINATOR							
Anteriore destro \ Front right	1985 - 1986	MS150420130M3	42,00 x 15,00 x 13,00	Posteriore sinistro \ Left rear	2005	MS200470140M3	47,00 x 20,00 x 14,00
Anteriore sinistro \ Front left	1985 - 1986	MS150420130M3	42,00 x 15,00 x 13,00	1000cc. Z 1000 A1 / A2 / A3 / A4			
Posteriore destro \ Rear right	1985 - 1986	MS200520150M3	52,00 x 20,00 x 15,00	Anteriore destro \ Front right		MS150420130M3	42,00 x 15,00 x 13,00
Posteriore sinistro \ Left rear	1985 - 1986	MS200520150M3	52,00 x 20,00 x 15,00	Anteriore sinistro \ Front left		MS150420130M3	42,00 x 15,00 x 13,00
1000cc. GPZ 1000							
Anteriore destro \ Front right		MS150420130M3	42,00 x 15,00 x 13,00	Posteriore destro \ Rear right		MS200520150M3	52,00 x 20,00 x 15,00
Anteriore destro \ Front right		MS150420130M3	42,00 x 15,00 x 13,00	Posteriore sinistro \ Left rear		MS200520150M3	52,00 x 20,00 x 15,00
Anteriore sinistro \ Front left		MS150420130M3	42,00 x 15,00 x 13,00	1000cc. Z 1000 ST			
Anteriore sinistro \ Front left		MS150420130M3	42,00 x 15,00 x 13,00	Anteriore destro \ Front right		MS150420130M3	42,00 x 15,00 x 13,00
Posteriore destro \ Rear right		MS200520150M3	52,00 x 20,00 x 15,00	Anteriore sinistro \ Front left		MS150420130M3	42,00 x 15,00 x 13,00
Posteriore destro \ Rear right		MS200520150M3	52,00 x 20,00 x 15,00	Posteriore destro \ Rear right		MS200520150M3	52,00 x 20,00 x 15,00
Posteriore sinistro \ Left rear		MS200520150M3	52,00 x 20,00 x 15,00	Posteriore sinistro \ Left rear		MS200520150M3	52,00 x 20,00 x 15,00
Posteriore sinistro \ Left rear		MS200520150M3	52,00 x 20,00 x 15,00	1000cc. ZG 1000 A CONCOURS			
Posteriore sinistro \ Left rear		MS200520150M3	52,00 x 20,00 x 15,00	Anteriore destro \ Front right	1995 - 1997	MS170400120M3	40,00 x 17,00 x 12,00
Posteriore sinistro \ Left rear		MS200520150M3	52,00 x 20,00 x 15,00	Anteriore destro \ Front right	1986 - 1994	MS150420130M3	42,00 x 15,00 x 13,00
1000cc. GTR 1000							
Anteriore destro \ Front right	1996 - 1997	MS170400120M3	40,00 x 17,00 x 12,00	Anteriore sinistro \ Front left	1995 - 1997	MS170400120M3	40,00 x 17,00 x 12,00
Anteriore destro \ Front right		MS150420130M3	42,00 x 15,00 x 13,00	Anteriore sinistro \ Front left	1986 - 1994	MS150420130M3	42,00 x 15,00 x 13,00
Anteriore sinistro \ Front left		MS150420130M3	42,00 x 15,00 x 13,00	Posteriore destro \ Rear right	1986 - 1994	MS200520150M3	52,00 x 20,00 x 15,00
Anteriore sinistro \ Front left	1996 - 1997	MS170400120M3	40,00 x 17,00 x 12,00	Posteriore destro \ Rear right	1995 - 1997	MS200520150M3	52,00 x 20,00 x 15,00
Posteriore destro \ Rear right	1996 - 1997	MS200520150M3	52,00 x 20,00 x 15,00	Posteriore sinistro \ Left rear	1986 - 1994	MS200520150M3	52,00 x 20,00 x 15,00
Posteriore destro \ Rear right		MS200520150M3	52,00 x 20,00 x 15,00	Posteriore sinistro \ Left rear	1995 - 1997	MS200520150M3	52,00 x 20,00 x 15,00
Posteriore sinistro \ Left rear	1996 - 1997	MS200520150M3	52,00 x 20,00 x 15,00	1000cc. ZX-10 1000			
Posteriore sinistro \ Left rear		MS200520150M3	52,00 x 20,00 x 15,00	Anteriore destro \ Front right	1988 - 1990	MS170470140M3	47,00 x 17,00 x 14,00
1000cc. KE 100 A5 / A10 / B1 / B15							
Anteriore destro \ Front right	1982 - 1986	MS100300090M3	30,00 x 10,00 x 9,00	Anteriore sinistro \ Front left	1988 - 1990	MS170470140M3	47,00 x 17,00 x 14,00
Anteriore sinistro \ Front left	1982 - 1986	MS120370120M3	37,00 x 12,00 x 12,00	Posteriore destro \ Rear right	1988 - 1990	MS200520150M3	52,00 x 20,00 x 15,00
Posteriore destro \ Rear right	1982 - 1997	MS120370120M3	37,00 x 12,00 x 12,00	Posteriore sinistro \ Left rear	1988 - 1990	MS200520150M3 +	52,00 x 20,00 x 15,00
Posteriore sinistro \ Left rear	1982 - 1986	MS120320100M3 +	32,00 x 12,00 x 10,00	Posteriore sinistro \ Left rear	1988 - 1990	MS300620160M3 +	62,00 x 30,00 x 16,00
Posteriore sinistro \ Left rear	1982 - 1997	MS170400120M3 +	40,00 x 17,00 x 12,00	1100cc. KZ 1100 D SPECTRE			
1000cc. KZ 1000 A / B / C / D / E							
Anteriore destro \ Front right	1977 - 1980	MS170400120M3	40,00 x 17,00 x 12,00	Anteriore destro \ Front right	1982 - 1983	MS150420130M3	42,00 x 15,00 x 13,00
Anteriore sinistro \ Front left	1977 - 1980	MS170400120M3	40,00 x 17,00 x 12,00	Anteriore sinistro \ Front left	1982 - 1983	MS150420130M3	42,00 x 15,00 x 13,00
Posteriore destro \ Rear right	1977 - 1980	MS200520150M3	52,00 x 20,00 x 15,00	Posteriore destro \ Rear right	1982 - 1983	MS200520150M3	52,00 x 20,00 x 15,00
Posteriore sinistro \ Left rear	1977 - 1980	MS300620160C3 +	62,00 x 30,00 x 16,00	Posteriore sinistro \ Left rear	1982 - 1983	MS200520150M3	52,00 x 20,00 x 15,00
Posteriore sinistro \ Left rear	1977 - 1980	MS200520150M3 +	52,00 x 20,00 x 15,00	1100cc. KZ 1100 GP / GPZ / LTD			
1000cc. KZ 1000 C POLICE / CHAIN DRIVE							
Anteriore destro \ Front right	1978 - 1981	MS170470140M3	47,00 x 17,00 x 14,00	Anteriore destro \ Front right	1981 - 1982	MS150420130M3	42,00 x 15,00 x 13,00
Anteriore sinistro \ Front left	1978 - 1981	MS170470140M3	47,00 x 17,00 x 14,00	Anteriore sinistro \ Front left	1981 - 1982	MS150420130M3	42,00 x 15,00 x 13,00
Posteriore destro \ Rear right	1978 - 1981	MS200520150M3	52,00 x 20,00 x 15,00	Posteriore destro \ Rear right	1981 - 1982	MS200520150M3	52,00 x 20,00 x 15,00
Posteriore sinistro \ Left rear	1978 - 1981	MS200520150M3 +	52,00 x 20,00 x 15,00	Posteriore sinistro \ Left rear	1981 - 1982	MS200520150M3 +	52,00 x 20,00 x 15,00
Posteriore sinistro \ Left rear	1978 - 1981	MS300620160C3 +	62,00 x 30,00 x 16,00	Posteriore sinistro \ Left rear	1981 - 1982	MS150350110M3 +	35,00 x 15,00 x 11,00
1000cc. KZ 1000 D Z1 / R							
Anteriore destro \ Front right	1978 - 1980	MS170400120M3	40,00 x 17,00 x 12,00	1100cc. Z 1100			
Anteriore sinistro \ Front left	1978 - 1980	MS170400120M3	40,00 x 17,00 x 12,00	Anteriore destro \ Front right		MS150420130M3	42,00 x 15,00 x 13,00
Posteriore destro \ Rear right	1978 - 1980	MS200520150M3	52,00 x 20,00 x 15,00	Anteriore sinistro \ Front left		MS150420130M3	42,00 x 15,00 x 13,00
Posteriore sinistro \ Left rear	1978 - 1980	MS300620160C3 +	62,00 x 30,00 x 16,00	Posteriore destro \ Rear right		MS200520150M3	52,00 x 20,00 x 15,00
Posteriore sinistro \ Left rear	1978 - 1980	MS200520150M3 +	52,00 x 20,00 x 15,00	Posteriore sinistro \ Left rear		MS200520150M3	52,00 x 20,00 x 15,00
1000cc. KZ 1000 J / K / M / R / P							
Anteriore destro \ Front right	1981 - 1997	MS150420130M3	42,00 x 15,00 x 13,00	1100cc. ZN 1100 B / B1 / B1L / B2 LTD			
Anteriore sinistro \ Front left	1981 - 1997	MS150420130M3	42,00 x 15,00 x 13,00	Anteriore destro \ Front right	1984 - 1985	MS150420130M3	42,00 x 15,00 x 13,00
Posteriore destro \ Rear right	1981 - 1997	MS200520150M3	52,00 x 20,00 x 15,00	Anteriore sinistro \ Front left	1984 - 1985	MS150420130M3	42,00 x 15,00 x 13,00
Posteriore sinistro \ Left rear	1981 - 1997	MS300620160C3 +	62,00 x 30,00 x 16,00	Posteriore destro \ Rear right	1984 - 1985	MS200520150M3	52,00 x 20,00 x 15,00
Posteriore sinistro \ Left rear	1981 - 1997	MS200520150M3 +	52,00 x 20,00 x 15,00	Posteriore sinistro \ Left rear	1984 - 1985	MS200520150M3	52,00 x 20,00 x 15,00
1000cc. NINJA ZX-10R 1000							
Anteriore destro \ Front right	2005	MS200420120M3	42,00 x 20,00 x 12,00	1100cc. ZR 1100 ZEPHYR / CHAIN DRIVE			
				Anteriore destro \ Front right	1992 - 1995	MS150420130M3	42,00 x 15,00 x 13,00
				Anteriore sinistro \ Front left	1992 - 1995	MS150420130M3	42,00 x 15,00 x 13,00
				Posteriore destro \ Rear right	1992 - 1995	MS200520150M3	52,00 x 20,00 x 15,00
				Posteriore sinistro \ Left rear	1992 - 1995	MS200520150M3	52,00 x 20,00 x 15,00
				1100cc. ZX 1100 / GPZ 1100 UNITRAK			
				Anteriore destro \ Front right		MS150420130M3	42,00 x 15,00 x 13,00
				Anteriore sinistro \ Front left		MS150420130M3	42,00 x 15,00 x 13,00

APPLICAZIONI / APPLICATIONS	ANNO / YEAR	ATHENA #	DIMENSIONI / SIZES	APPLICAZIONI / APPLICATIONS	ANNO / YEAR	ATHENA #	DIMENSIONI / SIZES
KAWASAKI							
Posteriore destro \ Rear right		MS200520150M3	52,00 x 20,00 x 15,00	Anteriore sinistro \ Front left	1983 - 1991	MS150420130M3	42,00 x 15,00 x 13,00
Posteriore sinistro \ Left rear		MS300620160C3 +	62,00 x 30,00 x 16,00	Posteriore destro \ Rear right	1996 - 1998	MS150420130M3	42,00 x 15,00 x 13,00
Posteriore sinistro \ Left rear		MS200520150M3 +	52,00 x 20,00 x 15,00	Posteriore destro \ Rear right	1983 - 1991	MS200520150M3	52,00 x 20,00 x 15,00
1100cc. ZX 1100 C / D ZZ-R 1100							
Anteriore destro \ Front right	1993 - 1998	MS250470120M3	47,00 x 25,00 x 12,00	Posteriore sinistro \ Left rear	1983 - 1991	MS200520150M3	52,00 x 20,00 x 15,00
Anteriore sinistro \ Front left	1993 - 1998	MS250470120M3	47,00 x 25,00 x 12,00	Posteriore sinistro \ Left rear	1996 - 1998	MS150420130M3	42,00 x 15,00 x 13,00
Posteriore destro \ Rear right	1990 - 1998	MS200520150M3	52,00 x 20,00 x 15,00	1500cc. VN 1500 B1 / B4 / C1 / C4 VULCAN			
Posteriore sinistro \ Left rear	1990 - 1998	MS300620160C3 +	62,00 x 30,00 x 16,00	Anteriore destro \ Front right	1987 - 1990	MS150420130M3	42,00 x 15,00 x 13,00
Posteriore sinistro \ Left rear	1990 - 1998	MS200520150M3 +	52,00 x 20,00 x 15,00	Anteriore destro \ Front right	1996 - 1997	MS150420130M3	42,00 x 15,00 x 13,00
1100cc. ZX 1100 E1 / E3 / F1 GPZ							
Anteriore destro \ Front right	1995 - 1997	MS170400120M3	40,00 x 17,00 x 12,00	Anteriore sinistro \ Front left	1987 - 1990	MS150420130M3	42,00 x 15,00 x 13,00
Anteriore sinistro \ Front left	1995 - 1997	MS170400120M3	40,00 x 17,00 x 12,00	Anteriore sinistro \ Front left	1996 - 1997	MS150420130M3	42,00 x 15,00 x 13,00
Posteriore destro \ Rear right	1995 - 1997	MS200520150M3	52,00 x 20,00 x 15,00	Posteriore destro \ Rear right	87-90 / 1996 - 1997	MS200520150M3	52,00 x 20,00 x 15,00
Posteriore sinistro \ Left rear	1995 - 1997	MS300620160C3 +	62,00 x 30,00 x 16,00	Posteriore destro \ Rear right	1987-1990 / - 1990	MS200520150M3	52,00 x 20,00 x 15,00
Posteriore sinistro \ Left rear	1995 - 1997	MS200520150M3 +	52,00 x 20,00 x 15,00	Posteriore sinistro \ Left rear	1987-1990 / - 1990	MS200520150M3	52,00 x 20,00 x 15,00
1100cc. ZX 1100 GPZ 11 ABS							
Anteriore destro \ Front right	1996	MS170400120M3	40,00 x 17,00 x 12,00	Posteriore sinistro \ Left rear	87-90 / 1996 - 1997	MS200520150M3	52,00 x 20,00 x 15,00
Anteriore sinistro \ Front left	1996	MS170400120M3	40,00 x 17,00 x 12,00	1500cc. VN 1500 CLASSIC TOURER			
Posteriore destro \ Rear right	1996	MS200520150M3	52,00 x 20,00 x 15,00	Anteriore destro \ Front right	1998 - 2000	MS200420120M3	42,00 x 20,00 x 12,00
Posteriore sinistro \ Left rear	1996	MS200520150M3 +	52,00 x 20,00 x 15,00	Anteriore sinistro \ Front left	1998 - 2000	MS200420120M3	42,00 x 20,00 x 12,00
Posteriore sinistro \ Left rear	1996	MS300620160C3 +	62,00 x 30,00 x 16,00	Posteriore destro \ Rear right	1998 - 2000	MS200520150M3	52,00 x 20,00 x 15,00
1100cc. ZZ-R 1100 C1 / C3 / D1 / D7							
Anteriore destro \ Front right		MS250470120M3	47,00 x 25,00 x 12,00	Posteriore sinistro \ Left rear	1998 - 2000	MS200520150M3	52,00 x 20,00 x 15,00
Anteriore sinistro \ Front left		MS250470120M3	47,00 x 25,00 x 12,00	1500cc. VN 1500 DRIFTER			
Posteriore destro \ Rear right		MS200520150M3	52,00 x 20,00 x 15,00	Anteriore destro \ Front right	1998 - 1999	MS200420120M3	42,00 x 20,00 x 12,00
Posteriore sinistro \ Left rear		MS300620160M3 +	62,00 x 30,00 x 16,00	Anteriore sinistro \ Front left	1998 - 1999	MS200420120M3	42,00 x 20,00 x 12,00
Posteriore sinistro \ Left rear		MS200520150M3 +	52,00 x 20,00 x 15,00	Posteriore destro \ Rear right	1998 - 1999	MS200520150M3	52,00 x 20,00 x 15,00
1200cc. NINJA ZX-12R							
Anteriore destro \ Front right	2000	MS250470120M3	47,00 x 25,00 x 12,00	Posteriore sinistro \ Left rear	1998 - 1999	MS200520150M3	52,00 x 20,00 x 15,00
Anteriore sinistro \ Front left	2000	MS250470120M3	47,00 x 25,00 x 12,00	1500cc. VN 1500 E / D VULCAN 1500 CLASSIC			
Posteriore destro \ Rear right	2000	MS250520150M3	52,00 x 25,00 x 15,00	Anteriore destro \ Front right	1996 - 1999	MS200420120M3	42,00 x 20,00 x 12,00
Posteriore sinistro \ Left rear	2000 - 2005	MS250520150M3 +	52,00 x 25,00 x 15,00	Anteriore sinistro \ Front left	1996 - 1999	MS200420120M3	42,00 x 20,00 x 12,00
Posteriore sinistro \ Left rear	2000 - 2005	MS200470140M3 +	47,00 x 20,00 x 14,00	Posteriore destro \ Rear right	1996 - 1999	MS200520150M3	52,00 x 20,00 x 15,00
1200cc. ZG 1200 B1 / B9							
Anteriore destro \ Front right	1987 - 1997	MS150420130M3	42,00 x 15,00 x 13,00	Posteriore sinistro \ Left rear	1996 - 1999	MS200520150M3	52,00 x 20,00 x 15,00
Anteriore sinistro \ Front left	1987 - 1997	MS150420130M3	42,00 x 15,00 x 13,00	KYMCO			
Posteriore destro \ Rear right	1987 - 1997	MS200520150M3	52,00 x 20,00 x 15,00	125cc. ZING 125			
Posteriore sinistro \ Left rear	1987 - 1997	MS200520150M3	52,00 x 20,00 x 15,00	Anteriore destro \ Front right	1997 - 1998	MS120370120M3	37,00 x 12,00 x 12,00
1200cc. ZX 1200 A1							
Anteriore destro \ Front right	1989	MS150420130M3	42,00 x 15,00 x 13,00	Anteriore sinistro \ Front left	1997 - 1998	MS120370120M3	37,00 x 12,00 x 12,00
Anteriore sinistro \ Front left	1989	MS150420130M3	42,00 x 15,00 x 13,00	Posteriore destro \ Rear right	1997 - 1998	MS170470140M3	47,00 x 17,00 x 14,00
Posteriore destro \ Rear right	1989	MS200520150M3	52,00 x 20,00 x 15,00	Posteriore sinistro \ Left rear	1997 - 1998	MS170470140M3	47,00 x 17,00 x 14,00
Posteriore sinistro \ Left rear	1989	MS200520150M3	52,00 x 20,00 x 15,00	150cc. ZING 150			
1300cc. KZ 1300 A / B TOURING							
Anteriore destro \ Front right	1979 - 1982	MS170470140M3	47,00 x 17,00 x 14,00	Anteriore destro \ Front right	1997 - 1998	MS120370120M3	37,00 x 12,00 x 12,00
Anteriore sinistro \ Front left	1979 - 1982	MS170470140M3	47,00 x 17,00 x 14,00	Anteriore sinistro \ Front left	1997 - 1998	MS120370120M3	37,00 x 12,00 x 12,00
Posteriore destro \ Rear right	1979 - 1982	MS200520150M3	52,00 x 20,00 x 15,00	Posteriore destro \ Rear right	1997 - 1998	MS170470140M3	47,00 x 17,00 x 14,00
Posteriore sinistro \ Left rear	1979 - 1982	MS200520150M3	52,00 x 20,00 x 15,00	Posteriore sinistro \ Left rear	1997 - 1998	MS170470140M3	47,00 x 17,00 x 14,00
1300cc. ZN 1300 A VOYAGER							
Anteriore destro \ Front right	1983 - 1988	MS170470140M3	47,00 x 17,00 x 14,00	LAVERDA			
Anteriore sinistro \ Front left	1983 - 1988	MS170470140M3	47,00 x 17,00 x 14,00	650cc. SPORT 650			
Posteriore destro \ Rear right	1983 - 1988	MS200520150M3	52,00 x 20,00 x 15,00	Anteriore destro \ Front right	1994 - 1995	MS170470140M3	47,00 x 17,00 x 14,00
Posteriore sinistro \ Left rear	1983 - 1988	MS200520150M3	52,00 x 20,00 x 15,00	Anteriore sinistro \ Front left	1994 - 1995	MS150420130M3	42,00 x 15,00 x 13,00
1500cc. VN 1500 A / B / C / D / E							
Anteriore destro \ Front right	1996 - 1998	MS150420130M3	42,00 x 15,00 x 13,00	Posteriore destro \ Rear right	1994 - 1995	MS200470140M3	47,00 x 20,00 x 14,00
Anteriore destro \ Front right	1983 - 1991	MS150420130M3	42,00 x 15,00 x 13,00	Posteriore sinistro \ Left rear	1994 - 1995	MS200470140M3	47,00 x 20,00 x 14,00
Anteriore sinistro \ Front left	1996 - 1998	MS150420130M3	42,00 x 15,00 x 13,00	668cc. STRIKE / LEGEND 668			
				Anteriore destro \ Front right	1996 - 1998	MS170470140M3	47,00 x 17,00 x 14,00
				Anteriore sinistro \ Front left	1996 - 1998	MS170470140M3	47,00 x 17,00 x 14,00
				Posteriore destro \ Rear right	1996 - 1998	MS200470140M3	47,00 x 20,00 x 14,00
				Posteriore sinistro \ Left rear	1996 - 1998	MS200470140M3	47,00 x 20,00 x 14,00
				688cc. DINAMITE / GHOST 688			
				Anteriore destro \ Front right	1996 - 1998	MS170470140M3	47,00 x 17,00 x 14,00
				Anteriore sinistro \ Front left	1996 - 1998	MS170470140M3	47,00 x 17,00 x 14,00
				Posteriore destro \ Rear right	1996 - 1998	MS200470140M3	47,00 x 20,00 x 14,00
				Posteriore sinistro \ Left rear	1996 - 1998	MS200470140M3	47,00 x 20,00 x 14,00
				688cc. FORMULA 688			

APPLICAZIONI / APPLICATIONS	ANNO / YEAR	ATHENA #	DIMENSIONI / SIZES	APPLICAZIONI / APPLICATIONS	ANNO / YEAR	ATHENA #	DIMENSIONI / SIZES
LAVERDA							
Anteriore destro \ Front right	1994 - 1995	MS170470140M3	47,00 x 17,00 x 14,00	Posteriore sinistro \ Left rear	1990 - 1991	MS170400120N3	40,00 x 17,00 x 12,00
Anteriore sinistro \ Front left	1994 - 1995	MS170470140M3	47,00 x 17,00 x 14,00	MBK			
Posteriore destro \ Rear right	1994 - 1995	MS200470140M3	47,00 x 20,00 x 14,00	80cc. ACTIVE 80 / CH 80			
Posteriore sinistro \ Left rear	1994 - 1995	MS200470140M3	47,00 x 20,00 x 14,00	Anteriore destro \ Front right	1991	MS100350110M3	35,00 x 10,00 x 11,00
750cc. FORMULA 750 S				Anteriore sinistro \ Front left	1991	MS100350110M3	35,00 x 10,00 x 11,00
Anteriore destro \ Front right	1997 - 2000	MS150420130M3	42,00 x 15,00 x 13,00	Posteriore destro \ Rear right	1991	MS170400120M3	40,00 x 17,00 x 12,00
Anteriore sinistro \ Front left	1997 - 2000	MS170470140M3	47,00 x 17,00 x 14,00	125cc. ACTIVE 125			
Posteriore destro \ Rear right	1997 - 2000	MS200470140M3	47,00 x 20,00 x 14,00	Posteriore sinistro \ Left rear	1991	MS170400120M3	40,00 x 17,00 x 12,00
Posteriore sinistro \ Left rear	1997 - 2000	MS200470140M3	47,00 x 20,00 x 14,00	MOTO GUZZI			
750cc. S CARENATO 750				350cc. NEVADA 350 CLUB			
Anteriore destro \ Front right	1997 - 1998	MS150420130M3	42,00 x 15,00 x 13,00	Anteriore destro \ Front right	1998 - 1999	MS200420120DD	42,00 x 20,00 x 12,00
Anteriore sinistro \ Front left	1997 - 1998	MS170470140M3	47,00 x 17,00 x 14,00	Anteriore sinistro \ Front left	1998 - 1999	MS200420120DD	42,00 x 20,00 x 12,00
Posteriore destro \ Rear right	1997 - 1998	MS200470140M3	47,00 x 20,00 x 14,00	Posteriore destro \ Rear right	1998 - 1999	MS170400120DD	40,00 x 17,00 x 12,00
Posteriore sinistro \ Left rear	1997 - 1998	MS200470140M3	47,00 x 20,00 x 14,00	Posteriore sinistro \ Left rear	1998 - 1999	MS170400120DD	40,00 x 17,00 x 12,00
750cc. STRIKE BIFARO 750				350cc. NEVADA 350 NUOVO TIPO			
Anteriore destro \ Front right	1999	MS150420130M3	42,00 x 15,00 x 13,00	Anteriore destro \ Front right	1993 - 1997	MS200420120DD	42,00 x 20,00 x 12,00
Anteriore sinistro \ Front left	1999	MS170470140M3	47,00 x 17,00 x 14,00	Anteriore sinistro \ Front left	1993 - 1997	MS200420120DD	42,00 x 20,00 x 12,00
Posteriore destro \ Rear right	1999	MS200470140M3	47,00 x 20,00 x 14,00	Posteriore destro \ Rear right	1993 - 1997	MS170400120DD	40,00 x 17,00 x 12,00
Posteriore sinistro \ Left rear	1999	MS200470140M3	47,00 x 20,00 x 14,00	Posteriore sinistro \ Left rear	1993 - 1997	MS170400120DD	40,00 x 17,00 x 12,00
MALAGUTI				350cc. NEVADA 350 VECCHIO TIPO			
50cc. FIFTY 50 RV				Anteriore destro \ Front right	1992 - 1993	MS200420120DD	42,00 x 20,00 x 12,00
Anteriore destro \ Front right	1988 - 1993	MS120320100DD	32,00 x 12,00 x 10,00	Anteriore sinistro \ Front left	1992 - 1993	MS200420120DD	42,00 x 20,00 x 12,00
Anteriore sinistro \ Front left	1988 - 1993	MS120320100DD	32,00 x 12,00 x 10,00	Posteriore destro \ Rear right	1992 - 1993	MS170400120DD	40,00 x 17,00 x 12,00
50cc. FIFTY 50 TOP				Posteriore sinistro \ Left rear	1992 - 1993	MS170400120DD	40,00 x 17,00 x 12,00
Anteriore destro \ Front right	1989 - 1997	MS120320100M3	32,00 x 12,00 x 10,00	350cc. V35 CARABINIERI 350			
Anteriore sinistro \ Front left	1989 - 1997	MS120320100M3	32,00 x 12,00 x 10,00	Anteriore destro \ Front right	1990 - 2000	MS200420120DD	42,00 x 20,00 x 12,00
Posteriore destro \ Rear right	1989 - 1997	MS120320100M3	32,00 x 12,00 x 10,00	Anteriore sinistro \ Front left	1990 - 2000	MS200420120DD	42,00 x 20,00 x 12,00
Posteriore sinistro \ Left rear	1989 - 1997	MS120320100M3	32,00 x 12,00 x 10,00	Posteriore destro \ Rear right	1990 - 2000	MS170400120DD	40,00 x 17,00 x 12,00
50cc. FIFTY 50 UP				Posteriore sinistro \ Left rear	1990 - 2000	MS170400120DD	40,00 x 17,00 x 12,00
Anteriore destro \ Front right	1994	MS120320100M3	32,00 x 12,00 x 10,00	500cc. V50 PA 500			
Anteriore sinistro \ Front left	1994	MS120320100M3	32,00 x 12,00 x 10,00	Anteriore destro \ Front right	1990 - 2000	MS200420120DD	42,00 x 20,00 x 12,00
Posteriore destro \ Rear right	1994	MS120320100M3	32,00 x 12,00 x 10,00	Anteriore sinistro \ Front left	1990 - 2000	MS200420120DD	42,00 x 20,00 x 12,00
Posteriore sinistro \ Left rear	1994	MS120320100M3	32,00 x 12,00 x 10,00	Posteriore destro \ Rear right	1990 - 2000	MS170400120DD	40,00 x 17,00 x 12,00
50cc. FIFTY FULL CX 50				Posteriore sinistro \ Left rear	1990 - 2000	MS170400120DD	40,00 x 17,00 x 12,00
Anteriore destro \ Front right	1989 - 1993	MS120320100M3	32,00 x 12,00 x 10,00	650cc. V65 650 FLORIDA			
Anteriore sinistro \ Front left	1989 - 1993	MS120320100M3	32,00 x 12,00 x 10,00	Anteriore destro \ Front right	1986 - 1992	MS170400120DD	40,00 x 17,00 x 12,00
Posteriore destro \ Rear right	1989 - 1993	MS120320100M3	32,00 x 12,00 x 10,00	Anteriore sinistro \ Front left	1986 - 1992	MS170400120DD	40,00 x 17,00 x 12,00
Posteriore sinistro \ Left rear	1989 - 1993	MS120320100M3	32,00 x 12,00 x 10,00	Posteriore destro \ Rear right	1986 - 1992	MS170400120DD	40,00 x 17,00 x 12,00
50cc. GRIZZLY 50 RCX 10 / 12				Posteriore sinistro \ Left rear	1986 - 1992	MS170400120DD	40,00 x 17,00 x 12,00
Anteriore destro \ Front right	1990 - 1994	MS120320100M3	32,00 x 12,00 x 10,00	650cc. V65 POLIZIA PA N.TIPO (TELAIO FINO A PG17000)			
Anteriore sinistro \ Front left	1990 - 1994	MS120320100M3	32,00 x 12,00 x 10,00	Anteriore destro \ Front right		MS170400120DD	40,00 x 17,00 x 12,00
Posteriore destro \ Rear right	1990 - 1994	MS120320100M3	32,00 x 12,00 x 10,00	Anteriore destro \ Front right	1988 - 1995	MS200420120DD	42,00 x 20,00 x 12,00
Posteriore sinistro \ Left rear	1990 - 1994	MS120320100M3	32,00 x 12,00 x 10,00	Anteriore sinistro \ Front left		MS170400120DD	40,00 x 17,00 x 12,00
50cc. JX 50				Anteriore sinistro \ Front left	1988 - 1995	MS200420120DD	42,00 x 20,00 x 12,00
Anteriore destro \ Front right	1991 - 1992	MS120320100M3	32,00 x 12,00 x 10,00	Posteriore destro \ Rear right	1988 - 1995	MS170400120DD	40,00 x 17,00 x 12,00
Anteriore sinistro \ Front left	1991 - 1992	MS120320100M3	32,00 x 12,00 x 10,00	Posteriore destro \ Rear right		MS170400120DD	40,00 x 17,00 x 12,00
Posteriore destro \ Rear right	1991 - 1992	MS170400120N3	40,00 x 17,00 x 12,00	Posteriore sinistro \ Left rear	1988 - 1995	MS170400120DD	40,00 x 17,00 x 12,00
Posteriore sinistro \ Left rear	1991 - 1992	MS170400120N3	40,00 x 17,00 x 12,00	Posteriore sinistro \ Left rear		MS170400120DD	40,00 x 17,00 x 12,00
50cc. MRX 50				MOTO MORINI			
Anteriore destro \ Front right	1989 - 1990	MS120320100M3	32,00 x 12,00 x 10,00	125cc. KJ 125			
Anteriore sinistro \ Front left	1989 - 1990	MS120320100M3	32,00 x 12,00 x 10,00	Posteriore destro \ Rear right	1987	MS150350110M3	35,00 x 15,00 x 11,00
Posteriore destro \ Rear right	1989 - 1990	MS170400120N3	40,00 x 17,00 x 12,00	Posteriore sinistro \ Left rear	1987	MS150350110M3	35,00 x 15,00 x 11,00
Posteriore sinistro \ Left rear	1989 - 1990	MS170400120N3	40,00 x 17,00 x 12,00	501cc. EXCALIBUR 501			
50cc. RST 50				Posteriore destro \ Rear right	1987	MS170470140M3	47,00 x 17,00 x 14,00
Anteriore destro \ Front right	1990 - 1991	MS170400120N3	40,00 x 17,00 x 12,00	Posteriore sinistro \ Left rear	1987	MS170470140M3 +	47,00 x 17,00 x 14,00
Anteriore sinistro \ Front left	1990 - 1991	MS170400120N3	40,00 x 17,00 x 12,00	Posteriore sinistro \ Left rear	1987	MS250470120M3 +	47,00 x 25,00 x 12,00
Posteriore destro \ Rear right	1990 - 1991	MS170400120N3	40,00 x 17,00 x 12,00	PEUGEOT			

APPLICAZIONI / APPLICATIONS	ANNO / YEAR	ATHENA #	DIMENSIONI / SIZES	APPLICAZIONI / APPLICATIONS	ANNO / YEAR	ATHENA #	DIMENSIONI / SIZES
PEUGEOT				80cc. VESPA PK 80 / XL			
0cc. SCOOT' ELEC MOTORE ELETTRICO							
Anteriore destro \ Front right	1998 - 1999	MS120320100M3	32,00 x 12,00 x 10,00	Anteriore destro \ Front right	1982 - 1984	MU200260160AA	26,00 x 20,00 x 16,00
Anteriore sinistro \ Front left	1998 - 1999	MS120320100M3	32,00 x 12,00 x 10,00	Anteriore sinistro \ Front left	1982 - 1984	MS150350110M3	35,00 x 15,00 x 11,00
PIAGGIO				Posteriore destro \ Rear right	1982 - 1984	MS200470140M3	47,00 x 20,00 x 14,00
50cc. APE 50 / P / TM P / 2.5 Q.				80cc. VESPA PK 80 S / AUTOMATICA			
Anteriore destro \ Front right	1980 - 1985	MS120320100M3	32,00 x 12,00 x 10,00	Anteriore destro \ Front right	1984 - 1989	MU220280120AA	28,00 x 22,00 x 12,00
Posteriore destro \ Rear right	1980 - 1985	MS200470140M3 +	47,00 x 20,00 x 14,00	Posteriore destro \ Rear right	1984 - 1989	MS200470140M3	47,00 x 20,00 x 14,00
Posteriore sinistro \ Left rear	1980 - 1985	MS200470140M3 +	47,00 x 20,00 x 14,00	80cc. VESPA PX 80 / E / ARCOBALENO			
50cc. APE 50 FL / FL2 / FL3 EUROPA				Anteriore destro \ Front right	1981 - 1998	MU200260160AA	26,00 x 20,00 x 16,00
Anteriore destro \ Front right	1998 - 1999	MS120320100M3	32,00 x 12,00 x 10,00	Anteriore sinistro \ Front left	1981 - 1998	MS150350110M3	35,00 x 15,00 x 11,00
Posteriore destro \ Rear right	1998 - 1999	MS200470140M3 +	47,00 x 20,00 x 14,00	Posteriore destro \ Rear right	1981 - 1998	MS200470140M3	47,00 x 20,00 x 14,00
Posteriore sinistro \ Left rear	1998 - 1999	MS200470140M3 +	47,00 x 20,00 x 14,00	100cc. VESPA PK 100			
50cc. APE 50 RST MIX				Anteriore destro \ Front right	1982 - 1984	MU200260160AA	26,00 x 20,00 x 16,00
Anteriore destro \ Front right	1999	MS120320100M3	32,00 x 12,00 x 10,00	Anteriore sinistro \ Front left	1982 - 1984	MS150350110M3	35,00 x 15,00 x 11,00
Posteriore destro \ Rear right	1999	MS200470140M3 +	47,00 x 20,00 x 14,00	Posteriore destro \ Rear right	1982 - 1984	MS200470140M3	47,00 x 20,00 x 14,00
Posteriore sinistro \ Left rear	1999	MS200470140M3 +	47,00 x 20,00 x 14,00	100cc. VESPA PK 100 S AUTOMATICA			
50cc. BOSS 50				Anteriore destro \ Front right	1984 - 1989	MU220280120AA	28,00 x 22,00 x 12,00
Posteriore destro \ Rear right	1988	MU200260120AA	26,00 x 20,00 x 12,00	Posteriore destro \ Rear right	1984 - 1989	MS200470140M3	47,00 x 20,00 x 14,00
50cc. BOXER 50 BRAVO				125cc. T5 125			
Posteriore destro \ Rear right	1970 - 1972	MU200260120AA	26,00 x 20,00 x 12,00	Anteriore destro \ Front right	1985	MU220280120AA	28,00 x 22,00 x 12,00
50cc. BOXER2 50				Posteriore destro \ Rear right	1985	MS200470140M3	47,00 x 20,00 x 14,00
Posteriore destro \ Rear right	1973 - 1974	MU200260120AA	26,00 x 20,00 x 12,00	125cc. VESPA 125			
50cc. BRAVO 50				Anteriore destro \ Front right	1967 - 1996	MS120320100M3	32,00 x 12,00 x 10,00
Posteriore destro \ Rear right	1973 - 1981	MU200260120AA	26,00 x 20,00 x 12,00	Anteriore sinistro \ Front left	1967 - 1996	MS120320100M3	32,00 x 12,00 x 10,00
Posteriore destro \ Rear right	1991 - 1992	MU200260120AA	26,00 x 20,00 x 12,00	Posteriore destro \ Rear right	1967 - 1996	MS200470140M3	47,00 x 20,00 x 14,00
50cc. BRAVO3 50				125cc. VESPA 125 FL			
Posteriore destro \ Rear right	1987	MU200260120AA	26,00 x 20,00 x 12,00	Anteriore destro \ Front right	1989	MU220280120AA	28,00 x 22,00 x 12,00
50cc. CIAO 50 / PX / FL / TEEN / FREE				Posteriore destro \ Rear right	1989	MS200470140M3	47,00 x 20,00 x 14,00
Posteriore destro \ Rear right	1971 - 2000	MU200260120AA	26,00 x 20,00 x 12,00	125cc. VESPA 125 XL / PK 125 XL			
50cc. GRILLO 50				Anteriore destro \ Front right	1982 - 1984	MU200260160AA	26,00 x 20,00 x 16,00
Posteriore destro \ Rear right	1989 - 1993	MU200260120AA	26,00 x 20,00 x 12,00	Anteriore sinistro \ Front left	1982 - 1984	MS150350110M3	35,00 x 15,00 x 11,00
50cc. SI 50 FL2 / MIX				Posteriore destro \ Rear right	1982 - 1984	MS200470140M3	47,00 x 20,00 x 14,00
Posteriore destro \ Rear right	1979 - 1999	MU200260120AA	26,00 x 20,00 x 12,00	125cc. VESPA COSA 125 CL / CLX			
50cc. SUPERBRAVO 50				Anteriore destro \ Front right	1988 - 1997	MU220280120AA	28,00 x 22,00 x 12,00
Posteriore destro \ Rear right	1985 - 1987	MU200260120AA	26,00 x 20,00 x 12,00	Posteriore destro \ Rear right	1988 - 1997	MS200470140M3	47,00 x 20,00 x 14,00
50cc. VELOFAX 50				125cc. VESPA PK 125 S / AUTOMATICA			
Anteriore destro \ Front right	1996 - 1999	MS120320100DD	32,00 x 12,00 x 10,00	Anteriore destro \ Front right	1984 - 1989	MU220280120AA	28,00 x 22,00 x 12,00
Anteriore sinistro \ Front left	1996 - 1999	MS120320100DD	32,00 x 12,00 x 10,00	Posteriore destro \ Rear right	1984 - 1989	MS200470140M3	47,00 x 20,00 x 14,00
50cc. VESPA 50 / L / R / SPECIAL / SPRINTER				125cc. VESPA PX 125 / E ARCOBALENO			
Anteriore destro \ Front right	1967 - 1996	MS120320100M3	32,00 x 12,00 x 10,00	Anteriore destro \ Front right	1981 - 1998	MU200260160AA	26,00 x 20,00 x 16,00
Anteriore sinistro \ Front left	1967 - 1996	MS120320100M3	32,00 x 12,00 x 10,00	Anteriore sinistro \ Front left	1981 - 1998	MS150350110M3	35,00 x 15,00 x 11,00
Posteriore destro \ Rear right	1967 - 1996	MS200470140M3	47,00 x 20,00 x 14,00	Posteriore destro \ Rear right	1981 - 1998	MS200470140M3	47,00 x 20,00 x 14,00
50cc. VESPA 50 FL / FL2 / HP / A.E.				150cc. VESPA COSA 150 CL / CLX			
Anteriore destro \ Front right	1990 - 1998	MU220280120AA	28,00 x 22,00 x 12,00	Anteriore destro \ Front right	1988 - 1997	MU220280120AA	28,00 x 22,00 x 12,00
Posteriore destro \ Rear right	1990 - 1998	MS200470140M3	47,00 x 20,00 x 14,00	Posteriore destro \ Rear right	1988 - 1997	MS200470140M3	47,00 x 20,00 x 14,00
50cc. VESPA 50 N / A.E. SPEEDMATIC				150cc. VESPA PX 150 / E ARCOBALENO			
Anteriore destro \ Front right	1989 - 1990	MU220280120AA	28,00 x 22,00 x 12,00	Anteriore destro \ Front right	1981 - 1998	MU200260160AA	26,00 x 20,00 x 16,00
Posteriore destro \ Rear right	1989 - 1990	MS200470140M3	47,00 x 20,00 x 14,00	Anteriore sinistro \ Front left	1981 - 1998	MS150350110M3	35,00 x 15,00 x 11,00
50cc. VESPA PK 50 / S / SS / SE				Posteriore destro \ Rear right	1981 - 1998	MS200470140M3	47,00 x 20,00 x 14,00
Anteriore destro \ Front right	1982 - 1984	MU200260160AA	26,00 x 20,00 x 16,00	200cc. APE CAR P2 / P3			
Anteriore sinistro \ Front left	1982 - 1984	MS150350110M3	35,00 x 15,00 x 11,00	Anteriore destro \ Front right	1978 - 1985	MS150420130M3 +	42,00 x 15,00 x 13,00
Posteriore destro \ Rear right	1982 - 1984	MS200470140M3	47,00 x 20,00 x 14,00	Posteriore destro \ Rear right	1978 - 1985	MS220500140C3K	50,00 x 22,00 x 14,00
50cc. VESPA PK 50 S AUTOMATICA				Posteriore sinistro \ Left rear	1978 - 1985	MS220500140C3K	50,00 x 22,00 x 14,00
Anteriore destro \ Front right	1984 - 1989	MU220280120AA	28,00 x 22,00 x 12,00	200cc. VESPA COSA 200 CL / CLX			
Posteriore destro \ Rear right	1984 - 1989	MS200470140M3	47,00 x 20,00 x 14,00	Anteriore destro \ Front right	1988 - 1997	MU220280120AA	28,00 x 22,00 x 12,00
80cc. SKR 80 CITY				Posteriore destro \ Rear right	1988 - 1997	MS200470140M3	47,00 x 20,00 x 14,00
Anteriore destro \ Front right	1999	MS150320900DD	32,00 x 15,00 x 9,00	220cc. APE MP P 501 / P 601 II SERIE			
Anteriore sinistro \ Front left	1999	MS150320900DD	32,00 x 15,00 x 9,00	Anteriore destro \ Front right	1978 - 1996	MS150420130M3 +	42,00 x 15,00 x 13,00
Posteriore destro \ Rear right	1999	MS200470140M3	47,00 x 20,00 x 14,00				

APPLICAZIONI / APPLICATIONS	ANNO / YEAR	ATHENA #	DIMENSIONI / SIZES	APPLICAZIONI / APPLICATIONS	ANNO / YEAR	ATHENA #	DIMENSIONI / SIZES
PIAGGIO							
Posteriore destro \ Rear right	1978 - 1996	MS220500140C3K	50,00 x 22,00 x 14,00	Anteriore destro \ Front right		MS100350110M3	35,00 x 10,00 x 11,00
Posteriore sinistro \ Left rear	1978 - 1996	MS220500140C3K	50,00 x 22,00 x 14,00	Anteriore sinistro \ Front left		MS150420130M3	42,00 x 15,00 x 13,00
220cc. APE MP P 602							
Anteriore destro \ Front right	1982 - 1983	MS170470140C3K +	47,00 x 17,00 x 14,00	Posteriore destro \ Rear right		MS120370120M3	37,00 x 12,00 x 12,00
Posteriore destro \ Rear right	1982 - 1983	MS220500140C3K	50,00 x 22,00 x 14,00	Posteriore sinistro \ Left rear		MS120370120M3	37,00 x 12,00 x 12,00
Posteriore sinistro \ Left rear	1982 - 1983	MS220500140C3K	50,00 x 22,00 x 14,00	100cc. GP 100 SPOKE DRUM / CAST DISC			
220cc. APE TM P 703 / P 703 V							
Anteriore destro \ Front right	1984 - 1999	MS170470140C3K +	47,00 x 17,00 x 14,00	Anteriore destro \ Front right		MS100350110M3	35,00 x 10,00 x 11,00
Posteriore destro \ Rear right	1984 - 1999	MS220500140C3K	50,00 x 22,00 x 14,00	Anteriore sinistro \ Front left		MS100350110M3	35,00 x 10,00 x 11,00
Posteriore sinistro \ Left rear	1984 - 1999	MS220500140C3K	50,00 x 22,00 x 14,00	Posteriore destro \ Rear right		MS120370120M3	37,00 x 12,00 x 12,00
420cc. APE CAR / MAX DIESEL							
Anteriore destro \ Front right	1986 - 1996	MS170470140C3K +	47,00 x 17,00 x 14,00	Posteriore sinistro \ Left rear		MS120320100M3	32,00 x 12,00 x 10,00
Posteriore destro \ Rear right	1986 - 1996	MS220500140C3K	50,00 x 22,00 x 14,00	Anteriore destro \ Front right		MS120320100M3	32,00 x 12,00 x 10,00
Posteriore sinistro \ Left rear	1986 - 1996	MS220500140C3K	50,00 x 22,00 x 14,00	Anteriore sinistro \ Front left		MS150350110M3	35,00 x 15,00 x 11,00
420cc. APE POKER BENZINA / DIESEL							
Anteriore destro \ Front right	1993	MS220500140C3K	50,00 x 22,00 x 14,00	Posteriore destro \ Rear right		MS150420130M3	42,00 x 15,00 x 13,00
Posteriore sinistro \ Left rear	1993	MS220500140C3K	50,00 x 22,00 x 14,00	Posteriore sinistro \ Left rear		MS150420130M3	42,00 x 15,00 x 13,00
420cc. APE TM P 703 / P 703 V DIESEL							
Anteriore destro \ Front right	1987 - 1998	MS170470140C3K +	47,00 x 17,00 x 14,00	125cc. GP 125			
Anteriore sinistro \ Front left	1987 - 1998	MS170470140C3K +	47,00 x 17,00 x 14,00	Anteriore destro \ Front right		MS100350110M3	35,00 x 10,00 x 11,00
Posteriore destro \ Rear right	1987 - 1998	MS220500140C3K	50,00 x 22,00 x 14,00	Anteriore sinistro \ Front left		MS100350110M3	35,00 x 10,00 x 11,00
Posteriore sinistro \ Left rear	1987 - 1998	MS220500140C3K	50,00 x 22,00 x 14,00	Posteriore destro \ Rear right		MS150420130M3	42,00 x 15,00 x 13,00
SUZUKI							
50cc. CP 50							
Anteriore destro \ Front right	1991 - 1994	MS100300090M3	30,00 x 10,00 x 9,00	Posteriore sinistro \ Left rear		MS150350110M3	35,00 x 15,00 x 11,00
Anteriore sinistro \ Front left	1991 - 1994	MS100300090M3	30,00 x 10,00 x 9,00	125cc. GT 125			
Posteriore destro \ Rear right	1991 - 1994	MS200470140M3	47,00 x 20,00 x 14,00	Anteriore destro \ Front right		MS100350110M3	35,00 x 10,00 x 11,00
50cc. GS 50 ALL MODELS							
Anteriore destro \ Front right		MS150420130M3	42,00 x 15,00 x 13,00	Anteriore sinistro \ Front left		MS100350110M3	35,00 x 10,00 x 11,00
Anteriore sinistro \ Front left		MS150420130M3	42,00 x 15,00 x 13,00	Posteriore destro \ Rear right		MS150420130M3	42,00 x 15,00 x 13,00
Posteriore destro \ Rear right		MS170470140M3	47,00 x 17,00 x 14,00	Posteriore sinistro \ Left rear		MS150350110M3	35,00 x 15,00 x 11,00
Posteriore sinistro \ Left rear		MS170470140M3	47,00 x 17,00 x 14,00	125cc. GZ 125 MARAUDER			
50cc. GT 50							
Anteriore destro \ Front right		MS100350110M3	35,00 x 10,00 x 11,00	Anteriore destro \ Front right	1998 - 2000	MS150420130M3	42,00 x 15,00 x 13,00
Anteriore sinistro \ Front left		MS100350110M3	35,00 x 10,00 x 11,00	Anteriore sinistro \ Front left	1998 - 2000	MS150420130M3	42,00 x 15,00 x 13,00
Posteriore destro \ Rear right		MS120370120M3	37,00 x 12,00 x 12,00	Posteriore destro \ Rear right	1998 - 2000	MS150420130C3	42,00 x 15,00 x 13,00
Posteriore sinistro \ Left rear		MS120370120M3	37,00 x 12,00 x 12,00	Posteriore sinistro \ Left rear	1998 - 2000	MS200470140C3 +	47,00 x 20,00 x 14,00
50cc. TS 50 K / ER							
Anteriore destro \ Front right		MS100350110M3	35,00 x 10,00 x 11,00	Posteriore sinistro \ Left rear	1998 - 2000	MS150350110M3 +	35,00 x 15,00 x 11,00
Anteriore sinistro \ Front left		MS100350110M3	35,00 x 10,00 x 11,00	125cc. RG 125			
Posteriore destro \ Rear right		MS120370120M3	37,00 x 12,00 x 12,00	Anteriore destro \ Front right	1985 - 1992	MS120320100M3	32,00 x 12,00 x 10,00
Posteriore sinistro \ Left rear		MS120370120M3	37,00 x 12,00 x 12,00	Anteriore sinistro \ Front left	1985 - 1992	MS120320100M3	32,00 x 12,00 x 10,00
50cc. TS 50 X / XK / XKG / XKJ / XKM							
Anteriore destro \ Front right		MS100350110M3	35,00 x 10,00 x 11,00	Posteriore destro \ Rear right	1985 - 1992	MS150420130M3	42,00 x 15,00 x 13,00
Anteriore sinistro \ Front left		MS100350110M3	35,00 x 10,00 x 11,00	Posteriore sinistro \ Left rear	1985 - 1992	MS150350110M3	35,00 x 15,00 x 11,00
Posteriore destro \ Rear right		MS120320100M3	32,00 x 12,00 x 10,00	125cc. RG 125 F / GAMMA			
Posteriore sinistro \ Left rear		MS120320100M3	32,00 x 12,00 x 10,00	Anteriore destro \ Front right	1992 - 1995	MS150350110M3	35,00 x 15,00 x 11,00
50cc. ZR 50							
Anteriore destro \ Front right		MS100350110M3	35,00 x 10,00 x 11,00	Anteriore sinistro \ Front left	1992 - 1995	MS150350110M3	35,00 x 15,00 x 11,00
Anteriore sinistro \ Front left		MS100350110M3	35,00 x 10,00 x 11,00	Posteriore destro \ Rear right	1992 - 1995	MS150420130M3	42,00 x 15,00 x 13,00
Posteriore destro \ Rear right		MS120320100M3	32,00 x 12,00 x 10,00	Posteriore sinistro \ Left rear	1992 - 1995	MS150420130M3	42,00 x 15,00 x 13,00
Posteriore sinistro \ Left rear		MS120370120M3	37,00 x 12,00 x 12,00	125cc. TS 125			
100cc. A 100							
Anteriore destro \ Front right		MS100350110DD	35,00 x 10,00 x 11,00	Anteriore destro \ Front right		MS120370120M3	37,00 x 12,00 x 12,00
Anteriore sinistro \ Front left		MS100350110DD	35,00 x 10,00 x 11,00	Anteriore sinistro \ Front left		MS120370120M3	37,00 x 12,00 x 12,00
Posteriore destro \ Rear right		MS120370120DDK	37,00 x 12,00 x 12,00	Posteriore destro \ Rear right		MS150350110M3	35,00 x 15,00 x 11,00
Posteriore sinistro \ Left rear		MS120320100DDK	32,00 x 12,00 x 10,00	Posteriore sinistro \ Left rear		MS150350110M3	35,00 x 15,00 x 11,00
100cc. GP 100 SPOKE DISC							
Anteriore destro \ Front right		MS100350110DD	35,00 x 10,00 x 11,00	Anteriore destro \ Front right	2000	MS150420130M3	42,00 x 15,00 x 13,00
Anteriore sinistro \ Front left		MS100350110DD	35,00 x 10,00 x 11,00	Anteriore sinistro \ Front left	2000	MS150420130M3	42,00 x 15,00 x 13,00
Posteriore destro \ Rear right		MS120370120DDK	37,00 x 12,00 x 12,00				
Posteriore sinistro \ Left rear		MS120320100DDK	32,00 x 12,00 x 10,00				

APPLICAZIONI / APPLICATIONS	ANNO / YEAR	ATHENA #	DIMENSIONI / SIZES	APPLICAZIONI / APPLICATIONS	ANNO / YEAR	ATHENA #	DIMENSIONI / SIZES
SUZUKI							
Posteriore destro \ Rear right	2000	MS150420130M3	42,00 x 15,00 x 13,00	250cc. GZ 250 MARAUDER			
Posteriore sinistro \ Left rear	2000	MS150350110M3 +	35,00 x 15,00 x 11,00	Anteriore destro \ Front right	1999 - 2000	MS150420130M3	42,00 x 15,00 x 13,00
Posteriore sinistro \ Left rear	2000	MS250520150M3 +	52,00 x 25,00 x 15,00	Anteriore sinistro \ Front left	1999 - 2000	MS150420130M3	42,00 x 15,00 x 13,00
185cc. GT 185				Posteriore sinistro \ Left rear	1999 - 2000	MS150350110M3 +	35,00 x 15,00 x 11,00
Anteriore destro \ Front right		MS120370120M3	37,00 x 12,00 x 12,00	Posteriore sinistro \ Left rear	1999 - 2000	MS200470140M3 +	47,00 x 20,00 x 14,00
Anteriore sinistro \ Front left		MS120370120M3	37,00 x 12,00 x 12,00	250cc. RG 250 WD			
Posteriore destro \ Rear right		MS150420130M3	42,00 x 15,00 x 13,00	Anteriore destro \ Front right		MS120370120M3	37,00 x 12,00 x 12,00
Posteriore sinistro \ Left rear		MS150350110M3	35,00 x 15,00 x 11,00	Anteriore sinistro \ Front left		MS120370120M3	37,00 x 12,00 x 12,00
185cc. TS 185				Posteriore destro \ Rear right		MS150350110M3	35,00 x 15,00 x 11,00
Anteriore destro \ Front right		MS120320100M3	32,00 x 12,00 x 10,00	Posteriore sinistro \ Left rear		MS150350110M3	35,00 x 15,00 x 11,00
Anteriore sinistro \ Front left		MS120320100M3	32,00 x 12,00 x 10,00	250cc. RG 250 WE / FG			
Posteriore destro \ Rear right		MS150420130M3	42,00 x 15,00 x 13,00	Anteriore destro \ Front right		MS150420130M3	42,00 x 15,00 x 13,00
Posteriore sinistro \ Left rear		MS120320100M3	32,00 x 12,00 x 10,00	Anteriore sinistro \ Front left		MS150420130M3	42,00 x 15,00 x 13,00
185cc. TS 185 K				Posteriore destro \ Rear right		MS150350110M3	35,00 x 15,00 x 11,00
Anteriore destro \ Front right		MS120320100M3	32,00 x 12,00 x 10,00	Posteriore sinistro \ Left rear		MS150350110M3	35,00 x 15,00 x 11,00
Anteriore sinistro \ Front left		MS120320100M3	32,00 x 12,00 x 10,00	250cc. RGV 250 GAMMA			
Posteriore destro \ Rear right		MS150350110M3	35,00 x 15,00 x 11,00	Anteriore destro \ Front right	1986 - 1987	MS120370120M3	37,00 x 12,00 x 12,00
Posteriore sinistro \ Left rear		MS150420130M3	42,00 x 15,00 x 13,00	Anteriore destro \ Front right	1989 - 1996	MS150420130M3	42,00 x 15,00 x 13,00
185cc. TS 185 L / M				Anteriore sinistro \ Front left	1989 - 1996	MS150420130M3	42,00 x 15,00 x 13,00
Anteriore destro \ Front right		MS120370120M3	37,00 x 12,00 x 12,00	Anteriore sinistro \ Front left	1986 - 1987	MS120370120M3	37,00 x 12,00 x 12,00
Anteriore sinistro \ Front left		MS120370120M3	37,00 x 12,00 x 12,00	Posteriore destro \ Rear right	1989 - 1996	MS200470140M3	47,00 x 20,00 x 14,00
Posteriore destro \ Rear right		MS150350110M3	35,00 x 15,00 x 11,00	Posteriore destro \ Rear right	1986 - 1987	MS150350110M3	35,00 x 15,00 x 11,00
Posteriore sinistro \ Left rear		MS150420130M3	42,00 x 15,00 x 13,00	Posteriore sinistro \ Left rear	1986 - 1987	MS150350110M3	35,00 x 15,00 x 11,00
200cc. GT 200				Posteriore sinistro \ Left rear	1989 - 1996	MS200470140M3	47,00 x 20,00 x 14,00
Anteriore destro \ Front right		MS120370120M3	37,00 x 12,00 x 12,00	250cc. TS 250			
Anteriore sinistro \ Front left		MS120370120M3	37,00 x 12,00 x 12,00	Anteriore destro \ Front right		MS120320100M3	32,00 x 12,00 x 10,00
Posteriore destro \ Rear right		MS150420130M3	42,00 x 15,00 x 13,00	Anteriore sinistro \ Front left		MS120320100M3	32,00 x 12,00 x 10,00
Posteriore sinistro \ Left rear		MS150350110M3	35,00 x 15,00 x 11,00	Posteriore destro \ Rear right		MS200520150M3	52,00 x 20,00 x 15,00
200cc. SB 200				Posteriore sinistro \ Left rear		MS150420130M3	42,00 x 15,00 x 13,00
Anteriore destro \ Front right		MS120320100M3	32,00 x 12,00 x 10,00	250cc. TS 250 K / L / M / A			
Anteriore sinistro \ Front left		MS120320100M3	32,00 x 12,00 x 10,00	Anteriore destro \ Front right		MS150350110M3	35,00 x 15,00 x 11,00
Posteriore destro \ Rear right		MS150420130M3	42,00 x 15,00 x 13,00	Anteriore sinistro \ Front left		MS150350110M3	35,00 x 15,00 x 11,00
Posteriore sinistro \ Left rear		MS150350110M3	35,00 x 15,00 x 11,00	Posteriore destro \ Rear right		MS200520150M3	52,00 x 20,00 x 15,00
250cc. GN 250				Posteriore sinistro \ Left rear		MS150420130M3	42,00 x 15,00 x 13,00
Anteriore destro \ Front right	1985 - 1996	MS150420130M3	42,00 x 15,00 x 13,00	250cc. TS 250 X			
Anteriore sinistro \ Front left	1985 - 1996	MS150420130M3	42,00 x 15,00 x 13,00	Anteriore destro \ Front right		MS120320100M3	32,00 x 12,00 x 10,00
Posteriore destro \ Rear right	1985 - 1996	MS150420130M3	42,00 x 15,00 x 13,00	Anteriore sinistro \ Front left		MS120320100M3	32,00 x 12,00 x 10,00
Posteriore sinistro \ Left rear	1985 - 1996	MS150350110M3	35,00 x 15,00 x 11,00	Posteriore destro \ Rear right		MS150350110M3	35,00 x 15,00 x 11,00
250cc. GS 250				Posteriore sinistro \ Left rear		MS150350110M3	35,00 x 15,00 x 11,00
Anteriore destro \ Front right		MS150420130M3	42,00 x 15,00 x 13,00	250cc. TU 250 X VOLTY V / W			
Anteriore sinistro \ Front left		MS150420130M3	42,00 x 15,00 x 13,00	Anteriore destro \ Front right	1997 - 2000	MS150420130M3	42,00 x 15,00 x 13,00
Posteriore destro \ Rear right		MS150420130M3	42,00 x 15,00 x 13,00	Anteriore sinistro \ Front left	1997 - 2000	MS150420130M3	42,00 x 15,00 x 13,00
Posteriore sinistro \ Left rear		MS150350110M3	35,00 x 15,00 x 11,00	Posteriore destro \ Rear right	1997 - 2000	MS150420130M3	42,00 x 15,00 x 13,00
250cc. GSX 250 T / EX				Posteriore sinistro \ Left rear	1997 - 2000	MS150350110M3	35,00 x 15,00 x 11,00
Anteriore destro \ Front right		MS150420130M3	42,00 x 15,00 x 13,00	250cc. VL 250 INTRUDER			
Anteriore sinistro \ Front left		MS150420130M3	42,00 x 15,00 x 13,00	Anteriore destro \ Front right	2000	MS150420130M3	42,00 x 15,00 x 13,00
Posteriore destro \ Rear right		MS150420130M3	42,00 x 15,00 x 13,00	Anteriore sinistro \ Front left	2000	MS150420130M3	42,00 x 15,00 x 13,00
Posteriore sinistro \ Left rear		MS150350110M3	35,00 x 15,00 x 11,00	Posteriore destro \ Rear right	2000	MS150420130M3	42,00 x 15,00 x 13,00
250cc. GT 250 K / L / M / A / B / C				Posteriore sinistro \ Left rear	2000	MS150350110M3 +	35,00 x 15,00 x 11,00
Anteriore destro \ Front right		MS150420130M3	42,00 x 15,00 x 13,00	Posteriore sinistro \ Left rear	2000	MS250520150M3 +	52,00 x 25,00 x 15,00
Anteriore sinistro \ Front left		MS150420130M3	42,00 x 15,00 x 13,00	350cc. DR 350 S / SE			
Posteriore destro \ Rear right		MS170470140M3	47,00 x 17,00 x 14,00	Anteriore destro \ Front right	1990 - 1998	MS150350110M3	35,00 x 15,00 x 11,00
Posteriore sinistro \ Left rear		MS150420130M3	42,00 x 15,00 x 13,00	Anteriore sinistro \ Front left	1990 - 1998	MS150350110M3	35,00 x 15,00 x 11,00
250cc. GT 250 N / EN / XZ (X7)				Posteriore destro \ Rear right	1997 - 1998	MS200420120DD	42,00 x 20,00 x 12,00
Anteriore destro \ Front right		MS120370120M3	37,00 x 12,00 x 12,00	Posteriore destro \ Rear right	1990 - 1996	MS200470140M3	47,00 x 20,00 x 14,00
Anteriore sinistro \ Front left		MS120370120M3	37,00 x 12,00 x 12,00	Posteriore sinistro \ Left rear	1997 - 1998	MS200420120DD	42,00 x 20,00 x 12,00
Posteriore destro \ Rear right		MS150420130M3	42,00 x 15,00 x 13,00	Posteriore sinistro \ Left rear	1990 - 1996	MS200470140M3	47,00 x 20,00 x 14,00
Posteriore sinistro \ Left rear		MS150350110M3	35,00 x 15,00 x 11,00	370cc. SP 370			

APPLICAZIONI / APPLICATIONS	ANNO / YEAR	ATHENA #	DIMENSIONI / SIZES	APPLICAZIONI / APPLICATIONS	ANNO / YEAR	ATHENA #	DIMENSIONI / SIZES
SUZUKI							
Anteriore destro \ Front right		MS120320100M3	32,00 x 12,00 x 10,00	Anteriore sinistro \ Front left	2000 - 2001	MS170400120M3	40,00 x 17,00 x 12,00
Anteriore sinistro \ Front left		MS120320100M3	32,00 x 12,00 x 10,00	Anteriore sinistro \ Front left	1995 - 1998	MS150420130M3	42,00 x 15,00 x 13,00
Posteriore destro \ Rear right		MS150420130M3	42,00 x 15,00 x 13,00	Posteriore destro \ Rear right	2000 - 2001	MS200470140M3	47,00 x 20,00 x 14,00
Posteriore sinistro \ Left rear		MS150420130M3	42,00 x 15,00 x 13,00	Posteriore destro \ Rear right	1995 - 1998	MS200470140M3	47,00 x 20,00 x 14,00
380cc. GT 380							
Anteriore destro \ Front right		MS150420130M3	42,00 x 15,00 x 13,00	Posteriore sinistro \ Left rear	1995 - 1998	MS200470140M3 +	47,00 x 20,00 x 14,00
Anteriore sinistro \ Front left		MS150420130M3	42,00 x 15,00 x 13,00	Posteriore sinistro \ Left rear	2000 - 2001	MS200470140M3 +	47,00 x 20,00 x 14,00
Posteriore destro \ Rear right		MS170470140M3	47,00 x 17,00 x 14,00	Posteriore sinistro \ Left rear	2000 - 2001	MS250520150M3 +	52,00 x 25,00 x 15,00
Posteriore sinistro \ Left rear		MS150420130M3	42,00 x 15,00 x 13,00	Posteriore sinistro \ Left rear	1995 - 1998	MS250520150M3 +	52,00 x 25,00 x 15,00
400cc. GN 400 / GS 400 / GSX 400							
Anteriore destro \ Front right		MS150420130M3	42,00 x 15,00 x 13,00	Anteriore destro \ Front right	1988 - 1995	MS150420130M3	42,00 x 15,00 x 13,00
Anteriore sinistro \ Front left		MS150420130M3	42,00 x 15,00 x 13,00	Anteriore destro \ Front right	1998 - 2000	MS150420130M3	42,00 x 15,00 x 13,00
Posteriore destro \ Rear right		MS170470140M3	47,00 x 17,00 x 14,00	Anteriore sinistro \ Front left	1988 - 1995	MS150420130M3	42,00 x 15,00 x 13,00
Posteriore sinistro \ Left rear		MS150420130M3	42,00 x 15,00 x 13,00	Anteriore sinistro \ Front left	1998 - 2000	MS150420130M3	42,00 x 15,00 x 13,00
400cc. GSF 400 BANDIT							
Anteriore destro \ Front right	1991 - 1993	MS150420130M3	42,00 x 15,00 x 13,00	Posteriore destro \ Rear right	1988 - 1995	MS170470140M3	47,00 x 17,00 x 14,00
Anteriore sinistro \ Front left	1991 - 1993	MS150420130M3	42,00 x 15,00 x 13,00	Posteriore destro \ Rear right	1998 - 2000	MS170470140M3	47,00 x 17,00 x 14,00
Posteriore destro \ Rear right	1991 - 1993	MS150350140M3	35,00 x 15,00 x 14,00	Posteriore sinistro \ Left rear	1988 - 1995	MS200470140M3 +	47,00 x 20,00 x 14,00
Posteriore sinistro \ Left rear	1991 - 1993	MS250520150M3	52,00 x 25,00 x 15,00	Posteriore sinistro \ Left rear	1998 - 2000	MS200470140M3 +	47,00 x 20,00 x 14,00
400cc. SP 400							
Anteriore destro \ Front right		MS120320100M3	32,00 x 12,00 x 10,00	Posteriore sinistro \ Left rear	1988 - 1995	MS250520150M3 +	52,00 x 25,00 x 15,00
Anteriore sinistro \ Front left		MS120320100M3	32,00 x 12,00 x 10,00	600cc. GSX-R 600			
Posteriore destro \ Rear right		MS150420130M3	42,00 x 15,00 x 13,00	Anteriore destro \ Front right	1997 - 2005	MS250520150M3	52,00 x 25,00 x 15,00
Posteriore sinistro \ Left rear		MS150420130M3	42,00 x 15,00 x 13,00	Anteriore sinistro \ Front left	1997 - 2005	MS250520150M3	52,00 x 25,00 x 15,00
450cc. GS 450 E / L / S / T / LZ							
Anteriore destro \ Front right		MS150420130M3	42,00 x 15,00 x 13,00	Posteriore destro \ Rear right	1997 - 2000	MS320580130BBK	58,00 x 32,00 x 13,00
Anteriore sinistro \ Front left		MS150420130M3	42,00 x 15,00 x 13,00	Posteriore sinistro \ Left rear	1997 - 2000	MS320650170BBK +	65,00 x 32,00 x 17,00
Posteriore destro \ Rear right		MS170470140M3	47,00 x 17,00 x 14,00	Posteriore sinistro \ Left rear	1997 - 2000	MS320580130BBK +	58,00 x 32,00 x 13,00
Posteriore sinistro \ Left rear		MS150420130M3	42,00 x 15,00 x 13,00	600cc. RF 600 R			
500cc. GS 500 E							
Anteriore destro \ Front right	1989 - 1997	MS150420130M3	42,00 x 15,00 x 13,00	Anteriore destro \ Front right	1993 - 1996	MS150420130M3	42,00 x 15,00 x 13,00
Anteriore sinistro \ Front left	1989 - 1997	MS150420130M3	42,00 x 15,00 x 13,00	Anteriore sinistro \ Front left	1993 - 1996	MS150420130M3	42,00 x 15,00 x 13,00
Posteriore destro \ Rear right	1989 - 1997	MS170470140M3	47,00 x 17,00 x 14,00	Posteriore destro \ Rear right	1993 - 1996	MS200470140M3	47,00 x 20,00 x 14,00
Posteriore sinistro \ Left rear	1989 - 1997	MS170470140M3	47,00 x 17,00 x 14,00	Posteriore sinistro \ Left rear	1993 - 1996	MS200470140M3 +	47,00 x 20,00 x 14,00
500cc. RG 500							
Anteriore destro \ Front right		MS150420130M3	42,00 x 15,00 x 13,00	Posteriore sinistro \ Left rear	1993 - 1996	MS250520150M3 +	52,00 x 25,00 x 15,00
Anteriore sinistro \ Front left		MS150420130M3	42,00 x 15,00 x 13,00	600cc. VS 600 GL INTRUDER S-V			
Posteriore destro \ Rear right		MS150420130M3	42,00 x 15,00 x 13,00	Anteriore destro \ Front right	1994 - 1997	MS150420130M3	42,00 x 15,00 x 13,00
Posteriore sinistro \ Left rear		MS150420130M3	42,00 x 15,00 x 13,00	Anteriore sinistro \ Front left	1994 - 1997	MS150420130M3	42,00 x 15,00 x 13,00
550cc. GSX 550 E							
Anteriore destro \ Front right	1985 - 1987	MS150420130M3	42,00 x 15,00 x 13,00	Posteriore destro \ Rear right	1994 - 1997	MS170470140M3	47,00 x 17,00 x 14,00
Anteriore sinistro \ Front left	1985 - 1987	MS150420130M3	42,00 x 15,00 x 13,00	650cc. GS 650 / E			
Posteriore destro \ Rear right	1985 - 1987	MS170470140M3	47,00 x 17,00 x 14,00	Anteriore destro \ Front right		MS150420130M3	42,00 x 15,00 x 13,00
Posteriore sinistro \ Left rear	1985 - 1987	MS150420130M3	42,00 x 15,00 x 13,00	Anteriore sinistro \ Front left		MS150420130M3	42,00 x 15,00 x 13,00
550cc. GT 500 / 550							
Anteriore destro \ Front right		MS150420130M3	42,00 x 15,00 x 13,00	Posteriore destro \ Rear right		MS170470140M3	47,00 x 17,00 x 14,00
Anteriore sinistro \ Front left		MS150420130M3	42,00 x 15,00 x 13,00	Posteriore sinistro \ Left rear		MS170470140M3	47,00 x 17,00 x 14,00
Posteriore destro \ Rear right		MS150420130M3	42,00 x 15,00 x 13,00	650cc. LS 650 F / P / SAVAGE			
Posteriore sinistro \ Left rear		MS150420130M3	42,00 x 15,00 x 13,00	Anteriore destro \ Front right	1996 - 1998	MS150420130M3	42,00 x 15,00 x 13,00
600cc. GSF 600 BANDIT							
Anteriore destro \ Front right	1994 - 1998	MS150420130M3	42,00 x 15,00 x 13,00	Anteriore sinistro \ Front left	1996 - 1998	MS150420130M3	42,00 x 15,00 x 13,00
Anteriore sinistro \ Front left	1994 - 1998	MS150420130M3	42,00 x 15,00 x 13,00	Posteriore destro \ Rear right	1996 - 1998	MS170470140M3	47,00 x 17,00 x 14,00
Posteriore destro \ Rear right	1994 - 1998	MS200470140M3	47,00 x 20,00 x 14,00	Posteriore sinistro \ Left rear	1996 - 1998	MS170470140M3	47,00 x 17,00 x 14,00
Posteriore sinistro \ Left rear	1994 - 1998	MS200470140M3 +	47,00 x 20,00 x 14,00	650cc. SV 650			
Posteriore sinistro \ Left rear	1994 - 1998	MS250520150M3 +	52,00 x 25,00 x 15,00	Anteriore destro \ Front right	1999 - 2001	MS170400120M3	40,00 x 17,00 x 12,00
600cc. GSF 600 S BANDIT							
Anteriore destro \ Front right	2000 - 2001	MS170400120M3	40,00 x 17,00 x 12,00	Anteriore sinistro \ Front left	1999 - 2001	MS170400120M3	40,00 x 17,00 x 12,00
Anteriore destro \ Front right	1995 - 1998	MS150420130M3	42,00 x 15,00 x 13,00	Posteriore destro \ Rear right	1999 - 2001	MS170470140M3	47,00 x 17,00 x 14,00
750cc. GS 750							
650cc. XF 650 FREEWIND							
Anteriore destro \ Front right	1997 - 2000	MS170350100DD	35,00 x 17,00 x 10,00	Posteriore destro \ Rear right	1999 - 2001	MS170470140M3 +	47,00 x 17,00 x 14,00
Anteriore sinistro \ Front left	1997 - 2000	MS170350100DD	35,00 x 17,00 x 10,00	Posteriore sinistro \ Left rear	1999 - 2001	MS170470140M3 +	47,00 x 17,00 x 14,00
Posteriore destro \ Rear right	1997 - 2000	MS200470140M3	47,00 x 20,00 x 14,00	Posteriore sinistro \ Left rear	1999 - 2001	MS250520150M3 +	52,00 x 25,00 x 15,00
Posteriore sinistro \ Left rear	1997 - 2000	MS200470140M3	47,00 x 20,00 x 14,00	600cc. VS 600 GL INTRUDER S-V			
750cc. GS 750							
Anteriore destro \ Front right	1997 - 2000	MS200470140M3	47,00 x 20,00 x 14,00	Anteriore destro \ Front right	1994 - 1997	MS150420130M3	42,00 x 15,00 x 13,00
Anteriore sinistro \ Front left	1997 - 2000	MS200470140M3	47,00 x 20,00 x 14,00	Anteriore sinistro \ Front left	1994 - 1997	MS150420130M3	42,00 x 15,00 x 13,00
Posteriore destro \ Rear right	1997 - 2000	MS200470140M3	47,00 x 20,00 x 14,00	Posteriore destro \ Rear right	1994 - 1997	MS170470140M3	47,00 x 17,00 x 14,00
Posteriore sinistro \ Left rear	1997 - 2000	MS200470140M3	47,00 x 20,00 x 14,00	650cc. GS 650 / E			

APPLICAZIONI / APPLICATIONS	ANNO / YEAR	ATHENA #	DIMENSIONI / SIZES	APPLICAZIONI / APPLICATIONS	ANNO / YEAR	ATHENA #	DIMENSIONI / SIZES
SUZUKI							
Anteriore destro \ Front right		MS150420130M3	42,00 x 15,00 x 13,00	Posteriore sinistro \ Left rear		MS200470140M3	47,00 x 20,00 x 14,00
Anteriore sinistro \ Front left		MS150420130M3	42,00 x 15,00 x 13,00	750cc. VS 750 GL INTRUDER			
Posteriore destro \ Rear right		MS200470140M3	47,00 x 20,00 x 14,00	Anteriore destro \ Front right	1985 - 1991	MS150420130M3	42,00 x 15,00 x 13,00
Posteriore sinistro \ Left rear		MS200470140M3	47,00 x 20,00 x 14,00	Anteriore sinistro \ Front left	1985 - 1991	MS150420130M3	42,00 x 15,00 x 13,00
750cc. GSX 750							
Anteriore destro \ Front right	1998 - 2000	MS200470140M3	47,00 x 20,00 x 14,00	Posteriore destro \ Rear right	1985 - 1991	MS150420130M3	42,00 x 15,00 x 13,00
Anteriore destro \ Front right		MS150420130M3	42,00 x 15,00 x 13,00	Posteriore sinistro \ Left rear	1985 - 1991	MS170470140M3	47,00 x 17,00 x 14,00
Anteriore sinistro \ Front left	1998 - 2000	MS200470140M3	47,00 x 20,00 x 14,00	800cc. VS 750 / 800			
Anteriore sinistro \ Front left		MS150420130M3	42,00 x 15,00 x 13,00	Anteriore destro \ Front right		MS150420130M3	42,00 x 15,00 x 13,00
Posteriore destro \ Rear right	1998 - 2000	MS200470140M3	47,00 x 20,00 x 14,00	Anteriore sinistro \ Front left		MS150420130M3	42,00 x 15,00 x 13,00
Posteriore destro \ Rear right		MS170470140M3	47,00 x 17,00 x 14,00	Posteriore destro \ Rear right		MS150420130M3	42,00 x 15,00 x 13,00
Posteriore sinistro \ Left rear		MS170470140M3	47,00 x 17,00 x 14,00	Posteriore sinistro \ Left rear		MS170470140M3	47,00 x 17,00 x 14,00
Posteriore sinistro \ Left rear	1998 - 2000	MS200470140M3 +	47,00 x 20,00 x 14,00	800cc. VS 800 GL INTRUDER			
Posteriore sinistro \ Left rear	1998 - 2000	MS250520150M3 +	52,00 x 25,00 x 15,00	Anteriore destro \ Front right	1992 - 1995	MS150420130M3	42,00 x 15,00 x 13,00
750cc. GSX 750 ET / EX							
Anteriore destro \ Front right		MS150420130M3	42,00 x 15,00 x 13,00	Anteriore sinistro \ Front left	1992 - 1995	MS150420130M3	42,00 x 15,00 x 13,00
Anteriore sinistro \ Front left		MS150420130M3	42,00 x 15,00 x 13,00	Posteriore sinistro \ Left rear	1992 - 1995	MS170470140M3	47,00 x 17,00 x 14,00
Posteriore destro \ Rear right		MS200470140M3	47,00 x 20,00 x 14,00	800cc. VX 800			
Posteriore sinistro \ Left rear		MS200470140M3	47,00 x 20,00 x 14,00	Anteriore destro \ Front right	1990 - 1994	MS150420130M3	42,00 x 15,00 x 13,00
750cc. GSX 750 F KATANA							
Anteriore destro \ Front right	1989 - 1996	MS150420130M3	42,00 x 15,00 x 13,00	Anteriore sinistro \ Front left	1990 - 1994	MS150420130M3	42,00 x 15,00 x 13,00
Anteriore destro \ Front right	1998 - 2000	MS150420130M3	42,00 x 15,00 x 13,00	Posteriore destro \ Rear right	1990 - 1994	MS170470140M3	47,00 x 17,00 x 14,00
Anteriore sinistro \ Front left	1989 - 1996	MS150420130M3	42,00 x 15,00 x 13,00	Posteriore sinistro \ Left rear	1990 - 1994	MS170470140M3	47,00 x 17,00 x 14,00
Anteriore sinistro \ Front left	1998 - 2000	MS150420130M3	42,00 x 15,00 x 13,00	800cc. VZ 800 MARAUDER			
Posteriore destro \ Rear right	1998 - 2000	MS170470140M3	47,00 x 17,00 x 14,00	Anteriore destro \ Front right	1997 - 2000	MS150420130M3	42,00 x 15,00 x 13,00
Posteriore destro \ Rear right	1989 - 1996	MS170470140M3	47,00 x 17,00 x 14,00	Anteriore sinistro \ Front left	1997 - 2000	MS150420130M3	42,00 x 15,00 x 13,00
Posteriore sinistro \ Left rear	1998 - 2000	MS250520150M3 +	52,00 x 25,00 x 15,00	Posteriore destro \ Rear right	1997 - 2000	MS150350140M3	35,00 x 15,00 x 14,00
Posteriore sinistro \ Left rear	1989 - 1996	MS200470140M3 +	47,00 x 20,00 x 14,00	Posteriore sinistro \ Left rear	1997 - 2000	MS250520150M3 +	52,00 x 25,00 x 15,00
Posteriore sinistro \ Left rear	1989 - 1996	MS250520150M3 +	52,00 x 25,00 x 15,00	Posteriore sinistro \ Left rear	1997 - 2000	MS170470140M3 +	47,00 x 17,00 x 14,00
Posteriore sinistro \ Left rear	1998 - 2000	MS170470140M3 +	47,00 x 17,00 x 14,00	850cc. GS 850			
750cc. GSX 750 R J / L							
Anteriore destro \ Front right	1988 - 1990	MS200470140M3	47,00 x 20,00 x 14,00	Anteriore destro \ Front right		MS150420130M3	42,00 x 15,00 x 13,00
Anteriore sinistro \ Front left	1988 - 1990	MS200470140M3	47,00 x 20,00 x 14,00	Anteriore sinistro \ Front left		MS150420130M3	42,00 x 15,00 x 13,00
Posteriore destro \ Rear right	1988 - 1990	MS200470140M3	47,00 x 20,00 x 14,00	Posteriore destro \ Rear right		MS170470140M3	47,00 x 17,00 x 14,00
Posteriore sinistro \ Left rear	1988 - 1990	MS250520150M3 +	52,00 x 25,00 x 15,00	Posteriore sinistro \ Left rear		MS170470140M3	47,00 x 17,00 x 14,00
Posteriore sinistro \ Left rear	1988 - 1990	MS200470140M3 +	47,00 x 20,00 x 14,00	900cc. RF 900 R / T			
750cc. GSX-R 750							
Anteriore destro \ Front right	1992 - 1995	MS200470140M3	47,00 x 20,00 x 14,00	Anteriore destro \ Front right	1994 - 1996	MS200470140M3	47,00 x 20,00 x 14,00
Anteriore destro \ Front right	1996 - 2005	MS250520150M3	52,00 x 25,00 x 15,00	Anteriore sinistro \ Front left	1994 - 1996	MS200470140M3	47,00 x 20,00 x 14,00
Anteriore sinistro \ Front left	1992 - 1995	MS200470140M3	47,00 x 20,00 x 14,00	Posteriore destro \ Rear right	1994 - 1996	MS200470140M3	47,00 x 20,00 x 14,00
Anteriore sinistro \ Front left	1996 - 2005	MS250520150M3	52,00 x 25,00 x 15,00	Posteriore sinistro \ Left rear	1994 - 1996	MS200470140M3 +	47,00 x 20,00 x 14,00
Posteriore destro \ Rear right	1996 - 1999	MS320580130BBK	58,00 x 32,00 x 13,00	Posteriore sinistro \ Left rear	1994 - 1996	MS250520150M3 +	52,00 x 25,00 x 15,00
Posteriore destro \ Rear right	1992 - 1995	MS200470140M3	47,00 x 20,00 x 14,00	1000cc. GS 1000			
Posteriore sinistro \ Left rear	1996 - 1999	MS320580130BBK +	58,00 x 32,00 x 13,00	Anteriore destro \ Front right	1978 - 1981	MS150420130M3	42,00 x 15,00 x 13,00
Posteriore sinistro \ Left rear	1992 - 1995	MS200470140M3 +	47,00 x 20,00 x 14,00	Anteriore sinistro \ Front left	1978 - 1981	MS150420130M3	42,00 x 15,00 x 13,00
Posteriore sinistro \ Left rear	1992 - 1995	MS250520150M3 +	52,00 x 25,00 x 15,00	Posteriore destro \ Rear right	1978 - 1981	MS200470140M3	47,00 x 20,00 x 14,00
Posteriore sinistro \ Left rear	1996 - 2000	MS320650170BBK +	65,00 x 32,00 x 17,00	Posteriore sinistro \ Left rear	1978 - 1981	MS200470140M3	47,00 x 20,00 x 14,00
750cc. GSX-R 750 SP R							
Anteriore destro \ Front right	1994	MS200470140M3	47,00 x 20,00 x 14,00	1000cc. GS 1000 GT / GLX			
Anteriore sinistro \ Front left	1994	MS200470140M3	47,00 x 20,00 x 14,00	Anteriore destro \ Front right		MS150420130M3	42,00 x 15,00 x 13,00
Posteriore destro \ Rear right	1994	MS200470140M3	47,00 x 20,00 x 14,00	Anteriore sinistro \ Front left		MS150420130M3	42,00 x 15,00 x 13,00
Posteriore sinistro \ Left rear	1994	MS200470140M3 +	47,00 x 20,00 x 14,00	Posteriore destro \ Rear right		MS170470140M3	47,00 x 17,00 x 14,00
Posteriore sinistro \ Left rear	1994	MS250520150M3 +	52,00 x 25,00 x 15,00	Posteriore sinistro \ Left rear		MS170470140M3	47,00 x 17,00 x 14,00
750cc. GT 750							
Anteriore destro \ Front right		MS150420130M3	42,00 x 15,00 x 13,00	1000cc. GSX-R 1000			
Anteriore sinistro \ Front left		MS150420130M3	42,00 x 15,00 x 13,00	Anteriore destro \ Front right	2005	MS250520150M3	52,00 x 25,00 x 15,00
Posteriore destro \ Rear right		MS200520150M3	52,00 x 20,00 x 15,00	Anteriore sinistro \ Front left	2005	MS250520150M3	52,00 x 25,00 x 15,00
1100cc. GSX 1100 Z / XD / SD / EFE / EFG / KATANA							
Anteriore destro \ Front right		MS150420130M3	42,00 x 15,00 x 13,00	1000cc. TL 1000 R / S			
				Anteriore destro \ Front right	1997 - 2000	MS250520150M3	52,00 x 25,00 x 15,00
				Anteriore sinistro \ Front left	1997 - 2000	MS250520150M3	52,00 x 25,00 x 15,00
				Posteriore destro \ Rear right	1997 - 2000	MS320580130BBK	58,00 x 32,00 x 13,00
				Posteriore sinistro \ Left rear	1997 - 2000	MS320580130BBK +	58,00 x 32,00 x 13,00
				Posteriore sinistro \ Left rear	1997 - 2000	MS320650170BBK +	65,00 x 32,00 x 17,00

APPLICAZIONI / APPLICATIONS	ANNO / YEAR	ATHENA #	DIMENSIONI / SIZES	APPLICAZIONI / APPLICATIONS	ANNO / YEAR	ATHENA #	DIMENSIONI / SIZES
SUZUKI							
Anteriore sinistro \ Front left		MS150420130M3	42,00 x 15,00 x 13,00	Posteriore destro \ Rear right		MS120370120M3	37,00 x 12,00 x 12,00
Posteriore destro \ Rear right		MS200470140M3	47,00 x 20,00 x 14,00	Posteriore sinistro \ Left rear		MS120370120M3	37,00 x 12,00 x 12,00
Posteriore sinistro \ Left rear		MS200470140M3	47,00 x 20,00 x 14,00	50cc. SH 50 F RAZZ			
1100cc. GSX 1100 F / G L-P SHAFT / KATANA							
Anteriore destro \ Front right	1988 - 1993	MS150350140M3	35,00 x 15,00 x 14,00	Anteriore destro \ Front right	1994	MS100300090M3	30,00 x 10,00 x 9,00
Anteriore sinistro \ Front left	1988 - 1993	MS170720130DDK	72,00 x 17,00 x 13,00	Anteriore sinistro \ Front left	1994	MS100300090M3	30,00 x 10,00 x 9,00
Posteriore destro \ Rear right	1988 - 1993	MS200470140M3	47,00 x 20,00 x 14,00	50cc. YSR 50 LC			
Posteriore sinistro \ Left rear	1988 - 1993	MS250520150M3 +	52,00 x 25,00 x 15,00	Anteriore destro \ Front right	1987	MS120370120M3	37,00 x 12,00 x 12,00
Posteriore sinistro \ Left rear	1988 - 1993	MS200470140M3 +	47,00 x 20,00 x 14,00	Anteriore sinistro \ Front left	1987	MS100300090M3	30,00 x 10,00 x 9,00
1100cc. GSX-R 1100							
Anteriore destro \ Front right	1989 - 1996	MS200470140M3	47,00 x 20,00 x 14,00	Posteriore destro \ Rear right	1987	MS120370120M3	37,00 x 12,00 x 12,00
Anteriore sinistro \ Front left	1989 - 1996	MS200470140M3	47,00 x 20,00 x 14,00	Posteriore sinistro \ Left rear	1987	MS120370120M3	37,00 x 12,00 x 12,00
Posteriore destro \ Rear right	1989 - 1996	MS200470140M3	47,00 x 20,00 x 14,00	100cc. DT 100			
Posteriore sinistro \ Left rear	1989 - 1996	MS200470140M3 +	47,00 x 20,00 x 14,00	Anteriore destro \ Front right		MS120370120M3	37,00 x 12,00 x 12,00
Posteriore sinistro \ Left rear	1989 - 1996	MS250520150M3 +	52,00 x 25,00 x 15,00	Anteriore sinistro \ Front left		MS120370120M3	37,00 x 12,00 x 12,00
1200cc. GSF 1200 BANDIT							
Anteriore destro \ Front right	1996 - 2001	MS200470140M3	47,00 x 20,00 x 14,00	Posteriore destro \ Rear right		MS150350110M3	35,00 x 15,00 x 11,00
Anteriore sinistro \ Front left	1996 - 2001	MS200470140M3	47,00 x 20,00 x 14,00	Posteriore sinistro \ Left rear		MS150350110M3	35,00 x 15,00 x 11,00
Posteriore destro \ Rear right	1996 - 2001	MS200470140M3	47,00 x 20,00 x 14,00	100cc. RS 100			
Posteriore sinistro \ Left rear	1996 - 2001	MS200470140M3 +	47,00 x 20,00 x 14,00	Anteriore destro \ Front right		MS120370120M3	37,00 x 12,00 x 12,00
Posteriore sinistro \ Left rear	1996 - 2001	MS250520150M3 +	52,00 x 25,00 x 15,00	Anteriore sinistro \ Front left		MS120370120M3	37,00 x 12,00 x 12,00
1200cc. GSX 1200							
Anteriore destro \ Front right	1999	MS200470140M3	47,00 x 20,00 x 14,00	Posteriore destro \ Rear right		MS120370120M3	37,00 x 12,00 x 12,00
Anteriore sinistro \ Front left	1999	MS200470140M3	47,00 x 20,00 x 14,00	Posteriore sinistro \ Left rear		MS120370120M3	37,00 x 12,00 x 12,00
Posteriore destro \ Rear right	1999	MS200470140M3	47,00 x 20,00 x 14,00	125cc. BL 125			
Posteriore sinistro \ Left rear	1999	MS250520150M3 +	52,00 x 25,00 x 15,00	Anteriore destro \ Front right	1985	MS120320100M3	32,00 x 12,00 x 10,00
Posteriore sinistro \ Left rear	1999	MS200470140M3 +	47,00 x 20,00 x 14,00	Anteriore sinistro \ Front left	1985	MS120370120M3	37,00 x 12,00 x 12,00
1300cc. GSX-R 1300 HAYABUSA							
Anteriore destro \ Front right	1999 - 2005	MS250520150M3	52,00 x 25,00 x 15,00	Posteriore sinistro \ Left rear	1985	MS200470140M3	47,00 x 20,00 x 14,00
Anteriore sinistro \ Front left	1999 - 2005	MS250520150M3	52,00 x 25,00 x 15,00	125cc. DT 125 / RD 125			
Posteriore destro \ Rear right	1999 - 2005	MS320580130BBK	58,00 x 32,00 x 13,00	Anteriore destro \ Front right	1986	MS200470140C4	47,00 x 20,00 x 14,00
Posteriore sinistro \ Left rear	1999 - 2005	MS320580130BBK +	58,00 x 32,00 x 13,00	Anteriore sinistro \ Front left	1986	MS200470140C4	47,00 x 20,00 x 14,00
Posteriore sinistro \ Left rear	1999 - 2000	MS320650170BBK +	65,00 x 32,00 x 17,00	Posteriore destro \ Rear right	1986	MS150350110AA	35,00 x 15,00 x 11,00
1400cc. VS 1400 GL / GLP INTRUDER							
Anteriore destro \ Front right	1996 - 1998	MS150420130M3	42,00 x 15,00 x 13,00	Posteriore sinistro \ Left rear	1986	MS150350110AA	35,00 x 15,00 x 11,00
Anteriore sinistro \ Front left	1996 - 1998	MS150420130M3	42,00 x 15,00 x 13,00	125cc. DT 125 R/REX			
Posteriore destro \ Rear right	1996 - 1998	MS150350140M3 +	35,00 x 15,00 x 14,00	Anteriore destro \ Front right	1999 - 2000	MS150350110M3	35,00 x 15,00 x 11,00
Posteriore sinistro \ Left rear	1996 - 1998	MS170470140M3	47,00 x 17,00 x 14,00	Anteriore destro \ Front right	1999 - 2000	MS150350110M3	35,00 x 15,00 x 11,00
1500cc. VL 1500 INTRUDER LC W / R							
Anteriore destro \ Front right	1999 - 2000	MS170400120M3	40,00 x 17,00 x 12,00	Anteriore sinistro \ Front left	1999 - 2000	MS150350110M3	35,00 x 15,00 x 11,00
Anteriore sinistro \ Front left	1999 - 2000	MS170400120M3	40,00 x 17,00 x 12,00	Anteriore sinistro \ Front left	1989 - 1992	MS150350110M3	35,00 x 15,00 x 11,00
Posteriore destro \ Rear right	1999 - 2000	MS170400120M3	40,00 x 17,00 x 12,00	Posteriore destro \ Rear right	1990 - 1991	MS150350110AA	35,00 x 15,00 x 11,00
Posteriore sinistro \ Left rear	1999 - 2000	MS200470140M3	47,00 x 20,00 x 14,00	Posteriore destro \ Rear right	1999 - 2000	MS200420120M3	42,00 x 20,00 x 12,00
YAMAHA							
50cc. DT 50 / R / ST / MX							
Anteriore destro \ Front right		MS100350110M3	35,00 x 10,00 x 11,00	Posteriore destro \ Rear right	1989 - 1992	MS200420120M3	42,00 x 20,00 x 12,00
Anteriore sinistro \ Front left		MS100350110M3	35,00 x 10,00 x 11,00	Posteriore sinistro \ Left rear	1990 - 1991	MS150350110AA	35,00 x 15,00 x 11,00
Posteriore destro \ Rear right		MS120370120M3	37,00 x 12,00 x 12,00	125cc. RD 125 LC YPVS			
Posteriore sinistro \ Left rear		MS120370120M3	37,00 x 12,00 x 12,00	Anteriore destro \ Front right		MS150420130M3	42,00 x 15,00 x 13,00
50cc. FS1 / FS1 DX / E DX DISC							
Anteriore destro \ Front right		MS120370120M3	37,00 x 12,00 x 12,00	Anteriore destro \ Front right		MS120370120M3	37,00 x 12,00 x 12,00
Anteriore sinistro \ Front left		MS120370120M3	37,00 x 12,00 x 12,00	Anteriore sinistro \ Front left		MS150420130M3	42,00 x 15,00 x 13,00
Posteriore destro \ Rear right		MS120370120M3	37,00 x 12,00 x 12,00	Anteriore sinistro \ Front left		MS120370120M3	37,00 x 12,00 x 12,00
Posteriore sinistro \ Left rear		MS120370120M3	37,00 x 12,00 x 12,00	Posteriore destro \ Rear right		MS150420130M3	42,00 x 15,00 x 13,00
50cc. FS1 50 E DRUM							
Anteriore destro \ Front right		MS150350110M3	35,00 x 15,00 x 11,00	Posteriore destro \ Rear right		MS150350110M3	35,00 x 15,00 x 11,00
Anteriore sinistro \ Front left		MS150350110M3	35,00 x 15,00 x 11,00	Posteriore sinistro \ Left rear		MS150350110M3	35,00 x 15,00 x 11,00
125cc. RS 125 DRUM							
Anteriore destro \ Front right		MS120370120M3	37,00 x 12,00 x 12,00	Anteriore destro \ Front right		MS120370120M3	37,00 x 12,00 x 12,00
Anteriore sinistro \ Front left		MS120370120M3	37,00 x 12,00 x 12,00	Anteriore sinistro \ Front left		MS120370120M3	37,00 x 12,00 x 12,00
Posteriore destro \ Rear right		MS120370120M3	37,00 x 12,00 x 12,00	Posteriore destro \ Rear right		MS150350110M3	35,00 x 15,00 x 11,00
Posteriore sinistro \ Left rear		MS120370120M3	37,00 x 12,00 x 12,00	Posteriore sinistro \ Left rear		MS150350110M3	35,00 x 15,00 x 11,00
125cc. RS 125 DX							
Anteriore destro \ Front right		MS150350110M3	35,00 x 15,00 x 11,00	Anteriore destro \ Front right		MS150350110M3	35,00 x 15,00 x 11,00
Anteriore sinistro \ Front left		MS150350110M3	35,00 x 15,00 x 11,00	Anteriore sinistro \ Front left		MS150350110M3	35,00 x 15,00 x 11,00

APPLICAZIONI / APPLICATIONS	ANNO / YEAR	ATHENA #	DIMENSIONI / SIZES	APPLICAZIONI / APPLICATIONS	ANNO / YEAR	ATHENA #	DIMENSIONI / SIZES
YAMAHA							
Posteriore destro \ Rear right		MS150350110M3	35,00 x 15,00 x 11,00	Posteriore destro \ Rear right	1992	MS200470140M3	47,00 x 20,00 x 14,00
Posteriore sinistro \ Left rear		MS150350110M3	35,00 x 15,00 x 11,00	175cc. DT 175			
125cc. SR 125				Anteriore destro \ Front right		MS120370120M3	37,00 x 12,00 x 12,00
Anteriore destro \ Front right		MS120370120M3	37,00 x 12,00 x 12,00	Anteriore sinistro \ Front left		MS120370120M3	37,00 x 12,00 x 12,00
Anteriore sinistro \ Front left		MS120370120M3	37,00 x 12,00 x 12,00	Posteriore destro \ Rear right		MS150350110M3	35,00 x 15,00 x 11,00
Posteriore destro \ Rear right		MS150350110M3	35,00 x 15,00 x 11,00	Posteriore sinistro \ Left rear		MS150420130M3	42,00 x 15,00 x 13,00
Posteriore sinistro \ Left rear		MS150420130M3	42,00 x 15,00 x 13,00	200cc. DT 200 R			
125cc. TDR 125				Anteriore destro \ Front right	1988	MS150350110M3	35,00 x 15,00 x 11,00
Anteriore destro \ Front right	1989 - 1993	MS150350110M3	35,00 x 15,00 x 11,00	Anteriore sinistro \ Front left	1988	MS150350110M3	35,00 x 15,00 x 11,00
Anteriore destro \ Front right	1991	MS120370120AA	37,00 x 12,00 x 12,00	Posteriore destro \ Rear right	1988	MS200420120M3	42,00 x 20,00 x 12,00
Anteriore sinistro \ Front left	1989 - 1993	MS150350110M3	35,00 x 15,00 x 11,00	Posteriore sinistro \ Left rear	1988	MS200420120M3	42,00 x 20,00 x 12,00
Anteriore sinistro \ Front left	1991	MS120370120AA	37,00 x 12,00 x 12,00	200cc. RD 200			
Posteriore destro \ Rear right	1989 - 1993	MS200420120M3	42,00 x 20,00 x 12,00	Anteriore destro \ Front right		MS150420130M3	42,00 x 15,00 x 13,00
Posteriore destro \ Rear right	1991	MS150350110M3	35,00 x 15,00 x 11,00	Anteriore sinistro \ Front left		MS150420130M3	42,00 x 15,00 x 13,00
Posteriore sinistro \ Left rear	1991	MS200470140M3 +	47,00 x 20,00 x 14,00	Posteriore destro \ Rear right		MS150350110M3	35,00 x 15,00 x 11,00
Posteriore sinistro \ Left rear	1989 - 1993	MS200420120M3	42,00 x 20,00 x 12,00	Posteriore sinistro \ Left rear		MS150350110M3	35,00 x 15,00 x 11,00
Posteriore sinistro \ Left rear	1990 - 1992	MS200420120M3	42,00 x 20,00 x 12,00	200cc. RD 200 DX			
Posteriore sinistro \ Left rear	1991	MS150350110M3 +	35,00 x 15,00 x 11,00	Anteriore destro \ Front right		MS150420130M3	42,00 x 15,00 x 13,00
125cc. TW 125				Anteriore sinistro \ Front left		MS150420130M3	42,00 x 15,00 x 13,00
Anteriore destro \ Front right	1999 - 2001	MS150350110M3	35,00 x 15,00 x 11,00	Posteriore destro \ Rear right		MS150420130M3	42,00 x 15,00 x 13,00
Anteriore sinistro \ Front left	1999 - 2001	MS150350110M3	35,00 x 15,00 x 11,00	Posteriore sinistro \ Left rear		MS200470140M3	47,00 x 20,00 x 14,00
Posteriore destro \ Rear right	1999 - 2001	MS170400120M3	40,00 x 17,00 x 12,00	200cc. RS 200			
Posteriore sinistro \ Left rear	1999 - 2001	MS170400120M3	40,00 x 17,00 x 12,00	Anteriore destro \ Front right		MS150350110M3	35,00 x 15,00 x 11,00
125cc. TZR 125 R / RR				Anteriore sinistro \ Front left		MS150350110M3	35,00 x 15,00 x 11,00
Anteriore destro \ Front right	1994 - 1995	MS170400120M3	40,00 x 17,00 x 12,00	Posteriore destro \ Rear right		MS150350110M3	35,00 x 15,00 x 11,00
Anteriore destro \ Front right	1991 - 1993	MS170400120DD	40,00 x 17,00 x 12,00	Posteriore sinistro \ Left rear		MS150350110M3	35,00 x 15,00 x 11,00
Anteriore sinistro \ Front left	1994 - 1995	MS170400120M3	40,00 x 17,00 x 12,00	200cc. TW 200			
Anteriore sinistro \ Front left	1991 - 1993	MS170400120DD	40,00 x 17,00 x 12,00	Anteriore destro \ Front right	1994	MS150350110M3	35,00 x 15,00 x 11,00
Posteriore destro \ Rear right	1991 - 1995	MS150350110M3	35,00 x 15,00 x 11,00	Anteriore sinistro \ Front left	1994	MS150350110M3	35,00 x 15,00 x 11,00
Posteriore destro \ Rear right	1988	MS150350110Z1	35,00 x 15,00 x 11,00	Posteriore destro \ Rear right	1994	MS170400120M3	40,00 x 17,00 x 12,00
Posteriore sinistro \ Left rear	1988	MS170470140AA	47,00 x 17,00 x 14,00	Posteriore sinistro \ Left rear	1994	MS170400120M3	40,00 x 17,00 x 12,00
Posteriore sinistro \ Left rear	1991 - 1995	MS150350110M3 +	35,00 x 15,00 x 11,00	200cc. WR 200 RE			
Posteriore sinistro \ Left rear	1991 - 1995	MS200470140M3 +	47,00 x 20,00 x 14,00	Anteriore destro \ Front right	1992 - 1993	MS150350110M3	35,00 x 15,00 x 11,00
125cc. XT 125				Anteriore sinistro \ Front left	1992 - 1993	MS150350110M3	35,00 x 15,00 x 11,00
Anteriore destro \ Front right		MS120370120M3	37,00 x 12,00 x 12,00	Posteriore destro \ Rear right	1992 - 1993	MS200420120M3	42,00 x 20,00 x 12,00
Anteriore sinistro \ Front left		MS120370120M3	37,00 x 12,00 x 12,00	Posteriore sinistro \ Left rear	1992 - 1993	MS200420120M3	42,00 x 20,00 x 12,00
Posteriore destro \ Rear right		MS150350110M3	35,00 x 15,00 x 11,00	250cc. RD 250 / A / B / C / D / LC / YPVS			
Posteriore sinistro \ Left rear		MS150350110M3	35,00 x 15,00 x 11,00	Anteriore destro \ Front right		MS170470140M3	47,00 x 17,00 x 14,00
125cc. XV 125 VIRAGO				Anteriore destro \ Front right		MS120370120M3	37,00 x 12,00 x 12,00
Anteriore destro \ Front right	1997 - 1999	MS150350110M3	35,00 x 15,00 x 11,00	Anteriore sinistro \ Front left		MS120370120M3	37,00 x 12,00 x 12,00
Anteriore sinistro \ Front left	1997 - 1999	MS150350110M3	35,00 x 15,00 x 11,00	Anteriore sinistro \ Front left		MS170470140M3	47,00 x 17,00 x 14,00
Posteriore destro \ Rear right	1997 - 1999	MS150350110M3	35,00 x 15,00 x 11,00	Posteriore destro \ Rear right		MS170470140M3	47,00 x 17,00 x 14,00
Posteriore sinistro \ Left rear	1997 - 1999	MS200520150M3 +	52,00 x 20,00 x 15,00	Posteriore destro \ Rear right		MS150420130M3	42,00 x 15,00 x 13,00
Posteriore sinistro \ Left rear	1997 - 1999	MS150350110M3 +	35,00 x 15,00 x 11,00	Posteriore sinistro \ Left rear		MS200520150M3	52,00 x 20,00 x 15,00
125cc. XVS 125 DRAG STAR				250cc. SR 250 CLASSIC			
Anteriore destro \ Front right	2000	MS170470140M3	47,00 x 17,00 x 14,00	Posteriore destro \ Rear right	1996	MS170400120M3	40,00 x 17,00 x 12,00
Anteriore sinistro \ Front left	2000	MS170470140M3	47,00 x 17,00 x 14,00	Posteriore sinistro \ Left rear	1996	MS200470140M3 +	47,00 x 20,00 x 14,00
Posteriore destro \ Rear right	2000	MS150350110M3	35,00 x 15,00 x 11,00	250cc. TDR 250			
Posteriore sinistro \ Left rear	2000	MS200520150M3 +	52,00 x 20,00 x 15,00	Anteriore destro \ Front right	1988	MS150350110M3	35,00 x 15,00 x 11,00
Posteriore sinistro \ Left rear	2000	MS150350110M3 +	35,00 x 15,00 x 11,00	Anteriore sinistro \ Front left	1988	MS150350110M3	35,00 x 15,00 x 11,00
125cc. Z 125				Posteriore destro \ Rear right	1988	MS150350110M3	35,00 x 15,00 x 11,00
Anteriore destro \ Front right	1988	MS200470140C4	47,00 x 20,00 x 14,00	Posteriore sinistro \ Left rear	1988	MS200470140M3 +	47,00 x 20,00 x 14,00
Anteriore sinistro \ Front left	1988	MS200470140C4	47,00 x 20,00 x 14,00	Posteriore sinistro \ Left rear	1988	MS150350110M3 +	35,00 x 15,00 x 11,00
Posteriore sinistro \ Left rear	1988	MS200420120M3	42,00 x 20,00 x 12,00	250cc. TZ 250			
150cc. CX 150				Anteriore destro \ Front right	1992 - 1995	MS250470120M3	47,00 x 25,00 x 12,00
Anteriore destro \ Front right	1992	MS120320100M3	32,00 x 12,00 x 10,00	Anteriore sinistro \ Front left	1992 - 1995	MS250470120M3	47,00 x 25,00 x 12,00
Anteriore sinistro \ Front left	1992	MS120370120M3	37,00 x 12,00 x 12,00	Posteriore destro \ Rear right	1992 - 1995	MS200470140M3	47,00 x 20,00 x 14,00
				Posteriore sinistro \ Left rear	1992 - 1995	MS200470140M3	47,00 x 20,00 x 14,00

APPLICAZIONI / APPLICATIONS	ANNO / YEAR	ATHENA #	DIMENSIONI / SIZES	APPLICAZIONI / APPLICATIONS	ANNO / YEAR	ATHENA #	DIMENSIONI / SIZES
YAMAHA							
250cc. TZR 250							
Anteriore destro \ Front right	1988 - 1989	MS120370120M3	37,00 x 12,00 x 12,00	Anteriore destro \ Front right		MS150420130M3	42,00 x 15,00 x 13,00
Anteriore sinistro \ Front left	1988 - 1989	MS120370120M3	37,00 x 12,00 x 12,00	Anteriore sinistro \ Front left		MS150420130M3	42,00 x 15,00 x 13,00
Posteriore destro \ Rear right	1988 - 1989	MS150350110M3	35,00 x 15,00 x 11,00	Posteriore destro \ Rear right		MS170470140M3	47,00 x 17,00 x 14,00
Posteriore sinistro \ Left rear	1988 - 1989	MS200470140M3 +	47,00 x 20,00 x 14,00	Posteriore destro \ Rear right		MS170470140M3	47,00 x 17,00 x 14,00
Posteriore sinistro \ Left rear	1988 - 1989	MS150350110M3 +	35,00 x 15,00 x 11,00	Posteriore sinistro \ Left rear		MS150420130M3	42,00 x 15,00 x 13,00
250cc. XS 250							
Anteriore destro \ Front right		MS150420130M3	42,00 x 15,00 x 13,00	Posteriore sinistro \ Left rear		MS200520150M3	52,00 x 20,00 x 15,00
Anteriore sinistro \ Front left		MS150420130M3	42,00 x 15,00 x 13,00	400cc. XT 400			
Posteriore destro \ Rear right		MS150420130M3	42,00 x 15,00 x 13,00	Anteriore destro \ Front right	1983	MS150350110M3	35,00 x 15,00 x 11,00
Posteriore sinistro \ Left rear		MS200520150M3	52,00 x 20,00 x 15,00	Anteriore sinistro \ Front left	1983	MS150350110M3	35,00 x 15,00 x 11,00
250cc. XT 250							
Anteriore destro \ Front right	1981 - 1982	MS150350110M3	35,00 x 15,00 x 11,00	Posteriore destro \ Rear right	1983	MS170400120M3	40,00 x 17,00 x 12,00
Anteriore sinistro \ Front left	1981 - 1982	MS150350110M3	35,00 x 15,00 x 11,00	Posteriore sinistro \ Left rear	1983	MS200520150M3 +	52,00 x 20,00 x 15,00
Posteriore destro \ Rear right	1981 - 1982	MS170400120M3	40,00 x 17,00 x 12,00	Posteriore sinistro \ Left rear	1983	MS170400120M3 +	40,00 x 17,00 x 12,00
Posteriore sinistro \ Left rear	1981 - 1982	MS200470140M3 +	47,00 x 20,00 x 14,00	500cc. RD 500 LC			
Posteriore sinistro \ Left rear	1981 - 1982	MS170400120M3 +	40,00 x 17,00 x 12,00	Anteriore destro \ Front right	1984 - 1985	MS150420130M3	42,00 x 15,00 x 13,00
250cc. XV 250 VIRAGO							
Anteriore destro \ Front right	1989 - 1992	MS150350110M3	35,00 x 15,00 x 11,00	Anteriore sinistro \ Front left	1984 - 1985	MS150420130M3	42,00 x 15,00 x 13,00
Anteriore destro \ Front right	1994 - 1999	MS150350110M3	35,00 x 15,00 x 11,00	Posteriore destro \ Rear right	1984 - 1985	MS200420120M3	42,00 x 20,00 x 12,00
Anteriore sinistro \ Front left	1994 - 1999	MS150350110M3	35,00 x 15,00 x 11,00	Posteriore sinistro \ Left rear	1984 - 1985	MS200420120M3	42,00 x 20,00 x 12,00
Anteriore sinistro \ Front left	1989 - 1992	MS150350110M3	35,00 x 15,00 x 11,00	500cc. SR 500 E / F / G / SP			
Posteriore destro \ Rear right	1989 - 1992	MS150350110M3	35,00 x 15,00 x 11,00	Anteriore destro \ Front right	1981 - 1982	MS170470140M3	47,00 x 17,00 x 14,00
Posteriore destro \ Rear right	1994 - 1999	MS150350110M3	35,00 x 15,00 x 11,00	Anteriore sinistro \ Front left	1981 - 1982	MS170470140M3	47,00 x 17,00 x 14,00
Posteriore sinistro \ Left rear	1994 - 1999	MS200520150M3 +	52,00 x 20,00 x 15,00	Posteriore destro \ Rear right	1981 - 1982	MS170400120M3	40,00 x 17,00 x 12,00
Posteriore sinistro \ Left rear	1989 - 1992	MS200520150M3 +	52,00 x 20,00 x 15,00	Posteriore sinistro \ Left rear	1981 - 1982	MS170400120M3	40,00 x 17,00 x 12,00
Posteriore sinistro \ Left rear	1989 - 1992	MS150350110M3 +	35,00 x 15,00 x 11,00	500cc. XS 500			
Posteriore sinistro \ Left rear	1994 - 1999	MS150350110M3 +	35,00 x 15,00 x 11,00	Anteriore destro \ Front right		MS170470140M3	47,00 x 17,00 x 14,00
350cc. TT 350 S / T / A							
Anteriore destro \ Front right	1985 - 1995	MS150350110M3	35,00 x 15,00 x 11,00	Anteriore sinistro \ Front left		MS170470140M3	47,00 x 17,00 x 14,00
Anteriore sinistro \ Front left	1985 - 1995	MS150350110M3	35,00 x 15,00 x 11,00	Posteriore destro \ Rear right		MS200520150M3	52,00 x 20,00 x 15,00
Posteriore destro \ Rear right	1985 - 1995	MS200420120M3	42,00 x 20,00 x 12,00	Posteriore sinistro \ Left rear		MS250620170M3	62,00 x 25,00 x 17,00
Posteriore sinistro \ Left rear	1985 - 1995	MS200420120M3	42,00 x 20,00 x 12,00	500cc. XT 500			
350cc. XT 350							
Anteriore destro \ Front right	1988 - 1993	MS150350110M3	35,00 x 15,00 x 11,00	Anteriore destro \ Front right	1981 - 1988	MS150350110M3	35,00 x 15,00 x 11,00
Anteriore destro \ Front right	1985 - 1986	MS150350110M3	35,00 x 15,00 x 11,00	Anteriore sinistro \ Front left	1981 - 1988	MS150350110M3	35,00 x 15,00 x 11,00
Anteriore sinistro \ Front left	1988 - 1993	MS150350110M3	35,00 x 15,00 x 11,00	Posteriore destro \ Rear right	1981 - 1988	MS170400120M3	40,00 x 17,00 x 12,00
Anteriore sinistro \ Front left	1985 - 1986	MS150350110M3	35,00 x 15,00 x 11,00	Posteriore sinistro \ Left rear	1981 - 1988	MS170400120M3	40,00 x 17,00 x 12,00
Posteriore destro \ Rear right	1985 - 1986	MS170400120M3	40,00 x 17,00 x 12,00	535cc. XV 535 / VIRAGO			
Posteriore destro \ Rear right	1988 - 1993	MS170400120M3	40,00 x 17,00 x 12,00	Anteriore destro \ Front right	1988 - 2000	MS170470140M3	47,00 x 17,00 x 14,00
Posteriore sinistro \ Left rear	1988 - 1993	MS170400120M3 +	40,00 x 17,00 x 12,00	Anteriore sinistro \ Front left	1988 - 2000	MS170470140M3	47,00 x 17,00 x 14,00
Posteriore sinistro \ Left rear	1985 - 1986	MS200470140M3 +	47,00 x 20,00 x 14,00	Posteriore destro \ Rear right	1996 - 1998	MS170470140M3	47,00 x 17,00 x 14,00
Posteriore sinistro \ Left rear	1988 - 1993	MS200470140M3 +	47,00 x 20,00 x 14,00	Posteriore destro \ Rear right	1988 - 1995	MS150470130BBK	42,00 x 15,00 x 13,00
Posteriore sinistro \ Left rear	1985 - 1986	MS170400120M3 +	40,00 x 17,00 x 12,00	Posteriore sinistro \ Left rear	1988 - 1995	MS150420130M3	42,00 x 15,00 x 13,00
400cc. RD 400							
Anteriore destro \ Front right		MS170470140M3	47,00 x 17,00 x 14,00	Posteriore sinistro \ Left rear	1996 - 1998	MS170470140M3	47,00 x 17,00 x 14,00
Anteriore sinistro \ Front left		MS170470140M3	47,00 x 17,00 x 14,00	550cc. XJ 550			
Posteriore destro \ Rear right		MS170470140M3	47,00 x 17,00 x 14,00	Anteriore destro \ Front right	1981	MS150420130M3	42,00 x 15,00 x 13,00
Posteriore sinistro \ Left rear		MS200520150M3	52,00 x 20,00 x 15,00	Anteriore sinistro \ Front left	1981	MS150420130M3	42,00 x 15,00 x 13,00
400cc. XJ 400							
Anteriore destro \ Front right	1981 - 1982	MS150420130M3	42,00 x 15,00 x 13,00	Posteriore destro \ Rear right	1981	MS170470140M3	47,00 x 17,00 x 14,00
Anteriore sinistro \ Front left	1981 - 1982	MS150420130M3	42,00 x 15,00 x 13,00	Posteriore sinistro \ Left rear	1981	MS200520150M3 +	52,00 x 20,00 x 15,00
Posteriore destro \ Rear right	1981 - 1982	MS170470140M3	47,00 x 17,00 x 14,00	Posteriore sinistro \ Left rear	1981	MS170400120M3 +	40,00 x 17,00 x 12,00
Posteriore sinistro \ Left rear	1981 - 1982	MS200520150M3 +	52,00 x 20,00 x 15,00	550cc. XT 550			
Posteriore sinistro \ Left rear	1981 - 1982	MS170400120M3 +	40,00 x 17,00 x 12,00	Anteriore destro \ Front right		MS150350110M3	35,00 x 15,00 x 11,00
400cc. XS 400							
Anteriore destro \ Front right		MS150420130M3	42,00 x 15,00 x 13,00	Anteriore sinistro \ Front left		MS150350110M3	35,00 x 15,00 x 11,00
600cc. FZ 600							
Anteriore destro \ Front right		MS150420130M3	42,00 x 15,00 x 13,00	Posteriore destro \ Rear right		MS150420130M3	42,00 x 15,00 x 13,00
				Posteriore sinistro \ Left rear		MS150420130M3	42,00 x 15,00 x 13,00
				Anteriore destro \ Front right	1982	MS150420130M3	42,00 x 15,00 x 13,00
				Anteriore sinistro \ Front left	1982	MS150420130M3	42,00 x 15,00 x 13,00
				Posteriore destro \ Rear right	1982	MS170470140M3	47,00 x 17,00 x 14,00
				Posteriore sinistro \ Left rear	1982	MS170400120M3	40,00 x 17,00 x 12,00

APPLICAZIONI / APPLICATIONS	ANNO / YEAR	ATHENA #	DIMENSIONI / SIZES	APPLICAZIONI / APPLICATIONS	ANNO / YEAR	ATHENA #	DIMENSIONI / SIZES
YAMAHA							
Anteriore destro \ Front right	1988	MS150420130M3	42,00 x 15,00 x 13,00	Posteriore destro \ Rear right	1992 - 1999	MS170470140M3	47,00 x 17,00 x 14,00
Anteriore sinistro \ Front left	1988	MS150420130M3	42,00 x 15,00 x 13,00	Posteriore sinistro \ Left rear	1992 - 1999	MS220560160C3 +	56,00 x 22,00 x 16,00
Posteriore destro \ Rear right	1988	MS170470140M3	47,00 x 17,00 x 14,00	Posteriore sinistro \ Left rear	1992 - 1999	MS170400120M3 +	40,00 x 17,00 x 12,00
Posteriore sinistro \ Left rear	1988	MS200520150M3 +	52,00 x 20,00 x 15,00	600cc. XT 600 U/UC/E/K TENERE'			
Posteriore sinistro \ Left rear	1988	MS170400120M3 +	40,00 x 17,00 x 12,00	Anteriore destro \ Front right	1986 - 1999	MS150350110M3	35,00 x 15,00 x 11,00
600cc. FZR 600							
Anteriore destro \ Front right	1989 - 1993	MS150420130M3	42,00 x 15,00 x 13,00	Anteriore sinistro \ Front left	1986 - 1999	MS150350110M3	35,00 x 15,00 x 11,00
Anteriore sinistro \ Front left	1989 - 1993	MS150420130M3	42,00 x 15,00 x 13,00	Posteriore destro \ Rear right	1986 - 1999	MS170400120M3	40,00 x 17,00 x 12,00
Posteriore destro \ Rear right	1989 - 1993	MS170470140M3	47,00 x 17,00 x 14,00	Posteriore sinistro \ Left rear	1986 - 1999	MS200520150M3 +	52,00 x 20,00 x 15,00
Posteriore sinistro \ Left rear	1989 - 1993	MS170400120M3 +	40,00 x 17,00 x 12,00	Posteriore sinistro \ Left rear	1986 - 1999	MS170400120M3 +	40,00 x 17,00 x 12,00
Posteriore sinistro \ Left rear	1989 - 1993	MS220560160C3 +	56,00 x 22,00 x 16,00	600cc. XT 600 L/LC/Z/TENENRE' / T / S / N			
600cc. FZR 600 R							
Anteriore destro \ Front right	1994 - 1995	MS170400120M3	40,00 x 17,00 x 12,00	Anteriore destro \ Front right	1986 - 1990	MS150350110M3	35,00 x 15,00 x 11,00
Anteriore sinistro \ Front left	1994 - 1995	MS170400120M3	40,00 x 17,00 x 12,00	Anteriore sinistro \ Front left	1986 - 1990	MS150350110M3	35,00 x 15,00 x 11,00
Posteriore destro \ Rear right	1994 - 1995	MS200470140M3	47,00 x 20,00 x 14,00	Posteriore destro \ Rear right	1986 - 1990	MS170400120M3	40,00 x 17,00 x 12,00
Posteriore sinistro \ Left rear	1994 - 1995	MS200470140M3 +	47,00 x 20,00 x 14,00	Posteriore sinistro \ Left rear	1986 - 1990	MS200520150M3 +	52,00 x 20,00 x 15,00
Posteriore sinistro \ Left rear	1994 - 1995	MS300620160M3 +	62,00 x 30,00 x 16,00	Posteriore sinistro \ Left rear	1986 - 1990	MS170400120M3 +	40,00 x 17,00 x 12,00
600cc. FZS 600 FAZER							
Anteriore destro \ Front right	2000 - 2001	MS170400120M3	40,00 x 17,00 x 12,00	600cc. YZF 600 R THUNDER CAT			
Anteriore sinistro \ Front left	2000 - 2001	MS170400120M3	40,00 x 17,00 x 12,00	Anteriore destro \ Front right	1995 - 1999	MS170400120M3	40,00 x 17,00 x 12,00
Posteriore destro \ Rear right	2000 - 2001	MS200470140M3	47,00 x 20,00 x 14,00	Anteriore sinistro \ Front left	1995 - 1999	MS170400120M3	40,00 x 17,00 x 12,00
Posteriore sinistro \ Left rear	2000 - 2001	MS200470140M3 +	47,00 x 20,00 x 14,00	Posteriore destro \ Rear right	1995 - 1999	MS200470140M3	47,00 x 20,00 x 14,00
Posteriore sinistro \ Left rear	2000 - 2001	MS300620160M3 +	62,00 x 30,00 x 16,00	Posteriore sinistro \ Left rear	1995 - 1999	MS200470140M3 +	47,00 x 20,00 x 14,00
600cc. SRX 600							
Anteriore destro \ Front right	1986 - 1987	MS150420130M3	42,00 x 15,00 x 13,00	Posteriore sinistro \ Left rear	1995 - 1999	MS300620160M3 +	62,00 x 30,00 x 16,00
Anteriore sinistro \ Front left	1986 - 1987	MS150420130M3	42,00 x 15,00 x 13,00	600cc. YZF 600 R6			
Posteriore destro \ Rear right	1986 - 1987	MS170470140M3	47,00 x 17,00 x 14,00	Anteriore destro \ Front right	1999 - 2005	MS200420120M3	42,00 x 20,00 x 12,00
Posteriore sinistro \ Left rear	1986 - 1987	MS200520150M3 +	52,00 x 20,00 x 15,00	Anteriore sinistro \ Front left	1999 - 2005	MS200420120M3	42,00 x 20,00 x 12,00
Posteriore sinistro \ Left rear	1986 - 1987	MS170400120M3 +	40,00 x 17,00 x 12,00	650cc. XJ 650 G/H/LH/RJ EUROPA			
600cc. TT 600 E							
Anteriore \ Front	1993 - 2000	MS170350100M3	35,00 x 17,00 x 10,00	Anteriore destro \ Front right	1980	MS150420130M3	42,00 x 15,00 x 13,00
Posteriore \ Rear	1993 - 2000	MS200420120M3	42,00 x 20,00 x 12,00	Anteriore sinistro \ Front left	1980	MS150420130M3	42,00 x 15,00 x 13,00
600cc. TT 600 N							
Anteriore destro \ Front right	1985 - 1992	MS150350110M3	35,00 x 15,00 x 11,00	Posteriore destro \ Rear right	1980	MS170470140M3	47,00 x 17,00 x 14,00
Anteriore sinistro \ Front left	1985 - 1992	MS150350110M3	35,00 x 15,00 x 11,00	Posteriore sinistro \ Left rear	1980	MS170400120M3	40,00 x 17,00 x 12,00
Posteriore destro \ Rear right	1985 - 1992	MS200420120M3	42,00 x 20,00 x 12,00	650cc. XJ 650 T/LJ/LK TURBO			
Posteriore sinistro \ Left rear	1985 - 1992	MS200420120M3	42,00 x 20,00 x 12,00	Anteriore destro \ Front right		MS150420130M3	42,00 x 15,00 x 13,00
600cc. TT 600 R							
Anteriore \ Front	1993 - 2000	MS170350100M3	35,00 x 17,00 x 10,00	Anteriore sinistro \ Front left		MS150420130M3	42,00 x 15,00 x 13,00
Posteriore \ Rear	1993 - 2000	MS200420120M3	42,00 x 20,00 x 12,00	Posteriore destro \ Rear right		MS170470140M3	47,00 x 17,00 x 14,00
600cc. TT 600 S							
Anteriore \ Front	1993 - 2000	MS170350100M3	35,00 x 17,00 x 10,00	Posteriore sinistro \ Left rear		MS150420130M3	42,00 x 15,00 x 13,00
Posteriore \ Rear	1993 - 2000	MS200420120M3	42,00 x 20,00 x 12,00	650cc. XS 650			
600cc. XJ 600 H/L/LC/N/NC							
Anteriore destro \ Front right	1989 - 1990	MS150420130M3	42,00 x 15,00 x 13,00	Anteriore destro \ Front right	1981	MS150420130M3	42,00 x 15,00 x 13,00
Anteriore sinistro \ Front left	1989 - 1990	MS150420130M3	42,00 x 15,00 x 13,00	Anteriore sinistro \ Front left	1981	MS170470140M3	47,00 x 17,00 x 14,00
Posteriore destro \ Rear right	1984 - 1984	MS150420130M3	42,00 x 15,00 x 13,00	Posteriore destro \ Rear right	1981	MS170470140M3	47,00 x 17,00 x 14,00
Posteriore sinistro \ Left rear	1984 - 1984	MS150420130M3	42,00 x 15,00 x 13,00	Posteriore sinistro \ Left rear	1981	MS170400120M3	40,00 x 17,00 x 12,00
Posteriore destro \ Rear right	1984 - 1986	MS170470140M3	47,00 x 17,00 x 14,00	650cc. XVS 650			
Posteriore destro \ Rear right	1989 - 1990	MS170470140M3	47,00 x 17,00 x 14,00	Anteriore destro \ Front right	1997 - 1999	MS170470140M3	47,00 x 17,00 x 14,00
Posteriore sinistro \ Left rear	1989 - 1990	MS170400120M3 +	40,00 x 17,00 x 12,00	Anteriore sinistro \ Front left	1997 - 1999	MS170470140M3	47,00 x 17,00 x 14,00
Posteriore sinistro \ Left rear	1984 - 1986	MS200520150M3 +	52,00 x 20,00 x 15,00	Posteriore destro \ Rear right	1997 - 1999	MS150470130BBK	42,00 x 15,00 x 13,00
Posteriore sinistro \ Left rear	1989 - 1990	MS200520150M3 +	52,00 x 20,00 x 15,00	Posteriore sinistro \ Left rear	1997 - 1999	MS150420130M3	42,00 x 15,00 x 13,00
Posteriore sinistro \ Left rear	1984 - 1986	MS170400120M3 +	40,00 x 17,00 x 12,00	660cc. SZR 660			
600cc. XJ 600 S DIVERSION / CHAIN DRIVE							
Anteriore destro \ Front right	1992 - 1999	MS170400120M3	40,00 x 17,00 x 12,00	Anteriore destro \ Front right	1995 - 1997	MS200470140M3 +	47,00 x 20,00 x 14,00
Anteriore sinistro \ Front left	1992 - 1999	MS170400120M3	40,00 x 17,00 x 12,00	Anteriore destro \ Front right	1995 - 1997	MS170400120M3	40,00 x 17,00 x 12,00
750cc. FZ 750							
660cc. XTZ 660 TENERE'							
Anteriore destro \ Front right	1985 - 1990	MS150420130M3	42,00 x 15,00 x 13,00	Anteriore sinistro \ Front left	1991 - 1994	MS150350110M3	35,00 x 15,00 x 11,00
660cc. XTZ 660 TENERE'							
Anteriore destro \ Front right	1991 - 1994	MS150350110M3	35,00 x 15,00 x 11,00	Anteriore sinistro \ Front left	1991 - 1994	MS150350110M3	35,00 x 15,00 x 11,00
Anteriore sinistro \ Front left	1991 - 1994	MS150350110M3	35,00 x 15,00 x 11,00	Posteriore destro \ Rear right	1991 - 1994	MS170400120M3	40,00 x 17,00 x 12,00
Posteriore destro \ Rear right	1991 - 1994	MS170400120M3	40,00 x 17,00 x 12,00	Posteriore sinistro \ Left rear	1991 - 1994	MS200520150M3 +	52,00 x 20,00 x 15,00
Posteriore sinistro \ Left rear	1991 - 1994	MS200520150M3 +	52,00 x 20,00 x 15,00	Posteriore sinistro \ Left rear	1991 - 1994	MS170400120M3 +	40,00 x 17,00 x 12,00
Posteriore sinistro \ Left rear	1991 - 1994	MS170400120M3 +	40,00 x 17,00 x 12,00	750cc. FZ 750			
Posteriore sinistro \ Left rear	1991 - 1994	MS170400120M3 +	40,00 x 17,00 x 12,00	Anteriore destro \ Front right	1985 - 1990	MS150420130M3	42,00 x 15,00 x 13,00

APPLICAZIONI / APPLICATIONS	ANNO / YEAR	ATHENA #	DIMENSIONI / SIZES	APPLICAZIONI / APPLICATIONS	ANNO / YEAR	ATHENA #	DIMENSIONI / SIZES
YAMAHA							
Anteriore sinistro \ Front left	1985 - 1990	MS150420130M3	42,00 x 15,00 x 13,00	Posteriore sinistro \ Left rear	1993 - 1996	MS300620160M3 +	62,00 x 30,00 x 16,00
Posteriore destro \ Rear right	1985 - 1990	MS170470140M3	47,00 x 17,00 x 14,00	850cc. TDM 850			
Posteriore sinistro \ Left rear	1985 - 1990	MS220560160C3 +	56,00 x 22,00 x 16,00	Anteriore destro \ Front right	1991 - 2000	MS170470140M3	47,00 x 17,00 x 14,00
Posteriore sinistro \ Left rear	1985 - 1990	MS170400120M3 +	40,00 x 17,00 x 12,00	Anteriore sinistro \ Front left	1991 - 2000	MS170470140M3	47,00 x 17,00 x 14,00
750cc. FZR 750				Posteriore destro \ Rear right	1991 - 2000	MS170470140M3	47,00 x 17,00 x 14,00
Anteriore destro \ Front right		MS150420130M3	42,00 x 15,00 x 13,00	Posteriore sinistro \ Left rear	1991 - 2000	MS220560160C3 +	56,00 x 22,00 x 16,00
Anteriore sinistro \ Front left		MS150420130M3	42,00 x 15,00 x 13,00	Posteriore sinistro \ Left rear	1991 - 2000	MS170400120M3 +	40,00 x 17,00 x 12,00
Posteriore destro \ Rear right		MS170470140M3	47,00 x 17,00 x 14,00	850cc. TRX 850			
Posteriore sinistro \ Left rear		MS150420130M3	42,00 x 15,00 x 13,00	Anteriore destro \ Front right	1996 - 1997	MS170400120M3	40,00 x 17,00 x 12,00
750cc. FZR 750 R				Anteriore sinistro \ Front left	1996 - 1997	MS170400120M3	40,00 x 17,00 x 12,00
Anteriore destro \ Front right	1989 - 1990	MS200420120M3	42,00 x 20,00 x 12,00	Posteriore destro \ Rear right	1996 - 1997	MS200470140M3	47,00 x 20,00 x 14,00
Anteriore destro \ Front right		MS200420120M3	42,00 x 20,00 x 12,00	Posteriore sinistro \ Left rear	1996 - 1997	MS200470140M3 +	47,00 x 20,00 x 14,00
Anteriore destro \ Front right	1988	MS150420130M3	42,00 x 15,00 x 13,00	Posteriore sinistro \ Left rear	1996 - 1997	MS300620160M3 +	62,00 x 30,00 x 16,00
Anteriore sinistro \ Front left	1989 - 1990	MS200420120M3	42,00 x 20,00 x 12,00	850cc. XS 850			
Anteriore sinistro \ Front left		MS200420120M3	42,00 x 20,00 x 12,00	Anteriore destro \ Front right	1980	MS170470140M3	47,00 x 17,00 x 14,00
Anteriore sinistro \ Front left	1988	MS150420130M3	42,00 x 15,00 x 13,00	Anteriore sinistro \ Front left	1980	MS170470140M3	47,00 x 17,00 x 14,00
Posteriore destro \ Rear right	1989 - 1990	MS250470120DD	47,00 x 25,00 x 12,00	Posteriore sinistro \ Left rear	1980	MS200470140M3	47,00 x 20,00 x 14,00
Posteriore destro \ Rear right	1988	MS170470140M3	47,00 x 17,00 x 14,00	900cc. XJ 900 F SECA			
Posteriore destro \ Rear right		MS250470120M3	47,00 x 25,00 x 12,00	Anteriore destro \ Front right	1985 - 1990	MS150420130M3	42,00 x 15,00 x 13,00
Posteriore sinistro \ Left rear	1988 - 1990	MS250620170M3 +	62,00 x 25,00 x 17,00	Anteriore sinistro \ Front left	1985 - 1990	MS150420130M3	42,00 x 15,00 x 13,00
Posteriore sinistro \ Left rear		MS200420120M3	42,00 x 20,00 x 12,00	Posteriore destro \ Rear right	1985 - 1990	MS170470140M3	47,00 x 17,00 x 14,00
Posteriore sinistro \ Left rear	1989 - 1990	MS200420120M3 +	42,00 x 20,00 x 12,00	Posteriore sinistro \ Left rear	1985 - 1990	MS170400120M3 +	40,00 x 17,00 x 12,00
Posteriore sinistro \ Left rear	1988	MS170470140M3 +	47,00 x 17,00 x 14,00	Posteriore sinistro \ Left rear	1985 - 1990	MS170470140M3 +	47,00 x 17,00 x 14,00
750cc. FZX 750 FASER				900cc. XJ 900 S / DIVERSION			
Anteriore destro \ Front right	1987 - 1988	MS150420130M3	42,00 x 15,00 x 13,00	Anteriore destro \ Front right	1995 - 1997	MS170400120M3	40,00 x 17,00 x 12,00
Anteriore destro \ Front right	1993	MS150420130M3	42,00 x 15,00 x 13,00	Anteriore destro \ Front right	1983 - 1984	MS150420130M3	42,00 x 15,00 x 13,00
Anteriore sinistro \ Front left	1993	MS150420130M3	42,00 x 15,00 x 13,00	Anteriore sinistro \ Front left	1995 - 1997	MS170400120M3	40,00 x 17,00 x 12,00
Anteriore sinistro \ Front left	1987 - 1988	MS150420130M3	42,00 x 15,00 x 13,00	Anteriore sinistro \ Front left	1983 - 1984	MS150420130M3	42,00 x 15,00 x 13,00
Posteriore destro \ Rear right	1987 - 1988	MS170470140M3	47,00 x 17,00 x 14,00	Posteriore destro \ Rear right	1983 - 1984	MS170470140M3	47,00 x 17,00 x 14,00
Posteriore destro \ Rear right	1993	MS170470140M3	47,00 x 17,00 x 14,00	Posteriore destro \ Rear right	1995 - 1997	MS170470140M3	47,00 x 17,00 x 14,00
Posteriore sinistro \ Left rear	1987 - 1988	MS220560160C3 +	56,00 x 22,00 x 16,00	Posteriore sinistro \ Left rear	1983 - 1984	MS170470140M3 +	47,00 x 17,00 x 14,00
Posteriore sinistro \ Left rear	1987 - 1988	MS170400120M3 +	40,00 x 17,00 x 12,00	Posteriore sinistro \ Left rear	1995 - 1997	MS170400120M3 +	40,00 x 17,00 x 12,00
Posteriore sinistro \ Left rear	1993	MS170400120M3 +	40,00 x 17,00 x 12,00	Posteriore sinistro \ Left rear	1983 - 1984	MS170400120M3 +	40,00 x 17,00 x 12,00
750cc. XS 750				Posteriore sinistro \ Left rear	1995 - 1997	MS170420120C4K +	42,00 x 17,00 x 12,00
Anteriore destro \ Front right		MS170470140M3	47,00 x 17,00 x 14,00	1000cc. FZR 1000 GENESIS / EXUP / D / DC / E / EC			
Anteriore sinistro \ Front left		MS170470140M3	47,00 x 17,00 x 14,00	Anteriore destro \ Front right	1989 - 1994	MS170400120M3	40,00 x 17,00 x 12,00
Posteriore destro \ Rear right		MS200520150M3	52,00 x 20,00 x 15,00	Anteriore destro \ Front right	1987 - 1988	MS150420130M3	42,00 x 15,00 x 13,00
Posteriore sinistro \ Left rear		MS200470140M3	47,00 x 20,00 x 14,00	Anteriore sinistro \ Front left	1989 - 1994	MS170400120M3	40,00 x 17,00 x 12,00
750cc. XTZ 750 SUPER TENERE'				Anteriore sinistro \ Front left	1987 - 1988	MS150420130M3	42,00 x 15,00 x 13,00
Anteriore destro \ Front right	1989 - 1995	MS150420130M3	42,00 x 15,00 x 13,00	Posteriore destro \ Rear right	1989 - 1994	MS200520150M3	52,00 x 20,00 x 15,00
Anteriore sinistro \ Front left	1989 - 1995	MS150420130M3	42,00 x 15,00 x 13,00	Posteriore destro \ Rear right	1987 - 1988	MS170470140M3	47,00 x 17,00 x 14,00
Posteriore destro \ Rear right	1993 - 1995	MS170470140M3	47,00 x 17,00 x 14,00	Posteriore sinistro \ Left rear	1989 - 1994	MS200520150M3 +	52,00 x 20,00 x 15,00
Posteriore sinistro \ Left rear	1993 - 1995	MS220560160C3 +	56,00 x 22,00 x 16,00	Posteriore sinistro \ Left rear	1987 - 1988	MS170470140M3 +	47,00 x 17,00 x 14,00
Posteriore sinistro \ Left rear	1989 - 1995	MS170400120M3 +	40,00 x 17,00 x 12,00	Posteriore sinistro \ Left rear	1987 - 1988	MS250620170M3 +	62,00 x 25,00 x 17,00
750cc. XV 750 VIRAGO				Posteriore sinistro \ Left rear	1989 - 1994	MS250620170M3 +	62,00 x 25,00 x 17,00
Anteriore destro \ Front right	1992 - 1996	MS150420130M3	42,00 x 15,00 x 13,00	1000cc. XV 1000 SE / VIRAGO			
Anteriore sinistro \ Front left	1992 - 1996	MS150420130M3	42,00 x 15,00 x 13,00	Anteriore destro \ Front right	1981 - 1982	MS150420130M3	42,00 x 15,00 x 13,00
Posteriore destro \ Rear right	1992 - 1996	MS170470140M3	47,00 x 17,00 x 14,00	Anteriore sinistro \ Front left	1981 - 1982	MS150420130M3	42,00 x 15,00 x 13,00
Posteriore sinistro \ Left rear	1992 - 1996	MS170400120M3	40,00 x 17,00 x 12,00	Posteriore destro \ Rear right	1981 - 1982	MS200520150M3	52,00 x 20,00 x 15,00
750cc. YZF 750 R				Posteriore sinistro \ Left rear	1981 - 1982	MS200470140M3 +	47,00 x 20,00 x 14,00
Anteriore destro \ Front right	1999 - 2000	MS200420120M3	42,00 x 20,00 x 12,00	Posteriore sinistro \ Left rear	1981 - 1982	MS300620160DD +	62,00 x 30,00 x 16,00
Anteriore sinistro \ Front left	1999 - 2000	MS200420120M3	42,00 x 20,00 x 12,00	1000cc. YZF 1000 R THUNDER ACE			
750cc. YZF 750 SP / R				Anteriore destro \ Front right	1996 - 1997	MS200420120M3	42,00 x 20,00 x 12,00
Anteriore destro \ Front right	1993 - 1996	MS200420120M3	42,00 x 20,00 x 12,00	Anteriore sinistro \ Front left	1996 - 1997	MS200420120M3	42,00 x 20,00 x 12,00
Anteriore sinistro \ Front left	1993 - 1996	MS200420120M3	42,00 x 20,00 x 12,00	Posteriore destro \ Rear right	1996 - 1997	MS200520150M3	52,00 x 20,00 x 15,00
Posteriore destro \ Rear right	1993 - 1996	MS200520150M3	52,00 x 20,00 x 15,00	Posteriore sinistro \ Left rear	1996 - 1997	MS200520150M3 +	52,00 x 20,00 x 15,00
Posteriore sinistro \ Left rear	1993 - 1996	MS200520150M3 +	52,00 x 20,00 x 15,00	Posteriore sinistro \ Left rear	1996 - 1997	MS300620160M3 +	62,00 x 30,00 x 16,00

APPLICAZIONI / APPLICATIONS	ANNO / YEAR	ATHENA #	DIMENSIONI / SIZES	APPLICAZIONI / APPLICATIONS	ANNO / YEAR	ATHENA #	DIMENSIONI / SIZES
YAMAHA							
1000cc. YZF 1000 R1							
Anteriore destro \ Front right	1998 - 2005	MS200420120M3	42,00 x 20,00 x 12,00	Anteriore sinistro \ Front left	1999	MS200420120M3	42,00 x 20,00 x 12,00
Anteriore sinistro \ Front left	1998 - 2005	MS200420120M3	42,00 x 20,00 x 12,00	Posteriore destro \ Rear right	1999	MS200520150M3	52,00 x 20,00 x 15,00
1100cc. FJ 1100							
Anteriore destro \ Front right	1984 - 1985	MS150420130M3	42,00 x 15,00 x 13,00	Posteriore sinistro \ Left rear	1999	MS250620170M3 +	62,00 x 25,00 x 17,00
Anteriore sinistro \ Front left	1984 - 1985	MS150420130M3	42,00 x 15,00 x 13,00	Posteriore sinistro \ Left rear	1999	MS200520150M3 +	52,00 x 20,00 x 15,00
Posteriore destro \ Rear right	1984 - 1985	MS200520150M3	52,00 x 20,00 x 15,00	1300cc. XVZ 13 T			
Posteriore sinistro \ Left rear	1984 - 1985	MS250620170M3	62,00 x 25,00 x 17,00	Anteriore destro \ Front right	1989 - 1990	MS170470140M3	47,00 x 17,00 x 14,00
1100cc. XS 1100							
Anteriore destro \ Front right		MS170470140M3	47,00 x 17,00 x 14,00	Anteriore sinistro \ Front left	1989 - 1990	MS170470140M3	47,00 x 17,00 x 14,00
Anteriore destro \ Front right	1978 - 1981	MS150420130M3	42,00 x 15,00 x 13,00	Posteriore destro \ Rear right	1989 - 1990	MS200520150M3	52,00 x 20,00 x 15,00
Anteriore sinistro \ Front left		MS170470140M3	47,00 x 17,00 x 14,00	1300cc. XVZ 13 VENTURE / VENTURE ROYALE			
Anteriore sinistro \ Front left	1978 - 1981	MS170470140M3	47,00 x 17,00 x 14,00	Anteriore destro \ Front right	1996 - 1999	MS200420120M3	42,00 x 20,00 x 12,00
Posteriore destro \ Rear right		MS200520150M3	52,00 x 20,00 x 15,00	Anteriore sinistro \ Front left	1996 - 1999	MS200420120M3	42,00 x 20,00 x 12,00
Posteriore destro \ Rear right	1978 - 1981	MS200520150M3	52,00 x 20,00 x 15,00	Posteriore destro \ Rear right	1996 - 1999	MS200520150M3	52,00 x 20,00 x 15,00
1100cc. XV 1100 VIRAGO							
Anteriore destro \ Front right	1989 - 1992	MS150420130M3	42,00 x 15,00 x 13,00	Posteriore sinistro \ Left rear	1996 - 1999	MS200420120M3	42,00 x 20,00 x 12,00
Anteriore destro \ Front right	1994 - 1996	MS150420130M3	42,00 x 15,00 x 13,00	1600cc. XV 1600			
Anteriore sinistro \ Front left	1989 - 1992	MS150420130M3	42,00 x 15,00 x 13,00	Anteriore destro \ Front right	1999	MS200420120M3	42,00 x 20,00 x 12,00
Anteriore sinistro \ Front left	1994 - 1996	MS150420130M3	42,00 x 15,00 x 13,00	Anteriore sinistro \ Front left	1999	MS200420120M3	42,00 x 20,00 x 12,00
Posteriore destro \ Rear right	1994 - 1996	MS170470140M3	47,00 x 17,00 x 14,00	Posteriore destro \ Rear right	1999	MS200520150M3	52,00 x 20,00 x 15,00
Posteriore destro \ Rear right	1989 - 1992	MS170470140M3	47,00 x 17,00 x 14,00				
Posteriore sinistro \ Left rear	1989 - 1992	MS170400120M3	40,00 x 17,00 x 12,00				
Posteriore sinistro \ Left rear	1994 - 1996	MS170400120M3	40,00 x 17,00 x 12,00				
1100cc. XVS 1100 DRAG STAR							
Anteriore destro \ Front right	1999 - 2000	MS170470140Z	47,00 x 17,00 x 14,00				
Anteriore sinistro \ Front left	1999 - 2000	MS170470140Z	47,00 x 17,00 x 14,00				
Posteriore destro \ Rear right	1999 - 2000	MS170470140M3	47,00 x 17,00 x 14,00				
Posteriore sinistro \ Left rear	1999 - 2000	MS170400120M3	40,00 x 17,00 x 12,00				
1200cc. FJ 1100 / 1200							
Anteriore destro \ Front right		MS150420130M3	42,00 x 15,00 x 13,00				
Anteriore sinistro \ Front left		MS150420130M3	42,00 x 15,00 x 13,00				
Posteriore destro \ Rear right		MS200520150M3	52,00 x 20,00 x 15,00				
Posteriore sinistro \ Left rear		MS200520150M3	52,00 x 20,00 x 15,00				
1200cc. FJ 1200 / ABS							
Anteriore destro \ Front right	1986 - 1992	MS150420130M3	42,00 x 15,00 x 13,00				
Anteriore sinistro \ Front left	1986 - 1992	MS150420130M3	42,00 x 15,00 x 13,00				
Posteriore destro \ Rear right	1986 - 1992	MS200520150M3	52,00 x 20,00 x 15,00				
Posteriore sinistro \ Left rear	1986 - 1992	MS200520150M3 +	52,00 x 20,00 x 15,00				
Posteriore sinistro \ Left rear	1986 - 1992	MS250620170M3 +	62,00 x 25,00 x 17,00				
1200cc. V-MAX 1200							
Anteriore destro \ Front right	1986 - 1992	MS170470140M3	47,00 x 17,00 x 14,00				
Anteriore destro \ Front right	1996 - 1999	MS170470140M3	47,00 x 17,00 x 14,00				
Anteriore sinistro \ Front left	1986 - 1992	MS170470140M3	47,00 x 17,00 x 14,00				
Anteriore sinistro \ Front left	1996 - 1999	MS170470140M3	47,00 x 17,00 x 14,00				
Posteriore destro \ Rear right	1986 - 1992	MS200520150M3	52,00 x 20,00 x 15,00				
Posteriore destro \ Rear right	1996 - 1999	MS200520150M3	52,00 x 20,00 x 15,00				
1200cc. XJR 1200 / SP							
Anteriore destro \ Front right	1995 - 1997	MS170400120M3	40,00 x 17,00 x 12,00				
Anteriore sinistro \ Front left	1995 - 1997	MS170400120M3	40,00 x 17,00 x 12,00				
Posteriore sinistro \ Left rear	1995 - 1997	MS200520150M3 +	52,00 x 20,00 x 15,00				
Posteriore sinistro \ Left rear	1995 - 1997	MS250620170M3 +	62,00 x 25,00 x 17,00				
1200cc. XVZ 12 / D / TD VENTURE ROYALE							
Anteriore destro \ Front right	1988 - 1997	MS170470140M3	47,00 x 17,00 x 14,00				
Anteriore sinistro \ Front left	1988 - 1997	MS170470140M3	47,00 x 17,00 x 14,00				
Posteriore destro \ Rear right	1988 - 1997	MS200520150M3	52,00 x 20,00 x 15,00				
1300cc. XJR 1300 / XJR 1300 SP							
Anteriore destro \ Front right	1999	MS200420120M3	42,00 x 20,00 x 12,00				

KIT RONDELLE / WASHER KIT



ATHENA # M391599500000

Scatola rondelle in fibra / Fibre washer kit

Misure	6x10x1	6x12x1
Dimensions	8x12x1	8x14x1
	10x14x1	10x16x1
	12x16x1	12x18x1
	13x18x1,5	14x20x1
	16x22x1	17x22x1,5
	18x24x1	20x26x1
	22x28x1	

ATHENA # M602099500000

Scatola rondelle in alluminio / Alluminium washer kit

Misure	6x10x1	6x12x1
Dimensions	8x12x1	8x14x1
	10x14x1,5	10x16x1
	12x16x1,5	12x18x1,5
	13x18x1,5	14x20x1,5
	16x22x1,5	17x23x1,5
	18x24x1,5	20x26x1,5
	22x28x1,5	

ATHENA # M511099500000

Scatola rondelle in rame / Copper washre kit

Misure	6x10x1	6x12x1
Dimensions	8x12x1,5	8x14x1
	10x14x1	10x16x1,5
	12x16x1,5	12x18x1,5
	13x18x1,5	14x20x1,5
	16x20x1,5	17x22x1,5
	18x24x1,5	20x26x1,5
	22x28x1,5	

Kit assortimento di 400 pezzi - Rondelle di tutte le misure in Alluminio, Fibra e Rame

ATHENA #	FOGLI MATERIE PRIME PER GUARNIZIONI RAW MATERIAL SHEETS FOR GASKETING	ATHENA #	FOGLI MATERIE PRIME PER GUARNIZIONI RAW MATERIAL SHEETS FOR GASKETING
S01108611000	Senza Amianto / Asbestos free Motorgasket M0110 500x500x0,20 mm	S010986145000	Senza Amianto / Asbestos free Motorgasket MP041 500x500x3,00 mm
S011086113000	Senza Amianto / Asbestos free Motorgasket M0110 500x500x0,25 mm	S011550029000	Senza Amianto Armata / Reinforced Asbestos free Motorgasket M0115 500x500x0,80 mm
S011086115000	Senza Amianto / Asbestos free Motorgasket M0110 500x500x0,30 mm	S011550033000	Senza Amianto Armata / Reinforced Asbestos free Motorgasket M0115 500x500x1,00 mm
S011086119000	Senza Amianto / Asbestos free Motorgasket M0110 500x500x0,40 mm	S011550035000	Senza Amianto Armata / Reinforced Asbestos free Motorgasket M0115 500x500x1,20 mm
S011086123000	Senza Amianto / Asbestos free Motorgasket M0110 500x500x0,50 mm	S011550037000	Senza Amianto Armata / Reinforced Asbestos free Motorgasket M0115 500x500x1,40 mm
S011086125000	Senza Amianto / Asbestos free Motorgasket M0110 500x500x0,60 mm	S011550041000	Senza Amianto Armata / Reinforced Asbestos free Motorgasket M0115 500x500x1,80 mm
S011086127000	Senza Amianto / Asbestos free Motorgasket M0110 500x500x0,70 mm	S013807229000	Senza Amianto Armata / Reinforced Asbestos free Motorgasket M0138 500x500x0,80 mm
S011086129000	Senza Amianto / Asbestos free Motorgasket M0110 500x500x0,80 mm	S013850033000	Senza Amianto Armata / Reinforced Asbestos free Motorgasket M0138 500x500x1,00 mm
S011086133000	Senza Amianto / Asbestos free Motorgasket M0110 500x500x1,00 mm	S013850035000	Senza Amianto Armata / Reinforced Asbestos free Motorgasket M0138 500x500x1,20 mm
S011086135000	Senza Amianto / Asbestos free Motorgasket M0110 500x500x1,20 mm	S013850037000	Senza Amianto Armata / Reinforced Asbestos free Motorgasket M0138 500x500x1,40 mm
S011086138000	Senza Amianto / Asbestos free Motorgasket M0110 500x500x1,50 mm	S013850038000	Senza Amianto Armata / Reinforced Asbestos free Motorgasket M0138 500x500x1,50 mm
S011086143000	Senza Amianto / Asbestos free Motorgasket M0110 500x500x2,00 mm	S013850039000	Senza Amianto Armata / Reinforced Asbestos free Motorgasket M0138 500x500x1,60 mm
S011187919000	Senza Amianto / Asbestos free Motorgasket R2006 500x500x0,40 mm	S013850040000	Senza Amianto Armata / Reinforced Asbestos free Motorgasket M0138 500x500x1,70 mm
S011187923000	Senza Amianto / Asbestos free Motorgasket R2006 500x500x0,50 mm	S013850041000	Senza Amianto Armata / Reinforced Asbestos free Motorgasket M0138 500x500x1,80 mm
S011187924000	Senza Amianto / Asbestos free Motorgasket R2006 500x500x0,55 mm	S013850043000	Senza Amianto Armata / Reinforced Asbestos free Motorgasket M0138 500x500x2,00 mm
S011187925000	Senza Amianto / Asbestos free Motorgasket R2006 500x500x0,60 mm	S014188035000	Senza Amianto Armata / Reinforced Asbestos free Motorgasket M0141 500x500x1,20 mm
S011187927000	Senza Amianto / Asbestos free Motorgasket R2006 500x500x0,70 mm	S014188038000	Senza Amianto Armata / Reinforced Asbestos free Motorgasket M0141 500x500x1,50 mm
S011187929000	Senza Amianto / Asbestos free Motorgasket R2006 500x500x0,80 mm	S014188040000	Senza Amianto Armata / Reinforced Asbestos free Motorgasket M0141 500x500x1,70 mm
S011187933000	Senza Amianto / Asbestos free Motorgasket R2006 500x500x1,00 mm	S014188041000	Senza Amianto Armata / Reinforced Asbestos free Motorgasket M0141 500x500x1,80 mm
S011187935000	Senza Amianto / Asbestos free Motorgasket R2006 500x500x1,20 mm	S014188043000	Senza Amianto Armata / Reinforced Asbestos free Motorgasket M0141 500x500x2,00 mm
S011187938000	Senza Amianto / Asbestos free Motorgasket R2006 500x500x1,50 mm	S014188044000	Senza Amianto Armata / Reinforced Asbestos free Motorgasket M0141 500x500x2,50 mm
S011187939000	Senza Amianto / Asbestos free Motorgasket R2006 500x500x1,60 mm	S014188045000	Senza Amianto Armata / Reinforced Asbestos free Motorgasket M0141 500x500x3,00 mm
S011187941000	Senza Amianto / Asbestos free Motorgasket R2006 500x500x1,80 mm	S213380133000	Gomma Antiolio / Anti-oil Rubber 500x500x1,00 mm
S011187943000	Senza Amianto / Asbestos free Motorgasket R2006 500x500x2,00 mm	S213380138000	Gomma Antiolio / Anti-oil Rubber 500x500x1,50 mm
S011686115000	Senza Amianto / Asbestos free Motorgasket M0116 500x500x0,30 mm	S213380143000	Gomma Antiolio / Anti-oil Rubber 500x500x2,00 mm
S011686117000	Senza Amianto / Asbestos free Motorgasket M0116 500x500x0,40 mm	S213380145000	Gomma Antiolio / Anti-oil Rubber 500x500x3,00 mm
S011686123000	Senza Amianto / Asbestos free Motorgasket M0116 500x500x0,50 mm	S213380147000	Gomma Antiolio / Anti-oil Rubber 500x500x4,00 mm
S011686125000	Senza Amianto / Asbestos free Motorgasket M0116 500x500x0,60 mm	S213380149000	Gomma Antiolio / Anti-oil Rubber 500x500x5,00 mm
S011686129000	Senza Amianto / Asbestos free Motorgasket M0116 500x500x0,80 mm	S362080105000	Carta / Paper - Prespan 500x500x0,10 mm
S011686133000	Senza Amianto / Asbestos free Motorgasket M0116 500x500x1,00 mm	S362080111000	Carta / Paper - Prespan 500x500x0,20 mm
S011686138000	Senza Amianto / Asbestos free Motorgasket M0116 500x500x1,50 mm	S362080115000	Carta / Paper - Prespan 500x500x0,30 mm
S015686111000	Senza Amianto / Asbestos free Motorgasket MP041 500x500x0,20 mm	S362080123000	Carta / Paper - Prespan 500x500x0,50 mm
S015686115000	Senza Amianto / Asbestos free Motorgasket MP041 500x500x0,30 mm	S390080111000	Carta / Paper - Guarnital 500x500x0,20 mm
S015686119000	Senza Amianto / Asbestos free Motorgasket MP041 500x500x0,40 mm	S390080115000	Carta / Paper - Guarnital 500x500x0,30 mm
S015686123000	Senza Amianto / Asbestos free Motorgasket MP041 500x500x0,50 mm	S390080119000	Carta / Paper - Guarnital 500x500x0,40 mm
S015686125000	Senza Amianto / Asbestos free Motorgasket MP041 500x500x0,60 mm	S390080123000	Carta / Paper - Guarnital 500x500x0,50 mm
S015686127000	Senza Amianto / Asbestos free Motorgasket MP041 500x500x0,70 mm	S390080125000	Carta / Paper - Guarnital 500x500x0,60 mm
S015686129000	Senza Amianto / Asbestos free Motorgasket MP041 500x500x0,80 mm	S390080129000	Carta / Paper - Guarnital 500x500x0,80 mm
S015686131000	Senza Amianto / Asbestos free Motorgasket MP041 500x500x0,90 mm	S390080133000	Carta / Paper - Guarnital 500x500x1,00 mm
S015686133000	Senza Amianto / Asbestos free Motorgasket MP041 500x500x1,00 mm	S390080135000	Carta / Paper - Guarnital 500x500x1,20 mm
S015686135000	Senza Amianto / Asbestos free Motorgasket MP041 500x500x1,20 mm	S390080138000	Carta / Paper - Guarnital 500x500x1,50 mm
S015686138000	Senza Amianto / Asbestos free Motorgasket MP041 500x500x1,50 mm	S390080143000	Carta / Paper - Guarnital 500x500x2,00 mm
S015686141000	Senza Amianto / Asbestos free Motorgasket MP041 500x500x1,80 mm	S332183943000	Senza Amianto - Sugherogomma nero / Asbestos free - Rubbercork black 600x600x2,00 mm
S015686143000	Senza Amianto / Asbestos free Motorgasket MP041 500x500x2,00 mm	S332183945000	Senza Amianto - Sugherogomma nero / Asbestos free - Rubbercork black 600x600x3,00 mm
S010986111000	Senza Amianto / Asbestos free Motorgasket M0109 500x500x0,20 mm	S332183947000	Senza Amianto - Sugherogomma nero / Asbestos free - Rubbercork black 600x600x4,00 mm
S010986115000	Senza Amianto / Asbestos free Motorgasket M0109 500x500x0,30 mm	S332184249000	Senza Amianto - Sugherogomma nero / Asbestos free - Rubbercork black 500x500x5,00 mm
S010986119000	Senza Amianto / Asbestos free Motorgasket M0109 500x500x0,40 mm	S332184250000	Senza Amianto - Sugherogomma nero / Asbestos free - Rubbercork black 500x500x6,00 mm
S010986123000	Senza Amianto / Asbestos free Motorgasket M0109 500x500x0,50 mm	S332184251000	Senza Amianto - Sugherogomma nero / Asbestos free - Rubbercork black 500x500x7,00 mm
S010986125000	Senza Amianto / Asbestos free Motorgasket M0109 500x500x0,60 mm	S331085333000	Senza Amianto - Sugherogomma / Asbestos free - Rubbercork M-331085 500x500x1,00 mm
S010986128000	Senza Amianto / Asbestos free Motorgasket M0109 500x500x0,75 mm	S331085338000	Senza Amianto - Sugherogomma / Asbestos free - Rubbercork M-331085 500x500x1,50 mm
S010986129000	Senza Amianto / Asbestos free Motorgasket M0109 500x500x0,80 mm	S331085343000	Senza Amianto - Sugherogomma / Asbestos free - Rubbercork M-331085 500x500x2,00 mm
S010986133000	Senza Amianto / Asbestos free Motorgasket M0109 500x500x1,00 mm	S331085345100	Senza Amianto - Sugherogomma / Asbestos free - Rubbercork M-331085 500x500x3,00 mm
S010986138000	Senza Amianto / Asbestos free Motorgasket M0109 500x500x1,50 mm	S331085347000	Senza Amianto - Sugherogomma / Asbestos free - Rubbercork M-331085 500x500x4,00 mm
S010986139000	Senza Amianto / Asbestos free Motorgasket M0109 500x500x1,65 mm	S331085349000	Senza Amianto - Sugherogomma / Asbestos free - Rubbercork M-331085 500x500x5,00 mm
S010986143000	Senza Amianto / Asbestos free Motorgasket M0109 500x500x2,00 mm		

INDICAZIONE APPLICAZIONI	APPLICATION LIST
Motorgasket M0110	Materiale per basi e carter motore / Materiel suggested to be used in cyl. base gaskets and engine carter gaskets
Motorgasket M0116	Materiale per carter motore laterali e coperchi pompe / Materiel suggested to be used in lateral cover gaskets and cover pump gaskets
Motorgasket MP041	Materiale universale economico cartaceo / Economic universal material
Guarnital	Materiale universale economico cartaceo / Economic universal material
Motorgasket M0138	Materiale armato per teste cilindro e scarico / Materiel reinforced suggested to be used in cyl head gaskets and exhaust gaskets
Motorgasket M0141	Materiale armato per teste cilindro e scarico / Materiel reinforced suggested to be used in cyl head gaskets and exhaust gaskets

CUSCINETTI SFUSI / LOOSE BEARINGS

ATHENA #	NOTE / NOTES	DIMENSIONI / SIZES	ATHENA #	NOTE / NOTES	DIMENSIONI / SIZES
MS800220700AA	Cuscinetto 608 - SKF	0,00 x 0,00 x 0,00	MS150350110N3	Cuscinetto 6202TN9/C3 - SKF	15,00 x 35,00 x 11,00
MS3005201600643X		0,00 x 0,00 x 0,00	MS150350110SL	Cuscinetto 6202 - SL	15,00 x 35,00 x 11,00
MS800220700DDK	Cuscinetto 6082RS - KOYO	0,00 x 0,00 x 0,00	MS150350110D1	Cuscinetto 6202/RS1 - SKF	15,00 x 35,00 x 11,00
MU120180120AA	Cuscinetto a rulli BK1212 - SKF	0,00 x 0,00 x 0,00	MS150350110DDK	Cuscinetto 6202/2RS1 - KOYO	15,00 x 35,00 x 11,00
MU130190120AA	Cuscinetto a rulli HK1312 - SKF	0,00 x 0,00 x 0,00	MS150350110DD	Cuscinetto 6202/2RS1 - SKF	15,00 x 35,00 x 11,00
MU140200120AA	Cuscinetto a rulli HK 1412 - SKF	0,00 x 0,00 x 0,00	MS150350140M3	Cuscinetto 62202/2RSC3 - SKF	15,00 x 35,00 x 14,00
MU220280160AA	Cuscinetto a rulli HK 2216 - SKF	0,00 x 0,00 x 0,00	MS150420130C3K	Cuscinetto 6302 C3 - KOYO	15,00 x 42,00 x 13,00
MS280520160XQ	Cuscinetto 320-28X-Q-SKF	0,00 x 0,00 x 0,00	MS150420130AA	Cuscinetto 6302 - SKF	15,00 x 42,00 x 13,00
MC174013/25J2	Cuscinetto 30203J2 - SKF	0,00 x 0,00 x 0,00	MS150420130Z3	Cuscinetto 6302/ZC3 - SKF	15,00 x 42,00 x 13,00
MR180240120HK	Cuscinetto HK 1812 - SKF	0,00 x 0,00 x 0,00	MS150420130DDK	Cuscinetto 6302/2RS1 - KOYO	15,00 x 42,00 x 13,00
MS04013005DD	Cuscinetto 624 2RS1 - SKF	0,00 x 0,00 x 0,00	MS150420130Z1	Cuscinetto 6302/Z - SKF	15,00 x 42,00 x 13,00
MS650100110C3	Cuscinetto 16013C3 - SKF	0,00 x 0,00 x 0,00	MS150420130D1	Cuscinetto 6302/RS1 - SKF	15,00 x 42,00 x 13,00
MS220400080DDK	Cuscinetto 6922 - KOYO	0,00 x 0,00 x 0,00	MS150470130BBK	Cuscinetto 6302RS - KOYO	15,00 x 42,00 x 13,00
MC204715/25J2	Cuscinetto 30204J2 - SKF	0,00 x 0,00 x 0,00	MS150420130Z2	Cuscinetto 302/Z2 - SKF	15,00 x 42,00 x 13,00
MC250520192XX	Cuscinetto 32205 BJ2 - SKF	0,00 x 0,00 x 0,00	MS150420130M3	Cuscinetto 6302/2RSC3 - SKF	15,00 x 42,00 x 13,00
MC300550182XX	Cuscinetto 32006 X/Q - SKF	0,00 x 0,00 x 0,00	MS150420130DD	Cuscinetto 6302/2RS1 - SKF	15,00 x 42,00 x 13,00
MR250520150AA	Cuscinetto NU205 ECP-SKF	0,00 x 0,00 x 0,00	MS150420130Z2K	Cuscinetto 6302/Z2 - KOYO	15,00 x 42,00 x 13,00
MR250520150N2	Cuscinetto N205 ECP - SKF	0,00 x 0,00 x 0,00	MU160220160AA	Cuscinetto a rulli HK 1616 B-MONDIAL	16,00 x 22,00 x 16,00
MR26052015063	Cuscinetto 639174 - SKF	0,00 x 0,00 x 0,00	MS170300070DD	Cuscinetto 61903/2RS1 - SKF	17,00 x 30,00 x 7,00
MS090240070Z2	Cuscinetto 609 Z2 - SKF	0,00 x 0,00 x 0,00	MS170350100C3	Cuscinetto 6003C3 - SKF	17,00 x 35,00 x 10,00
MS1002600802RSL	Cuscinetto 6000 2RSL - SKF	0,00 x 0,00 x 0,00	MS170350100SL	Cuscinetto 6003 2RS - SL	17,00 x 35,00 x 10,00
MS100350110Z1	Cuscinetto 6300-Z - SKF	0,00 x 0,00 x 0,00	MS170350100C3K	Cuscinetto 6003C3 - KOYO	17,00 x 35,00 x 10,00
MS120320100ZC3	Cuscinetto 6201-Z/C3 - SKF	0,00 x 0,00 x 0,00	MS1703501002RZ	Cuscinetto 6003/2RSL - SKF	17,00 x 35,00 x 10,00
MS150350110ZC3	Cuscinetto 6202-Z/C3 - SKF	0,00 x 0,00 x 0,00	MS170350100M3	Cuscinetto 6003/2RSC3 - SKF	17,00 x 35,00 x 10,00
MS170400120C4	Cuscinetto 6203/C4 - SKF	0,00 x 0,00 x 0,00	MS170350100Z2	Cuscinetto 6003Z2 - SKF	17,00 x 35,00 x 10,00
MS170400120ZC3	Cuscinetto 6203-Z/C3 - SKF	0,00 x 0,00 x 0,00	MS170400120DDK	Cuscinetto 203/2RS1 - KOYO	17,00 x 40,00 x 12,00
MS250470120RSH	Cuscinetto 6005-RSH - SKF	0,00 x 0,00 x 0,00	MS170400120SL	Cuscinetto 6203 - SL	17,00 x 40,00 x 12,00
MS250520150N4K	Cuscinetto 6205FG C4 - KOYO	0,00 x 0,00 x 0,00	MS170400120N4	Cuscinetto 6203ETN9/C4 - SKF	17,00 x 40,00 x 12,00
MR25052016230	Cuscinetto 30205 J2/Q - SKF	0,00 x 0,00 x 0,00	MS170400120Z1	Cuscinetto 6203Z - SKF	17,00 x 40,00 x 12,00
MS800220700C3	Cuscinetto 608-2RSH/C3LHT23 - SKF	0,00 x 0,00 x 0,00	MS170400120Z2	Cuscinetto 6203Z2 - SKF	17,00 x 40,00 x 12,00
M881007022007	Cuscinetto	7,00 x 22,00 x 7,00	MS170400120AA	Cuscinetto 6203 - SKF	17,00 x 40,00 x 12,00
MS080280090ZAK	Cuscinetto 638 ZZC3/2E - KOYO	8,00 x 28,00 x 9,00	MS170400120M3	Cuscinetto 6203/2RS1C3 - SKF	17,00 x 40,00 x 12,00
MU100140120AA	Cuscinetto HK1012 - SKF	10,00 x 14,00 x 12,00	MS170400120D1	Cuscinetto 6203/RS1 - SKF	17,00 x 40,00 x 12,00
MS100260800DD	Cuscinetto 6000/2RS1 - SKF	10,00 x 26,00 x 8,00	MS170400160M3	Cuscinetto 62203/2RSC3 - SKF	17,00 x 40,00 x 16,00
MS100260800C3	Cuscinetto 6000C3 - SKF	10,00 x 26,00 x 8,00	MS170400175JV	Cuscinetto 3203 ATN9 - SKF	17,00 x 40,00 x 17,50
MS100300900SL	Cuscinetto 6200 C3 - SL	10,00 x 30,00 x 9,00	MS170400206DD	Cuscinetto WS5203LLUPX1 - KOYO	17,00 x 40,00 x 20,60
MS100300900AA	Cuscinetto 6200 - SKF	10,00 x 30,00 x 9,00	MS170470222JV	Cuscinetto 3303ATN9 - SKF	17,00 x 40,00 x 22,20
MS100300900C3	Cuscinetto 6200/C3 - SKF	10,00 x 30,00 x 9,00	MS170420120C4K	Cuscinetto TMB 203A/42C4 - KOYO	17,00 x 42,00 x 12,00
MS100300900DDK	Cuscinetto 6200/2RS - KOYO	10,00 x 30,00 x 9,00	MS170470140DD	Cuscinetto 6303/2RS1 - SKF	17,00 x 47,00 x 14,00
MS100350110M3	Cuscinetto 6300/2RSC3 - SKF	10,00 x 35,00 x 11,00	MS170470140Z1	Cuscinetto 6303Z - SKF	17,00 x 47,00 x 14,00
MS120240600DD	Cuscinetto 61901/2RS1 - SKF	12,00 x 24,00 x 6,00	MS170470140AA	Cuscinetto 6303	17,00 x 47,00 x 14,00
M881012024006	Cuscinetto	12,00 x 24,00 x 6,00	MS170470140C4	Cuscinetto 6303/C4 - SKF	17,00 x 47,00 x 14,00
M881012028007	Cuscinetto - KOYO	12,00 x 28,00 x 7,00	MS170470140C3K	Cuscinetto 6303/C3 - KOYO	17,00 x 47,00 x 14,00
MS120280800AA	Cuscinetto 6001 - SKF	12,00 x 28,00 x 8,00	MS170470140C3	Cuscinetto 6303/C3 - SKF	17,00 x 47,00 x 14,00
MS120280800Z2	Cuscinetto 6001Z2 - SKF	12,00 x 28,00 x 8,00	MS170470140DDK	Cuscinetto 6303/2RS1 - KOYO	17,00 x 47,00 x 14,00
MS1202808001Z	Cuscinetto 6001Z - SKF	12,00 x 28,00 x 8,00	MS170620170C3K	Cuscinetto 6403/C3 - KOYO	17,00 x 62,00 x 17,00
MS120280800DD	Cuscinetto 6001/2RSH - SKF	12,00 x 28,00 x 8,00	MS170620170C3	Cuscinetto 6403/C3 - SKF	17,00 x 62,00 x 17,00
MS120280800DDK	Cuscinetto 6001/2RS1 - KOYO	12,00 x 28,00 x 8,00	MS170720130DDK	Cuscinetto DG 1742RSC3 - KOYO	17,00 x 72,00 x 13,00
MS120320100M3	Cuscinetto 6201/2RSH C3 - SKF	12,00 x 32,00 x 10,00	MU180240160AA	Cuscinetto a rulli HK 1816-MONDIAL	18,00 x 24,00 x 16,00
MS120320100C3	Cuscinetto 6201/C3 - SKF	12,00 x 32,00 x 10,00	MS070190060DD	Cuscinetto 607 2RSH - SKF	19,00 x 7,00 x 6,00
MS120320100Z2	Cuscinetto 6201Z2 - SKF	12,00 x 32,00 x 10,00	MU200260120AA	Cuscinetto a rulli HK 2012 - MONDIAL	20,00 x 26,00 x 12,00
MS120320100AA	Cuscinetto 6201	12,00 x 32,00 x 10,00	MU200260160AA	Cuscinetto a rulli HK 2016 - MONDIAL	20,00 x 26,00 x 16,00
MS120320100Z1	Cuscinetto 6201Z - SKF	12,00 x 32,00 x 10,00	MS200370900DDK	Cuscinetto 6904/2RS1 - KOYO	20,00 x 37,00 x 9,00
MS120370120SL	Cuscinetto 6301 - SL	12,00 x 37,00 x 12,00	MS200370900DD	Cuscinetto 61904/2RS1 - SKF	20,00 x 37,00 x 9,00
MS120370120Z2	Cuscinetto 6301Z2 - SKF	12,00 x 37,00 x 12,00	MS200420120C3	Cuscinetto 6004/C3 - SKF	20,00 x 42,00 x 12,00
MS120370120DD	Cuscinetto 6301-2RS1 - SKF	12,00 x 37,00 x 12,00	MS200420120C3K	Cuscinetto 6004/C3 - KOYO	20,00 x 42,00 x 12,00
MS150280070DD	Cuscinetto 61902/2RS1 - SKF	15,00 x 28,00 x 7,00	MS200420120M3	Cuscinetto 6004/2RSC3 - SKF	20,00 x 42,00 x 12,00
MS150320900Z2	Cuscinetto 6002Z2 - SKF	15,00 x 32,00 x 9,00	MS200420120M3K	Cuscinetto 6004/2RSC3 - KOYO	20,00 x 42,00 x 12,00
MS150320900AA	Cuscinetto 6002 - SKF	15,00 x 32,00 x 9,00	MS200420120DDK	Cuscinetto 6004/2RS1 - KOYO	20,00 x 42,00 x 12,00
MS150320900SL	Cuscinetto 6002 2RS C3 - SL	15,00 x 32,00 x 9,00	MS200420120N3	Cuscinetto 6004TN9/C3 - SKF	20,00 x 42,00 x 12,00
MS150320900DD	Cuscinetto 6002/2RS1 - SKF	15,00 x 32,00 x 9,00	MS200420120DD	Cuscinetto 6004/2RS1 - SKF	20,00 x 42,00 x 12,00
MS150350110M3	Cuscinetto 6202/2RSC3 - SKF	15,00 x 35,00 x 11,00	MS200420120C4	Cuscinetto 6004/C4H - SKF	20,00 x 42,00 x 12,00
MS150350110Z2	Cuscinetto 6202 Z2 - SKF	15,00 x 35,00 x 11,00	MS200420120Z2	Cuscinetto 6004 Z2 - SKF	20,00 x 42,00 x 12,00
MS150350110C3K	Cuscinetto 6202/C3 - KOYO	15,00 x 35,00 x 11,00	MS200420120AA	Cuscinetto 6004 Z2 - SKF	20,00 x 42,00 x 12,00
MS150350110C4	Cuscinetto 6202/C4 - SKF	15,00 x 35,00 x 11,00	MS200420160BB	Cuscinetto 63004/2RS1 - SKF	20,00 x 42,00 x 16,00

ATHENA #	NOTE / NOTES	DIMENSIONI / SIZES	ATHENA #	NOTE / NOTES	DIMENSIONI / SIZES
MS200420160M3	Cuscinetto 63004-2RS1/C3 - SKF	20,00 x 42,00 x 16,00	MS250620170DD	Cuscinetto 6305/2RS1 - SKF	25,00 x 62,00 x 17,00
MS200470140M3	Cuscinetto 6204/2RSC3 - SKF	20,00 x 47,00 x 14,00	MS250620170SS	Cuscinetto 83406 - KOYO	25,00 x 62,00 x 17,00
MS200470140BSK	Cuscinetto 6204 2RS - KOYO	20,00 x 47,00 x 14,00	MS250620170YSK	Cuscinetto 6305HYRINLT - KOYO	25,00 x 62,00 x 17,00
MS200470140A1	Cuscinetto 6204 - SKF	20,00 x 47,00 x 14,00	MS250620170C5	Cuscinetto 6305/C5 - SKF	25,00 x 62,00 x 17,00
MS200470140C5	Cuscinetto 6204/C5 - SKF	20,00 x 47,00 x 14,00	MS250620170DDK	Cuscinetto 6305/2RS1 - KOYO	25,00 x 62,00 x 17,00
MS200470140N3	Cuscinetto 6204TN9/C3 - SKF	20,00 x 47,00 x 14,00	MS250620170M3	Cuscinetto 6305/2RSC3 - SKF	25,00 x 62,00 x 17,00
MS200470140SL	Cuscinetto 6204 - SL	20,00 x 47,00 x 14,00	MS250620170C3	Cuscinetto 6305/C3 - SKF	25,00 x 62,00 x 17,00
MS2004701402Z	Cuscinetto 62042Z - SKF	20,00 x 47,00 x 14,00	MS250620170N3	Cuscinetto 6305 TN9 C3 - SKF	25,00 x 62,00 x 17,00
MS200470140M3K	Cuscinetto 6204-2RS C3 - KOYO	20,00 x 47,00 x 14,00	MS250620170N4	Cuscinetto 6305TN9/C4 - SKF	25,00 x 62,00 x 17,00
MS200470140R3	Cuscinetto 6204 NR/C3 - SKF	20,00 x 47,00 x 14,00	MS2506201702Z	Cuscinetto 6305-2Z - SKF	25,00 x 62,00 x 17,00
MS200470140YKK	Cuscinetto 83299-9RTCS31 - KOYO	20,00 x 47,00 x 14,00	MS250620170AA	Cuscinetto 6305 - SKF	25,00 x 62,00 x 17,00
MS200470206JV	Cuscinetto 3204 ATN9 - SKF	20,00 x 47,00 x 20,00	MS250680120TA		25,00 x 68,00 x 12,00
MS200470206DD	Cuscinetto 3204 2RS1 TN9/MT33 - SKF	20,00 x 47,00 x 20,60	MS280680180C4K	Cuscinetto TMB3/2R2C4 (92045-1370) - NTN	28,00 x 38,00 x 18,00
MS200520120AA	Cuscinetto BB1B447205A - SKF	20,00 x 52,00 x 12,00	MS280520120DDK	Cuscinetto 60/28 2RS - KOYO	28,00 x 52,00 x 12,00
MS200520120EE	Cuscinetto BB1-3055B	20,00 x 52,00 x 12,00	MS280580160C3	Cuscinetto 62/28 C3 - SKF	28,00 x 58,00 x 16,00
MS200520150C3	Cuscinetto 6304/C3 - SKF	20,00 x 52,00 x 15,00	MS280580160C3K	Cuscinetto 62/28 C3 - KOYO	28,00 x 58,00 x 16,00
MS200520150C4K	Cuscinetto 6304/C4 - KOYO	20,00 x 52,00 x 15,00	MS280580160DDK	Cuscinetto 62/28 2RS1 - KOYO	28,00 x 58,00 x 16,00
MS200520150AA	Cuscinetto 6304 - SKF	20,00 x 52,00 x 15,00	MS280680180YSK	Cuscinetto 63/28 - 3HR - KOYO	28,00 x 68,00 x 18,00
MS200520150DDK	Cuscinetto 6304/2RS1 - KOYO	20,00 x 52,00 x 15,00	MS280680180C3K	Cuscinetto 63/28 C3 - KOYO	28,00 x 68,00 x 18,00
MS200520150DD	Cuscinetto 6304/2RSH - SKF	20,00 x 52,00 x 15,00	MS300470900DDK	Cuscinetto 6906/2RS - KOYO	30,00 x 47,00 x 9,00
MS200520150M3	Cuscinetto 6304/2RSC3 - SKF	20,00 x 52,00 x 15,00	MS300470900AA	Cuscinetto 6906 - NTN	30,00 x 47,00 x 9,00
MS2005201502Z	Cuscinetto 6304/2Z - SKF	20,00 x 52,00 x 15,00	MS3005501302Z	Cuscinetto 6006 2Z - SKF	30,00 x 55,00 x 13,00
MS200520150D3	Cuscinetto 6304 RSH/C3	20,00 x 52,00 x 15,00	MS300550130D3	Cuscinetto 6006/2RS1/C3 - SKF	30,00 x 55,00 x 13,00
MS200520150D1	Cuscinetto 6304-RS1 - SKF	20,00 x 52,00 x 15,00	MS300550130DDK	Cuscinetto 6006/2RS - KOYO	30,00 x 55,00 x 13,00
MS200520206N3	Cuscinetto 3205 ATN9/C3 - SKF	20,00 x 52,00 x 20,60	MS300620160M3	Cuscinetto 6206/2RSC3 - SKF	30,00 x 62,00 x 16,00
MS200520222JV	Cuscinetto 3304 ATN9 - SKF	20,00 x 52,00 x 22,20	MS3006201602Z	Cuscinetto 6206/2Z - SKF	30,00 x 62,00 x 16,00
MU220280120AA	Cuscinetto a rulli HK 2212 - MONDIAL	22,00 x 28,00 x 12,00	MS300620160DDK	Cuscinetto 6206/2RS - KOYO	30,00 x 62,00 x 16,00
MR390600160AA	Cuscinetto JU8E-NK - NTN	22,00 x 44,00 x 12,00	MS300620160YSK	Cuscinetto 830046-14S1 - KOYO	30,00 x 62,00 x 16,00
MS220560160AA	Cuscinetto SXO4BIOC38 - NTN	22,00 x 44,00 x 12,00	MS300620160C3K	Cuscinetto 6206C3 - KOYO	30,00 x 62,00 x 16,00
MS220440120DDK	Cuscinetto 60/22 2RS - KOYO	22,00 x 44,00 x 12,00	MS300620160C4	Cuscinetto 6206C4 - SKF	30,00 x 62,00 x 16,00
MS220500140DDK	Cuscinetto 62/22 2RS1 - KOYO	22,00 x 50,00 x 14,00	MS300620160EYK	Cuscinetto RSH2S-9T2CS40 - KOYO	30,00 x 62,00 x 16,00
MS220560160C4K	Cuscinetto 63/22 C4 - KOYO	22,00 x 56,00 x 16,00	MS300620160DD	Cuscinetto 6206/2RS1 - SKF	30,00 x 62,00 x 16,00
MS220560160C3	Cuscinetto 63/22 C3 - SKF	22,00 x 56,00 x 16,00	MS300620160C3	Cuscinetto 6206/C3 - SKF	30,00 x 62,00 x 16,00
MS220560160C3K	Cuscinetto 63/22 C3 - KOYO	22,00 x 56,00 x 16,00	MS300620160N3	Cuscinetto 6206TN9/C3 - SKF	30,00 x 62,00 x 16,00
MU250380150AA	Cuscinetto a rulli 10-4392 E 14C - MONDIAL	25,00 x 38,00 x 15,00	MS300620160N4	Cuscinetto 6206/TN9C4H - SKF	30,00 x 62,00 x 16,00
MS250470800AAK	Cuscinetto 16005 SH2 C3 - KOYO	25,00 x 47,00 x 8,00	MS300640160YSK	Cuscinetto 830046-3 SH2S-9TZ - KOYO	30,00 x 64,00 x 16,00
MS250470800AA	Cuscinetto 16005 - SKF	25,00 x 47,00 x 8,00	MS300720190Q3	Cuscinetto 6306-NR/C3 - SKF	30,00 x 72,00 x 19,00
MS250470120DD	Cuscinetto 6005/2RS1 - SKF	25,00 x 47,00 x 12,00	MS300720190YYK	Cuscinetto 6306YAIC4 - KOYO	30,00 x 72,00 x 19,00
MS250470120N3	Cuscinetto 6005TN9/C3 - SKF	25,00 x 47,00 x 12,00	MS300720190C3	Cuscinetto 6306C3 - SKF	30,00 x 72,00 x 19,00
MS250470120DDK	Cuscinetto 6005/2RS1 - KOYO	25,00 x 47,00 x 12,00	MS300720190YSK	Cuscinetto 83C072C SH2-9TCS36 - KOYO	30,00 x 72,00 x 19,00
MS250470120M3	Cuscinetto 6005/2RSC3 - SKF	25,00 x 47,00 x 12,00	MS300720190N3	Cuscinetto 6306 TN9 C3 - SKF	30,00 x 72,00 x 19,00
MS250470120AA	Cuscinetto 6005 - SKF	25,00 x 47,00 x 12,00	MS300720190DD	Cuscinetto 6306/2RS1 - SKF	30,00 x 72,00 x 19,00
MS2504701202ZK	Cuscinetto 60052Z - KOYO	25,00 x 47,00 x 12,00	MS300720190NR	Cuscinetto 6306-NR - SKF	30,00 x 72,00 x 19,00
MS250470120C3K	Cuscinetto 6005/C3 - KOYO	25,00 x 47,00 x 12,00	MS3007201902Z	Cuscinetto 6306-2Z - SKF	30,00 x 72,00 x 19,00
MC250470150XX	Cuscinetto 32005 X/Q - SKF	25,00 x 47,00 x 15,00	MS300720190C3K	Cuscinetto 6306C3 - SKF	30,00 x 72,00 x 19,00
MS250470160DD	Cuscinetto 63005/2RS1 - SKF	25,00 x 47,00 x 16,00	MS320580130BBK	Cuscinetto 60/32 RKB - KOYO	32,00 x 58,00 x 13,00
MS250520900AA	Cuscinetto 98205 - SKF	25,00 x 52,00 x 9,00	MS320650160YYK	Cuscinetto 62/32/LBYRI - KOYO	32,00 x 65,00 x 16,00
MS250520130AA	Cuscinetto BB1-3056C - SKF	25,00 x 52,00 x 13,00	MS320650170BBK	Cuscinetto 62/32 2RS - KOYO	32,00 x 65,00 x 17,00
MS250520150N4	Cuscinetto 6205ETN9/C4 - SKF	25,00 x 52,00 x 15,00	MS320650170C3K	Cuscinetto 62/32 C3 - KOYO	32,00 x 65,00 x 17,00
MS250520150N3	Cuscinetto 6205TN9/C3 - SKF	25,00 x 52,00 x 15,00	MR320680170AAK	Cuscinetto 06NO702W-I - KOYO	32,00 x 68,00 x 17,00
MS250520150DD	Cuscinetto 6205/2RSH - SKF	25,00 x 52,00 x 15,00	MS350550150JW		35,00 x 55,00 x 15,00
MS250520150C3K	Cuscinetto 6205 C3 - KOYO	25,00 x 52,00 x 15,00	MS350620900C3	Cuscinetto 16007 C3 - SKF	35,00 x 62,00 x 9,00
MS2505201502Z	Cuscinetto 6205 2Z - SKF	25,00 x 52,00 x 15,00	MS350620140DDK	Cuscinetto 6007 2RS - KOYO	35,00 x 62,00 x 14,00
MS250520150NR	Cuscinetto 6205NR - SKF	25,00 x 52,00 x 15,00	MS720350150C3TA	Cuscinetto TM-SC07A87CS32PX11 - NTN	35,00 x 72,00 x 15,00
MS250520150DDK	Cuscinetto 6205/2RS1 - KOYO	25,00 x 52,00 x 15,00	MS350720170JVQ	Cuscinetto 6207M/C3S0VQ335 - SKF	35,00 x 72,00 x 17,00
MS250520150C3	Cuscinetto 6205/C3 - SKF	25,00 x 52,00 x 15,00	MS350720170JV	Cuscinetto 20207TN9 - SKF	35,00 x 72,00 x 17,00
MS250520150AA	Cuscinetto 6205 - SKF	25,00 x 52,00 x 15,00	MS350720170C4	Cuscinetto TM-SX07E39C4 - NTN	35,00 x 72,00 x 17,00
MS250520150M3	Cuscinetto 6205/2RSC3 - SKF	25,00 x 52,00 x 15,00	MS720350170C3TA		35,00 x 72,00 x 17,00
MS250520150C4K	Cuscinetto 6205 C4 - KOYO	25,00 x 52,00 x 15,00	MS350720170C3	Cuscinetto 6207/C3 - SKF	35,00 x 72,00 x 17,00
MS250520206JV	Cuscinetto 3205 ATN9 - SKF	25,00 x 52,00 x 20,00	MS350720170DD	Cuscinetto 6207/2RS1 - SKF	35,00 x 72,00 x 17,00
MS250550150YYK	Cuscinetto 83A915 - KOYO	25,00 x 55,00 x 15,00	MS350720170C3K	Cuscinetto 6207/C3 - KOYO	35,00 x 72,00 x 17,00
MS250560120TA	Cuscinetto BB1-3096 - SKF	25,00 x 56,00 x 12,00	MS3507201702Z	Cuscinetto 6207-2Z - SKF	35,00 x 72,00 x 17,00
MS250560120AA	Cuscinetto SC05B61CS35PX1/2A - NTN	25,00 x 56,00 x 12,00	MS350800210DD	Cuscinetto 6307-2RS1 - SKF	35,00 x 80,00 x 21,00
MS250620120AA	Cuscinetto BB1-0855 - SKF	25,00 x 62,00 x 12,00	MS350800210C3	Cuscinetto 6307/C3 - SKF	35,00 x 80,00 x 21,00
MS250620140AA	Cuscinetto 613649/B - SKF	25,00 x 62,00 x 14,00	MS350800210JJ	Cuscinetto 7307 X2TB - RHP	35,00 x 80,00 x 21,00

ATHENA #	NOTE / NOTES	DIMENSIONI / SIZES
MS350800210C3K	Cuscinetto 6307C3 - KOYO	35,00 x 80,00 x 21,00
MS350800210Z	Cuscinetto 6307-2Z - SKF	35,00 x 80,00 x 21,00
MS350800210AA	Cuscinetto 6307 - SKF	35,00 x 80,00 x 21,00
MS400620120DDK	Cuscinetto 6908/2RS - KOYO	40,00 x 62,00 x 12,00
MS400680150DDK	Cuscinetto 6008/2RS - KOYO	40,00 x 68,00 x 15,00
MS400680150AA	Cuscinetto 6008 - SKF	40,00 x 68,00 x 15,00
MS400800180AA	Cuscinetto 6208 - SKF	40,00 x 80,00 x 18,00
MS400800180DD	Cuscinetto 6208-2RS1 - SKF	40,00 x 80,00 x 18,00
MS400800180Z	Cuscinetto 6208-2Z - SKF	40,00 x 80,00 x 18,00
MR400800180AAK	Cuscinetto NF208 - KOYO	40,00 x 80,00 x 18,00
MS400900230C3	Cuscinetto 6308C3 - SKF	40,00 x 90,00 x 23,00
MS400900230NR	Cuscinetto 6308-NR - SKF	40,00 x 90,00 x 23,00
MS400900230Z	Cuscinetto 6308-2Z - SKF	40,00 x 90,00 x 23,00
MS400900230DD	Cuscinetto 6308-2RS1 - SKF	40,00 x 90,00 x 23,00
MS400900230C3K	Cuscinetto 6308C3 - KOYO	40,00 x 90,00 x 23,00
MU420520200AA	Cuscinetto a rulli NK 42/30 A - MONDIAL	42,00 x 52,00 x 20,00
MS450100250AA	Cuscinetto 6309 - SKF	45,00 x 10,00 x 25,00
MS450100250DD	Cuscinetto 6309-2RS1 - SKF	45,00 x 10,00 x 25,00
MS450750160DD	Cuscinetto 6009-2RS1 - SKF	45,00 x 75,00 x 16,00
MS450850190AA	Cuscinetto 6209 - SKF	45,00 x 85,00 x 19,00
MS450850190AAK	Cuscinetto 6209/C3 KOYO	45,00 x 85,00 x 19,00
MS500800160DD	Cuscinetto 6010-2RS1 - SKF	50,00 x 80,00 x 16,00
MS500900200Z	Cuscinetto 6210-2Z - SKF	50,00 x 90,00 x 20,00
MS600950110AA	Cuscinetto 16012 - SKF	60,00 x 95,00 x 11,00

PARAOLIO SFUSI / SEAL BULK

ATHENA #	NOTE / NOTES	DIMENSIONI / SIZES	ATHENA #	NOTE / NOTES	DIMENSIONI / SIZES
M735600041000	Paraolio	5,5x11x4	M730000244401	Paraolio MGR-S	11x28,55x5 A727
M730900086000	Paraolio MGR-SD	6,5x14,5x7	M730900244400	Paraolio	11,6x22x7
M735600086000	Paraolio MGR-SDO	6,5x14,5x7	M730900244500	Paraolio MGR-SD	11,6x24x10
M735700043500	Paraolio MGM-MSO	6x10x2	M731000336000	Paraolio	11,7x25x7 NOK BH2652E
M730300047500	Paraolio MGM-MS	6x11x4,5	M730000244600	Paraolio MGR-S	11,8x22x7
M730000049000	Paraolio MGR-S	6x13,5x5	M730900244300	Paraolio MGM-MS	11,9x25,4x6,8
M730000055000	Paraolio MGR-S	6x16x7	M735400245000	Paraolio MGR-SO	12x16x3
M730000060000	Paraolio MGR-S	6x19x7	M735400246040	Paraolio MGM-MSO	12x18x3
M730000105000	Paraolio MGR-S	7x18x5	M735500248000	Paraolio MGR-SDO	12x18x4
M731500115000	Paraolio MGM-MSD	7,5x19x6,5	M730900249010	Paraolio	12x18x5
M735400124000	Paraolio MGR-SO	8x12x3	M735500249000	Paraolio MGR-SDO	12x18x5
M735400125000	Paraolio MGR-SO	8x13x3,5	M730900249003	Paraolio TC 12X18X5 ACM	12X18X5 ACM
M735400125200	Paraolio MGR-SDO	8x14x4	M735700244700	Paraolio MGM-MSO	12x19x3
M731000126000	Paraolio MGR-SD	8x16x5	M735500260000	Paraolio MGR-SDO	12x19x5
M734500135000	Paraolio MGR-SW	8x16x10	M730000260000	Paraolio MGR-S	12x19x5
M730000126000	Paraolio MGR-S	8x16x5	M730000260001	Paraolio MGR-S (fkm)	12x19x5
M730300126000	Paraolio MGM-MS (acm)	8x16x5 ACM	M735400260000	Paraolio MGR-SO	12x19x5
M730900128000	Paraolio MGR-SD	8x16X6	M730900265100	Paraolio MGR-SD	12x20x4
M733500130000	Paraolio MGR-S	8x16x7	M733100265000	Paraolio MGM-MSD	12x20x4/4,5
M734500143000	Paraolio MGR-SW (special)	8x18x10J-1	M730300280000	Paraolio MGM-MS	12x20x5
M735400139000	Paraolio MGR-SO	8x18x4	M730900280000	Paraolio MGR-SD	12x20x5
M730000140000	Paraolio MGR-S	8x18x5	M730900280210	Paraolio MGR-SD	12x20x5,5
M730000140010	Paraolio MGR-SDO	8x18x5	M730000287000	Paraolio MGR-S	12x21x4
M730000145000	Paraolio MGR-S	8x20x7	M730000287011	Paraolio MGR-SDO	12x21x4
M735400150000	Paraolio	8x21x5,5	M730000287010	Paraolio MGR-S	12x21x4 E
M730600122000	Paraolio	8x21x8	M730900288500	Paraolio MGR-SD	12x21x5
M733000155000	Paraolio MGR-SD	8x22x7/7,5	M733600290000	Paraolio MGR-S	12x22x5
M734500161000	Paraolio MGR-SW	8x24x7	M730900290000	Paraolio MGR-SD	12x22x5 Athena Brand
M730900161600	Paraolio MGR-SD	8x25x7	M731100290000	Paraolio	12x22x5 T945
M735400161900	Paraolio MGR-SO	9x18x5	M730000295001	Paraolio MGR-S	12x22x6
M730900162000	Paraolio MGR-SD	9x18x7	M733000296000	Paraolio MGR-SD	12x22x6/6,5
M730000162800	Paraolio	9x19x5	M733000296001	Paraolio MGM-MS	12x22x6/6,5
M735500163610	Paraolio MGR-SDO	9,5x16x4	M730000300000	Paraolio MGR-S	12x22x7
M735400164040	Paraolio	10x14x3	M730900300000	Paraolio MGR-SD	12x22x7
M735400164500	Paraolio MGR-SO	10x16x3	M730900300010	Paraolio MGR-S	12x22x7
M730000165000	Paraolio MGR-S	10x16x4	M730900305010	Paraolio MGR-SD	12x22x9
M730000165001	Paraolio MGR-S	10x16x4 FKM	M730900305000	Paraolio MGR-S	12x22x9
M735400173000	Paraolio MGR-SO	10x17x4	M730900307510	Paraolio	12x24x4
M735400174000	Paraolio MGR-SDO	10x17x5	M730900307500	Paraolio MGR-SD	12x24x4
M730900175000	Paraolio MGR-SD	10x18x4	M730000317000	Paraolio MGR-S	12x24x5,5
M730000175000	Paraolio MGR-S (inox)	10x18x4 M/INOX	M730900336000	Paraolio MGR-SD	12x25x7
M730900182500	Paraolio MGR-SD	10x18x5	M730900336001	Paraolio MGR-RS	12x25x7 AP0382H
M734600185000	Paraolio MGR-SW	10x18x5/8	M730000337000	Paraolio MGR-S	12x25x8
M730100195001	Paraolio MGR-FAJ	10x19x7 FPM	M730900338000	Paraolio MGR-SD	12x26x5 HS
M730000203000	Paraolio MGR-S	10x21x5	M730000351000	Paraolio MGR-S	12x28,55x5,5 NOKBC3230E
M730900204000	Paraolio MGR-SD	10x22x5 L3	M730900350000	Paraolio MGR-SD	12x28x7
M730900205100	Paraolio MGR-SD	10x22x6	M730000352500	Paraolio MGR-S	12x29x6
M730900205000	Paraolio MGR-SD	10x22x6 ASL	M730900354000	Paraolio MGR-SD	12x30x6
M730000210000	Paraolio MGR-S	10x22x7	M730900355011	Paraolio MGR-SD	12x30x7
M730100210001	Paraolio MGR-FAJ	10x22x7 FPM	M734500355011	Paraolio MGR-SW	12x30x7
M733000210000	Paraolio MGR-SD	10x22x7/7,5	M730900364003	Paraolio MGR-SD	12x32x5 ACM70
M730900215004	Paraolio MGR-SD	10x24x4	M730900372000	Paraolio MGR-SD	12,5x25x8
M730900220004	Paraolio MGR-S	10x24x4/5,5	M735400374000	Paraolio MGR-SO	12,95x17x2,5
M730000225000	Paraolio MGR-S	10x24x6	M735700390020	Paraolio MGR-SDO	13x19x3
M730000230000	Paraolio MGR-S	10x24x7	M735400390000	Paraolio MGR-SO	13x19x3
M730900230600	Paraolio MGR-SD	10x25x7 NOK AE0279H	M730900367000	Paraolio MGR-SD	13x19x4,5
M730000231000	Paraolio MGR-S	10x26x7	M731200405000	Paraolio MGM-MSD	13x20x4/4,5
M730900233500	Paraolio MGR-SD	10x30x8	M730000410020	Paraolio MGR-S	13x22x4
M734500234000	Paraolio MGR-RSA	10x31x13,5/3	M730900412003	Paraolio TC 13X22X5 ACM	13X22X5 ACM
M735600234000	Paraolio	10x31x13,5-2Y	M731200413000	Paraolio	13x22x5,5
M735400234300	Paraolio MGR-SO	10,5x23x5	M730000414500	Paraolio MGR-S	13x25x6
M735400244100	Paraolio MGR-SO	10,8x15,9x3	M730000425000	Paraolio MGR-S	13,8x24x5
M735400234500	Paraolio MGR-SDO	11x16x5	M735700428300	Paraolio MGR-SO	14x20x3
M730000235000	Paraolio MGR-S	11x17x4	M730000430000	Paraolio MGR-S	14x22x4
M730900244200	Paraolio MGR-SD	11x22x7	M730900435000	Paraolio MGR-SD	14x22x5

ATHENA #	NOTE / NOTES	DIMENSIONI / SIZES
M730100435000	Paraolio MGR-FAJ	14x22x5
M730900435010		14X22X5
M731100436000	Paraolio MGR-SD	14x22x6 NS
M730300445011	Paraolio MGM-MS	14x24x6
M730900445000	Paraolio MGR-SD	14x24x6
M731200445000	Paraolio MGM-MSD	14x24x6
M735600445000	Paraolio MGR-SDO	14x24x6
M735600445010	Paraolio MGR-SDO	14x24x6
M730000450000	Paraolio MGR-S	14x24x7
M733000450000	Paraolio MGR-SD	14x24x7/7,5
M735400452000	Paraolio MGR-SD	14x25x5
M730000453000	Paraolio MGR-S	14x25x5,5-9-HS
M730100458000	Paraolio MGR-S	14x27x6 HS
M730000460000	Paraolio MGR-S	14x28x7
M730900460000	Paraolio MGR-SD	14x28x7
M730900485000	Paraolio MGR-SD	14x32x7
M735400505040	Paraolio MGM-MSO	15x21x3
M731200507500	Paraolio MGM-MSD	15x23x4
M730000510000	Paraolio MGR-S	15x24x5
M730900515000	Paraolio MGR-SD	15x24x6
M730000520000	Paraolio MGR-S	15x24x7
M730900520000	Paraolio MGR-SD	15x24x7
M730900520001	Paraolio MGR-SD (fkm)	15x24x7
M731200520000	Paraolio MGM-MSD	15x24x7
M730000525000	Paraolio MGR-S	15x25,5x7
M735400508000	Paraolio MGM-MSO	15x25x3,8
M730900525000	Paraolio MGR-SD	15x25x5
M730900528000	Paraolio MGR-SD	15x25x6
M730900530000	Paraolio MGR-SD	15x25x7
M730900546000	Paraolio MGR-SD	15x26x5
M730900547000	Paraolio MGR-SD	15x26x6
M731200525000	Paraolio MGM-MSD	15x26x6
M735400547000	Paraolio MGR-SDO	15x26x6
M731100575000	Paraolio MGR-S	15x28x3,5
M730000580000	Paraolio MGR-S	15x28x6
M730900580000	Paraolio MGR-RSA	15x28x6 A14
M730900595000	Paraolio MGR-SD	15x30x5
M730000600000	Paraolio MGR-S	15x30x7
M731100600000	Paraolio MGR-SD	15x30x7 ARS A29SD8
M737200606001	Paraolio MGM-MS (fkm)	15x30x8/5
M730900659700	Paraolio MGR-S	15x42x6
M730906730000	Paraolio MGR-SD	15,6x25,5x7 NS
M735400674000	Paraolio MGM-MSO	16x20x2,5
M735400677000	Paraolio MGR-SO	16x22,3x2,4
M730000685000	Paraolio MGR-S	16x24x4
M730000690000	Paraolio MGR-S	16x24x5
M735400690000	Paraolio MGR-SDO	16x24x5
M730000695000	Paraolio MGR-S	16x24x7
M735400696000	Paraolio MGR-SD	16x25x5
M730900697000	Paraolio MGR-SD	16x26x6
M733000705000	Paraolio MGM-MSD	16x28,8x6,8
M730900700000	Paraolio MGR-SD	16x28x7
M730900700010	Paraolio MGR-SD	16x28x7
M730900710000	Paraolio MGR-SO	16x30x5
M730900710010	Paraolio MGR-SO	16x30x5
M730000716000	Paraolio MGR-S	16x30x6
M730900711000	Paraolio MGR-SD	16x30x6
M730900762501	Paraolio MGR-SD	16,4x30x5
M735500720000	Paraolio MGR-SDO	16,5x25x5
M738100767000	Paraolio	16,5x27x4,8
M730000770010	Paraolio MGR-S	17x25x4 E
M730900775000	Paraolio MGR-SD	17x27x5
M731100775000	Paraolio MGR-SD (left)	17x27x5
M730900775502	Paraolio MGR-FPJ	17x27x6
M730100775800	Paraolio MGR-S	17x28x3,5 HS

ATHENA #	NOTE / NOTES	DIMENSIONI / SIZES
M737300778001	Paraolio MGM-MSD (fkm)	17x28x4,5/5
M730000776000	Paraolio MGR-S	17x28x5
M730900776001	Paraolio MGR-SD (fkm-left)	17x28x5
M730000780000	Paraolio MGR-S	17x28x5,5
M730300787010	Paraolio MGM-MS	17x28x6
M730900780000	Paraolio MGR-SD	17x28x6
M730000790000	Paraolio MGR-S	17x28x7
M730300790011	Paraolio MGM-MS	17x28x7
M730900790000	Paraolio MGR-SD	17x28x7
M730900790001	Paraolio MGR-SD (fkm)	17x28x7
M730900790010	Paraolio MGR-SD	17x28x7
M730001093000	Paraolio MGR-S	17x29x5
M730900791500	Paraolio	17x29x5 Athena Brand
M730900792000	Paraolio MGR-SD	17x29x7
M730900793000	Paraolio MGR-SD	17x30x5
M730900793010	Paraolio MGR-SD	17x30x5
M733000795000	Paraolio MGR-SD	17x30x6/6,5
M733000795001	Paraolio MGM-MSD	17x30x6/6,5
M730000794000	Paraolio MGR-S	17x30x6-2
M730000793010	Paraolio	17x30x7
M730000800001	Paraolio MGR-S (fkm)	17x30x7
M735700815000	Paraolio MGM-MS	17x34x4,5
M730000820000	Paraolio MGR-S	17x35x7
M737300815000	Paraolio MGR-SD	17x35x7/7,5
M730400830000	Paraolio MGM-MS	17x35x8
M730300830001	Paraolio MGM-MS	17x35x8
M733600840000	Paraolio	17x40x6
M730000842000	Paraolio MGR-S	17x40x7
M730900844000	Paraolio MGR-SD	17x40x7/7,5
M737000874000	Paraolio	18x24x3
M735700875020	Paraolio MGR-SDO	18x24x4
M735400875000	Paraolio MGR-SO	18x24x4
M730900880000	Paraolio MGR-SD	18x28x6,5
M731000890003	Paraolio MGR-SD (right)	18x28x7
M731000890001	Paraolio	18x28x7
M730000890001	Paraolio MGR-S	18x28x7
M730000885000	Paraolio MGR-S	18x28x7 Athena Brand
M730000880000	Paraolio MGR-S	18x28x7/6,5
M730900892500	Paraolio MGR-SD	18x29x7 HS A18
M730300893502	Paraolio	18x30x5 HS
M730900896000	Paraolio MGR-FPJ	18x30x6
M731200895000	Paraolio MGM-MSD	18x30x7
M733000897000	Paraolio MGR-SD	18x30x7/7,5
M730900912000	Paraolio MGR-S	18x35x7 R
M730300922500	Paraolio MGR-S	18,5x28,8x6,3
M730900925500	Paraolio MGR-SD	18,9x30x5
M731100877000	Paraolio	19x26,15x7,8
M735400923000	Paraolio MGR-SO	19x26x5
M730000925000	Paraolio MGR-S	19x27x6
M730900925700	Paraolio MGM-MSO	19x28,56x4,3
M730900926102	Paraolio MGR-FPJ	19x30x5 HS
M731000926001	Paraolio MGR-SD (fkm)	19x30x6,5
M730900926500	Paraolio MGR-SD	19x30x6,5 Athena Brand
M730100925900	Paraolio MGR-S	19x30x6-1 HS
M730000927000	Paraolio MGR-S	19x30x7
M730900927000	Paraolio MGR-SD	19x30x7
M730300927010	Paraolio MGM-MS	19x30x7
M731000927501	Paraolio MGR-S	19x30x8
M730900929300	Paraolio MGR-SD	19x32x6
M730900929310	Paraolio MGR-RSD2	19x32x6
M733000929500	Paraolio MGM-MSD	19x32x6,6
M730000930010	Paraolio MGR-S	19x32x7
M736300935000	Paraolio MGR-S	19x32x7
M730000955000	Paraolio MGR-S	19x36x7
M734500928002	Paraolio MGR-SW	19,05x31,75x6,5/10,6

ATHENA #	NOTE / NOTES	DIMENSIONI / SIZES
M730900929000	Paraolio MGR-SD	19,4x31x7
M730900925800	Paraolio MGR-SD	19,5x28,58x6
M735700975010		20x26x4
M735400975000	Paraolio MGR-SO	20x26x4
M735700975000	Paraolio MGM-MSO	20x26x4
M730900976000	Paraolio MGR-SD	20x27x5
M735500985000	Paraolio MGR-S	20x28x5
M730000990000	Paraolio MGR-S	20x28x6
M730101010000	Paraolio 20x30/34x5/6,1	20x30/34x5/6,1
M730001000000	Paraolio MGR-S	20x30x5
M730001000001	Paraolio MGR-S (fkm)	20x30x5
M730901000000	Paraolio MGR-SD	20x30x5
M730101010010	Paraolio MGR-RS	20x30x6
M733601020000	Paraolio MGR-S	20x30x7
M730001020000	Paraolio MGR-S	20x30x7
M730001020001	Paraolio MGR-S (fkm)	20x30x7
M730301020000	Paraolio MGM-MS	20x30x7
M730901020002	Paraolio MGR-FPJ	20x30x7
M730901025000	Paraolio MGR-SD	20x31x7
M730901025002	Paraolio MGR-FPJ	20x31x7
M730001026000	Paraolio MGR-S	20x32x5
M733001027001	Paraolio MGR-SD	20x32x6
M730901027000	Paraolio MGR-SD	20x32x6
M730901027003	Paraolio MGR-SD	20x32x6 ACM
M730001030000	Paraolio MGR-S	20x32x7
M730901030000	Paraolio MGR-SD	20x32x7
M730901030001	Paraolio MGR-SD	20x32x7
M730901030002	Paraolio MGR-FPJ	20x32x7
M730901030010	Paraolio MGR-SD	20x32x7
M730901030030	Paraolio MGR-SD	20x32x7
M731401030001	Paraolio MGR-SD	20x32x7 Athena Brand
M734501033700	Paraolio MGR-SW	20x33x7,5
M730001046000	Paraolio MGR-S	20x34x6,5
M730001047000	Paraolio MGR-S	20x34x7
M731801047010	Paraolio MGR-SD	20x34x7 Athena Brand
M730901049500	Paraolio MGR-SD	20x35x5
M731201060002	Paraolio MGM-MSD	20x35x6
M730901060000	Paraolio MGR-SD	20x35x6
M733001065001	Paraolio MGM-MSD	20X35X6/6,5
M730001075000	Paraolio MGR-S	20x35x7
M730901070002	Paraolio MGR-FPJ	20x35x7
M730901070012	Paraolio MGR-FPJ	20x35x7
M730901070020	Paraolio MGR-SD	20x35x7
M730901075000	Paraolio MGR-SD	20x35x7
M730701070001	Paraolio MGR-RSA	20x35x7 Athena Brand
M730901070010	Paraolio MGR-S	20x35x7 L
M730901075001	Paraolio MGR-SD (fkm)	20x35x7/7,5
M730301091002	Paraolio MGR-FAJ	20x36x7
M730901091000	Paraolio MGR-S	20x36x7
M730901092000	Paraolio MGR-SD	20x37x6
M730901093002	Paraolio MGR-FPJ	20x37x7
M730901094000	Paraolio MGR-SD	20x37x7
M731101094000	Paraolio MGR-SD	20x37x8
M731101094010	Paraolio MGR-SD (special)	20x37x8
M730901097010	Paraolio MGR-SD	20x38x5
M730901097000	Paraolio MGR-S	20x38x5
M730901097011	Paraolio MGR-SD	20x38x5
M730101098001	Paraolio MGR-RS	20x38x7
M731001098000	Paraolio	20x38x7
M733801098010	Paraolio MGR-SD	20x38x7
M730901093000	Paraolio MGR-SD	20x38x7
M731101098000	Paraolio MGR-S	20x38x7-L
M730901100000	Paraolio MGR-S	20x38x8
M731101110000	Paraolio MGR-RSD2	20x40x6
M733601120000	Paraolio MGR-S	20x40x7

ATHENA #	NOTE / NOTES	DIMENSIONI / SIZES
M730901120001	Paraolio MGR-SD	20x40x7
M730901120002	Paraolio MGR-FPJ	20x40x7
M730901120010	Paraolio	20x40x7
M730901125000	Paraolio MGR-SD	20x40x8
M730901125010	Paraolio MGR-SD	20x40x8
M730901135002	Paraolio MGR-FPJ	20x40x9
M731101166000	Paraolio	20X42/43X8/9
M731101166010	Paraolio MGR-SD (right)	20x42/43x8/9 Athena Brand
M733601160000	Paraolio MGR-S	20x42x7
M730901166010	Paraolio MGR-S	20x42x8
M731101184000	Paraolio MGR-SD (left)	20x47x6
M730001185000	Paraolio MGR-S	20x47x7
M730901185000	Paraolio MGR-SD	20x47x7
M737801225000	Paraolio MGR-S	20x62x6,5
M730901230203	Paraolio MGR-SD	20,8x32x6
M731101230500	Paraolio MGR-SD	20,8x53x6 L
M730901245010	Paraolio MGR-SD	21x40x6
M735501255040	Paraolio MGR-S	22x28x4
M730001255500	Paraolio MGR-S	22x31x5
M731401255801	Paraolio MGR-S (viton - special)	22x32x5
M730901260000	Paraolio MGR-SD	22x32x6
M731101260000	Paraolio MGR-SD	22x32x6
M730001270000	Paraolio MGR-S	22x32x7
M730301270000	Paraolio MGM-MS	22x32x7
M731001270003	Paraolio MGR-FPJ (acm - special)	22x32x7 ACM
M733001270000	Paraolio MGR-SD	22x32x7/7,5
M733001275001	Paraolio MGR-SD	22x32x7/7,5
M730901280000	Paraolio MGR-SD	22x33x7
M730901277500	Paraolio MGR-SD	22x34x6
M730000128600	Paraolio MGR-S	22x35,5x6
M730001286000	Paraolio MGR-S	22x35,5x6
M730901283000	Paraolio MGR-SD	22x35x5 AE1124F
M730901285003	Paraolio MGR-SD	22x35x6
M733001287001	Paraolio MGR-SD	22x35x6/6,5
M730001290000	Paraolio MGR-S	22x35x7
M730901290000	Paraolio MGR-SD	22x35x7
M737301290001	Paraolio MGR-SD (fkm-left)	22x35x7
M730901305000	Paraolio MGR-S	22x36x6
M734501307500	Paraolio MGR-SW	22x36x7,5 HS
M730901315000	Paraolio MGR-SD	22x39x6 (NTK 6527)
M730901320002	Paraolio MGR-FPJ	22x40x7
M731001320001	Paraolio	22x40x7
M733601320000	Paraolio MGR-S	22x40x7
M730901330002	Paraolio MGR-FPJ	22x40x8
M737801410001	Paraolio MGR-S (fkm)	22,7x47,05x7,5
M737801435010	Paraolio MGR-S	22,7x47,05x7,5
M737801410020	Paraolio MGR-S (special)	22,7x47x7/7,5
M730101414000	Paraolio MGR-S (special)	23x30x4R
M730001418500	Paraolio MGR-S	23x35,5x6
M730901422502	Paraolio MGR-FPJ	23x36x13-2
M730901445000	Paraolio MGR-SD	24x34x5,5
M736601450000	Paraolio	24x35x6
M731401460001	Paraolio	24x35x7
M730001464001	Paraolio MGR-SD (fkm)	24x35x7
M730001460000	Paraolio MGR-S	24x35x7
M730901464001	Paraolio MGR-FPJ	24x36x7
M730901465000	Paraolio MGR-SD	24x37x5
M733001485000	Paraolio MGR-SD	24x40x7/7,5
M735601505000	Paraolio MGR-SDO	24x43x6
M730301530500	Paraolio MGM-MS	24,5x36,7x6,25
M730101912000	Paraolio	24,6x31,75x3,17/4,76
M731501910000	Paraolio MGM-MSD (viton)	24,6x54x7,9
M730901533002	Paraolio MGR-FPJ	24,8x38x7
M730901534501	Paraolio MGR-SD	24,8x52,2x7
M737501536001	Paraolio MGR-S (fkm - right)	24,9x40x6,5

ATHENA #	NOTE / NOTES	DIMENSIONI / SIZES
M736601540001	Paraolio	24,9x45x6,5
M730101563000	Paraolio	25x32x6,2
M730901564000	Paraolio MGR-SD	25x33x7
M730901565010	Paraolio MGR-SD	25x35x5
M730901565000	Paraolio MGR-SD	25x35x5
M730901566001	Paraolio MGR-SD	25x35x6
M733001567001	Paraolio MGR-SD (fkm)	25x35x6
M733001567000	Paraolio MGR-SD	25x35x6/6,5
M730901580000	Paraolio	25x35x7
M731201580001	Paraolio MGM-MSD	25x35x7
M730001580000	Paraolio MGR-S	25x35x7
M730001580001	Paraolio MGR-S	25x35x7
M731201580012	Paraolio MGM-MSD	25x35x7 (NTK NJ6648)
M730901600000	Paraolio MGR-SD	25x37x5
M730001600000	Paraolio MGR-S	25x37x5
M730901605002	Paraolio MGR-FPJ	25x37x6
M730001605000	Paraolio MGR-S	25x37x6
M730901605000	Paraolio MGR-SD	25x37x6 NOK BE3444
M730901625002	Paraolio MGR-FPJ	25x38x7
M730001620000	Paraolio MGR-S	25x38x7
M730901625000	Paraolio MGR-S	25x38x7
M730001625000	Paraolio MGR-S	25x38x7 L
M733001629000	Paraolio MGM-MSD (special)	25x40x6 (NOK AD1312E0)
M730001630000	Paraolio MGR-S	25x40x7
M730901630000	Paraolio MGR-SD	25x40x7
M730901630001	Paraolio MGR-SD (fkm)	25x40x7
M730901630002	Paraolio MGR-FPJ	25x40x7
M730901630012	Paraolio MGR-FPJ	25x40x7
M730901640000	Paraolio MGR-SD	25x40x7
M731001630001	Paraolio MGR-SD (fkm-left-special)	25x40x7
M731101640001	Paraolio	25x40x8
M730901640010	Paraolio MGR-SD	25x40x8 E
M730901655000	Paraolio MGR-SD	25x41,55x10
M730901660000	Paraolio MGR-SD	25x42x6
M730001670000	Paraolio MGR-S	25x42x7
M730901692000	Paraolio MGR-S	25x44x6,5 L HS
M730901691000	Paraolio MGR-FPJ (teflon)	25x44x8
M730901692300	Paraolio MGR-S	25x45x5 HS
M730901652500	Paraolio MGR-SD (left)	25x45x6-L
M730901695000	Paraolio MGR-FPJ	25x45x7
M730701808000	Paraolio MGR-SW	25x47x5 A45
M730901810000	Paraolio MGR-SD	25x47x7
M734501810000	Paraolio	25x47x7
M730901855000	Paraolio MGR-SD	25x48x8
M730901881000	Paraolio MGR-SD	25x52x7
M731201880002	Paraolio MGR-FPJ	25x52x7
M730901920000	Paraolio MGR-SD (special)	25x55x9
M730901908000	Paraolio MGR-S	25x61x8,5
M730901911001	Paraolio MGR-SD	25x66x8,5
M730901911000	Paraolio MGR-SD	25x66x8,5
M730301915000	Paraolio MGR-SD	25,4x36,55x6,5
M730901875000	Paraolio MGR-S	25,4x50,8x6,35
M735401924000	Paraolio MGR-SDO	26x32x4
M731201926000	Paraolio MGM-MSD	26x35x6
M730901928000	Paraolio MGR-SD	26x35x7
M730901935000	Paraolio MGR-SD	26x37x7
M730901935010	Paraolio 26x37x7	26x37x7
M730901939000	Paraolio MGR-SD	26x38x5
M730901939010	Paraolio MGR-SD	26x38x5 E
M735401939500	Paraolio MGR-SDO	26x40x5
M730901950000	Paraolio MGR-SD	26x42x7
M731101960000	Paraolio MGM-MSD	26x42x8
M733701970010	Paraolio MGR-SD	26x47x6,3/7,3
M733701970000	Paraolio	26x47x7,3
M731101985000	Paraolio MGR-SD (right)	26x48x7 XR7

ATHENA #	NOTE / NOTES	DIMENSIONI / SIZES
M735501995000	Paraolio MGR-SDO	27x34x3,5
M730901996000	Paraolio MGR-SDO	27x34x4 K5091
M730002000000	Paraolio MGR-S	27x37x7
M730002000010	Paraolio MGR-S	27x37x7
M730002000020	Paraolio MGR-SD	27x37x7
M730902000000	Paraolio MGR-SD	27x37x7 (NOK AE1499E)
M731502003000	Paraolio MGR-SD	27x40x6
M730002005000	Paraolio MGR-S	27x42x10
M733602070000	Paraolio MGR-S	27x42x10
M730802004010	Paraolio MGR-RSD	27x42x7 70
M733002004000	Paraolio MGR-SD	27x42x7/7,5
M730002010000	Paraolio MGR-S	27x47x6
M730902012500	Paraolio MGR-SD	27x47x8 Athena Brand
M730902015501	Paraolio MGR-S	27,5x38,8x9,4
M731702015801	Paraolio MGM-SW	27,5x41,5x11
M730902017500	Paraolio MGR-SD	27,9x40x8
M730300987500	Paraolio MGM-MS	28x20x6
M730002018000	Paraolio MGR-S (special)	28x36x4 R
M738002020000	Paraolio	28x38x6
M730902020000	Paraolio MGR-SD	28x38x6 L-NS
M730902020010	Paraolio MGR-S	28x38x6-1 ARS
M730902030002	Paraolio MGR-FPJ	28x38x7
M730902030010	Paraolio MGR-SD	28x38x7
M730002030000	Paraolio MGR-S	28x38x7
M730902030000	Paraolio MGR-SD	28x38x7
M730902025003		28x38x7
M739602032000	Paraolio MGR-SD	28x38x7/9
M730302017000	Paraolio MGR-S	28x39,8x6,5
M730002045000	Paraolio MGR-S	28x40x7
M733002049001	Paraolio MGR-SD (fkm)	28x40x7/7,5
M731102049501	Paraolio	28x40x8
M734502049500	Paraolio MGR-SW	28x40x8
M734502049510	Paraolio MGR-RSA	28x40x8
M730902049500	Paraolio MGR-SD	28x40x8L
M730902060000	Paraolio MGR-SD	28x42x7
M730002085000	Paraolio MGR-S	28x47x7
M730902085001	Paraolio MGR-SD (fkm)	28x47x7 FPM
M730302102502	Paraolio MGR-FAJ	28x49x7
M730302155001	Paraolio MGM-MS	28,2x43x8
M731002171000	Paraolio MGR-S	29x40x7,5
M731102172000	Paraolio MGR-SD (special)	29x42x6
M734502180000	Paraolio MGR-SD (special)	30x40x7
M730002180000	Paraolio MGR-S	30x40x7
M733002180000	Paraolio MGM-MSD	30x40x7 (NOK AD1656E)
M730902180000	Paraolio MGR-SD	30x40x7
M739602182000	Paraolio MGR-SD	30x40x7/9
M730902183000	Paraolio MGR-S	30x40x8
M735402183700		30x42x4
M733002185000	Paraolio MGR-SD	30x42x6/6,5
M730902190002	Paraolio MGR-FPJ	30x42x7
M730902190010	Paraolio MGR-SD	30x42x7
M730902190000	Paraolio MGR-S	30x42x7 R
M730902200000	Paraolio MGR-SD	30x42x8
M731202231000	Paraolio MGM-MSD	30x44x7
M730902231000	Paraolio MGR-SD	30x44x7 NOK AEE684
M738002232000	Paraolio MGR-SD (special)	30x44x8
M730902238000	Paraolio MGR-SD (left)	30x45x5 - L
M730902240002	Paraolio MGR-FPJ	30x45x8
M730302285001	Paraolio MGM-MS	30x46,8x6,5
M730902280000	Paraolio MGR-SD	30x47x10
M733802250000	Paraolio MGR-S (acm)	30x47x6
M730002250000	Paraolio MGR-S	30x47x6
M730002250001	Paraolio MGR-S (fkm)	30x47x6
M730902260000	Paraolio MGR-SD	30x47x7
M730902270000	Paraolio MGR-SD	30x47x8

ATHENA #	NOTE / NOTES	DIMENSIONI / SIZES	ATHENA #	NOTE / NOTES	DIMENSIONI / SIZES
M730002295000	Paraolio MGR-S	30x48x15	M730702631500	Paraolio MGR-RSA	32x78x8
M730902290000	Paraolio MGR-SD	30x48x8	M734502631600	Paraolio MGR-RSA	32x78x9,5
M731202310000	Paraolio MGM-MSD	30x50x7 NOK AD1704P	M734502631802	Paraolio MGR-SW	32,5x46,2x11,5
M730902350001	Paraolio MGR-SD	30x52x10	M735602633000	Paraolio MGR-SDO	33x39x4
M730002340000	Paraolio MGR-S	30x52x7	M735602633010	Paraolio MGR-SDO	33x39x4
M733002340001	Paraolio MGM-MSD	30x52x77,5	M730902635000	Paraolio MGR-SD	33x50x6
M731102400002	Paraolio	30x55x10	M730902667000	Paraolio MGR-SD	33x64x7 HS
M730902413000	Paraolio MGR-S	30x57x7 ZS	M730902670511	Paraolio MGR-SDO	34x39x3
M731102455000	Paraolio MGR-SD (special)	30x62/66x7	M735402632000	Paraolio MGR-SO	34x39x3
M730902420000	Paraolio MGR-SD	30x62x7	M735402670700	Paraolio	34x40x4
M730902420200	Paraolio MGR-SD	30x62x7	M735502670800	Paraolio MGR-SDO	34x41x4
M730902420100	Paraolio MGR-SD	30x62x7	M730902670800	Paraolio MGR-SD	34x41x4 NTK5861
M731102420002	Paraolio MGR-FPJ	30x62x7	M730302673001	Paraolio MGM-MS	34x47,8x6,4
M730902451000	Paraolio MGR-SD	30x65x9/11	M730902671500	Paraolio MGR-SD	34x47x6
M731102470500	Paraolio MGR-SD	30x72/76x7	M730902676500	Paraolio MGR-SD	34x52x5 BE2549E
M730902470000	Paraolio MGR-SD	30x72x10	M735802678000	Paraolio	34x52x6
M734502470002	Paraolio	30x72x10	M730902678001	Paraolio MGR-SD	34x52x6 KCR MK034FL
M730002463000	Paraolio MGR-S	30x72x6	M730802697000	Paraolio MGR-SD	34x52x9 T942
M730902463501	Paraolio MGR-SD	30x72x7 BROWN	M730902884500	Paraolio MGR-SD	34x54x6
M730902464000	Paraolio MGR-SD	30x72x7,1	M730602707000	Paraolio	34x57x9,5
M730902465000	Paraolio MGR-SD	30x72x8	M733002705500	Paraolio MGM-MSD	34x62/70x9
M730902465100	Paraolio MGR-SD	30x72x8	M730902725000	Paraolio MGR-S	34,3x46,3x6,48
M731102472000	Paraolio MGR-SD	30x75x10	M730902706701	Paraolio MGR-SD	34,5x46,1x6,3
M730902471000	Paraolio MGR-SD (special)	30x75x9/11	M730002745000	Paraolio MGR-S	35x44x4 Athena Brand
M730902473500	Paraolio	31x38x4	M730002746010	Paraolio MGR-S	35x45x6
M730902475000	Paraolio MGR-S	31x40x7 L-NS	M730302751501	Paraolio MGM-MS	35x47x4,5
M730902535000	Paraolio MGR-S	31,5x42,8x6,4	M730902752801	Paraolio MGR-SD	35x47x5
M730902525000	Paraolio MGR-S	31,5x52x7	M730902757000	Paraolio MGR-S	35x47x6,5 R HS
M730902550011	Paraolio MGR-SD	32x40x5	M731102754000	Paraolio MGR-S	35x47x6-2
M730902550001	Paraolio MGR-SD (fkm)	32x40x5 Athena Brand	M730002760001	Paraolio MGR-S	35x47x7
M730902552001	Paraolio MGR-S (viton)	32x40x7/7,5	M730902760003	Paraolio MGR-SD (acm)	35x47x7
M731002557000	Paraolio MGR-SD (left)	32x42x6	M736602760003	Paraolio MGR-S (right)	35x47x7
M730902557000	Paraolio MGR-S	32x42x6	M730002760000	Paraolio MGR-S	35x47x7
M730902565003	Paraolio MGR-SD	32x42x7	M730902760000	Paraolio MGR-SD	35x47x7
M730002550000	Paraolio MGR-S	32x42x7	M730902760001	Paraolio MGR-SD (fkm)	35x47x7
M731102555002	Paraolio	32x44x8	M730702760002	Paraolio MGR-SW	35x47x7 PTFE
M734502555001	Paraolio MGR-SW	32x44x8	M730302825011	Paraolio MGM-MS	35x50x7
M731102556002	Paraolio	32x44x9	M730902824501	Paraolio MGR-SD	35x50x7
M730902557001	Paraolio MGR-SD	32x45x6	M730902850000	Paraolio MGR-SD	35x52x7
M730902558700	Paraolio MGR-S	32x45x6,8 NOKBE6562E	M730902851000	Paraolio MGR-SD (special)	35x52x7/7,5
M730002560001	Paraolio MGR-S (fkm)	32x45x7	M730902860011	Paraolio MGR-S	35x52x8 VS
M730902560000	Paraolio MGR-SD	32x45x7 NOK AE1879E	M730902889000	Paraolio MGR-SD	35x55x7
M731202562001	Paraolio MGM-MSD	32x46,8x6,7	M734502931000	Paraolio MGR-RSA	35x58x12
M730902563003	Paraolio	32x47x6	M730902945094	Paraolio MGR-SD	35x62x5 W3
M730002565000	Paraolio MGR-S	32x47x7	M730903015010	Paraolio MGR-SD	35x66x8
M730902565000	Paraolio MGR-SD	32x47x7	M731103022501	Paraolio MGR-SD	35x67x7/13
M733102565011	Paraolio MGM-MSD	32x47x7	M731103045000	Paraolio MGR-SD	35x72/76x7
M734502585000	Paraolio MGR-RSA	32x48x10	M731603046000	Paraolio	35x72/76x7/9
M734502585100	Paraolio MGR-RSA	32x48x10	M730903042002	Paraolio MGR-FPJ	35x72x7
M734502586000	Paraolio MGR-SW	32x48x10,5	M730903043000	Paraolio MGR-SD	35x72x7/8
M731102585002	Paraolio	32x48x10TS	M731103053000	Paraolio MGR-SD	35x75x8
M730002580000	Paraolio MGR-S	32x48x7	M734503054000	Paraolio MGR-RSA	35x75x9/11
M734502581502	Paraolio	32x48x7,5	M731103061000	Paraolio MGR-SD	35x80/84x7
M730702582500	Paraolio MGR-RSA	32x48x8	M734503065000	Paraolio MGR-SD	35x80/84x8,5
M730902582502	Paraolio MGR-FPJ	32x48x8	M734503055000	Paraolio MGR-RSA	35x80x6/8
M738002582500	Paraolio MGR-SD (special)	32x48x8	M730003055000	Paraolio MGR-S	35x80x6-1
M730902582510	Paraolio MGR-S	32x48x8L	M734503058002	Paraolio	35x80x8
M730002590000	Paraolio MGR-S	32x52x5	M731103066501	Paraolio MGR-SD	35x90x7/13
M730002600000	Paraolio MGR-S	32x52x7	M731103077000	Paraolio MGR-SD	36x52x8-9
M731101890004	Paraolio MGR-SD	32x52x8 R KS	M734503085002	Paraolio	36x55x10 GS
M737202615001	Paraolio MGR-SD (fkm-left)	32x56x10/7	M730003115000	Paraolio MGR-S	36x80x8
M730002614303	Paraolio MGR-FPJ	32x57/61x6	M730903115002	Paraolio MGR-FPJ5	36x80x8GS
M731102628000	Paraolio MGR-SD	32x65x7	M730903116501	Paraolio MGM-MS	37x48,8x6,6
M730902631000	Paraolio MGR-SD	32x72x8	M731103117500	Paraolio MGR-S	37x50x7
M734502631500	Paraolio MGR-RSA	32x78x10	M730303179300	Paraolio MGM-MS	37,3x50,8x8,1

ATHENA #	NOTE / NOTES	DIMENSIONI / SIZES
M731003130003	Paraolio MGR-SD (right)	38x50x7 ACM
M730303132002	Paraolio MGR-FAJ	38x52x7
M731103133000	Paraolio MGM-MSD	38x52x8-9
M730903145000	Paraolio MGR-SD	38x54x8,5
M730903154001	Paraolio MGR-SD	38x56x7
M730903158002	Paraolio MGR-FPJ	38x58x11
M730903156000	Paraolio MGR-SD	38x58x7 NOK AE2238F
M730903555000	Paraolio MGR-S	38x67,47x4,76
M734503179312	Paraolio MGR-SW	38,8x52,4x11,7
M731103179710	Paraolio	39x56x7,5
M731103179800	Paraolio	39x60x7,5
M730903557000	Paraolio MGR-SD	39x85,73x6,35
M730103179812	Paraolio MGR-FAJ	39,7x51x4,2
M730903179800	Paraolio MGR-S	39,8x64x7L
M735603180000	Paraolio MGR-SDO	40x47x4
M730903199501	Paraolio	40x52,5x12
M731103211002	Paraolio	40x55x10
M730003199801	Paraolio MGR-S	40x55x6
M730903200000	Paraolio MGR-SD	40x55x7
M730903210000	Paraolio MGR-SD	40x55x8
M730903243901	Paraolio MGR-SD	40x60x7
M730903262000	Paraolio MGR-SD	40x62x8
M730903263000	Paraolio MGR-SD (special)	40x62x9
M730903264000	Paraolio MGR-SD	40x64x8
M730903265000	Paraolio MGR-S	40x65x6
M730903266801	Paraolio MGR-S	40x67x5-1L VS
M730903283000	Paraolio MGR-SD (special)	40x80x7/8
M730303285301	Paraolio MGM-MS	40,2x54,1x6,5
M735703286000	Paraolio MGM-MSO	41x47x4 Athena Brand
M730903287000	Paraolio MGR-SD	41x48x4
M731203290001	Paraolio MGM-MSO	41x54x6,50 Athena Brand
M730303293001	Paraolio MGM-MS	41x54x7
M730903396000	Paraolio MGR-RS	42x51x4
M730903305001	Paraolio MGR-SD	42x55x8
M730003377000	Paraolio	43x55x6-1
M730903384001	Paraolio MGR-SD	44x62x7
M730903384011	Paraolio MGR-SD	44x62x7
M731203395300	Paraolio MGM-MSD	44x63,5x7,9
M730903395200	Paraolio MGR-SD	44x75x6
M730903395401	Paraolio MGR-SD	44x77x7
M739603383000	Paraolio MGM-SW	44,45x60,3x12,3
M733003399000	Paraolio MGR-RSD2	45x56x6/6,5 Athena Brand
M733603422000	Paraolio MGR-S	45x60x10
M730903420001	Paraolio MGR-SD	45x60x7
M730003420000	Paraolio MGR-S	45x60x7
M736603421030	Paraolio MGR-SD	45x60x8
M731203423200	Paraolio MGM-MSD	45x61,4x9,7
M731503395500	Paraolio MGM-MSD	45x66,5x9,5
M730003470000	Paraolio MGR-S	45x80x10
M730903478000	Paraolio MGR-SD	45x90x8,5
M731203485000	Paraolio MGR-S	47,5x60,7x6,35
M730903490100	Paraolio MGR-SDO	48x56x4
M730903490200	Paraolio MGR-S	48x60x6,5 R VS
M730903493500	Paraolio MGR-SD	48x68x8 Athena Brand
M730003504000	Paraolio MGR-S	50x58x4
M730003509001	Paraolio MGR-S	50x64x7
M730003510000	Paraolio MGR-S	50x65x8
M731203556000	Paraolio MGM-MSO	52,3x76,2x8
M730900355900	Paraolio MGR-SD	53x68,2x7
M731003558000	Paraolio MGR-SD (fkm-left)	53x68x10
M730903568500	Paraolio MGR-SD	55x70x9
M730903598511	Paraolio MGR-SD	57x86x6,5
M730903598500	Paraolio MGR-SD	57x86x6,5
M730900163500	Paraolio MGR-S	65x22,52x7,9
M730003668000	Paraolio MGR-S	70x85x8

ATHENA #	NOTE / NOTES	DIMENSIONI / SIZES
M730903674000	Paraolio MGR-S	70x96x16-2 R
M730302533000	Paraolio MGR-S	75x41,28x5
M730003694000	Paraolio MGR-S	75x90x8
M738103637004	Paraolio	77x39x9,5
M730903735000	Paraolio MGR-SD	83x105x9,3
M733003788501	Paraolio MGR-RSD2	94,5x115,4x12,4

Loctite® RTV 5699™

P/N: **M819900004138**

Codice prodotto: **M819900004138** In sostituzione al precedente **omniVISC®**, dopo più di un anno di test eseguiti sui motori endotermici ad alte prestazioni, **Athena** presenta il **nuovo silicone ossimico grigio Loctite® RTV 5699™**, per flange in costante contatto con acqua, glicole, olii e benzine.

Replacing the previous **omniVISC®**, after more than a year of tests performed on high-performance endothermic engines, **Athena** presents the **new gray oxime silicone Loctite® RTV 5699™**, designed for flanges in constant contact with water, glycol, oil and gasoline.

Applicazioni: teste cilindro, basamenti, pompe acqua, termostati, coperchi punterie, collettori d'aspirazione, scatole del cambio, coperchi del differenziale.

Può essere usato per metallo, plastica e parti verniciate.

Applications: cylinder heads, engine blocks, water pumps, thermostats, valve covers, intake manifolds, gearboxes, differential covers.

It can be used for metal, plastic and painted parts.



Vantaggi:

- Ideale per sigillare tutti i tipi di flangia, comprese quelle in lamiera stampata che richiedono resistenza all'acqua/glicole; asciugatura dopo 10 minuti.
- P1 NSF Reg. No.: 122998

Benefits:

- Ideal for sealing all kinds of flange, including those in stamped sheet metal that require resistance to water / glycol; drying after 10 minutes.
- P1 NSF Reg. No.: 122998

Caratteristiche tecniche:

- Colore: **Grigio**
- Temperatura di esercizio: **-60°C - +200°C**
- **Resistenza: Bassa**
- **Meccanismo di polimerizzazione: Umidità (Silicone)**
- Tubo da **80 ml**
- Rimane flessibile e resiste anche ad alte vibrazioni
- Eccezionale **resistenza agli olii e ai fluidi**
- **Non corrosivo**
- Bassa emissione di odori

Specifications:

- Color: **Gray**
- Operating temperature: **from -75°F to 625°F**
- **Resistance: Low**
- **Polymerization mechanism: Moisture (Silicone)**
- **80 ml tube**
- Remains flexible and withstands high vibration
- **Exceptional resistance to oils and fluids**
- **Non-corrosive**
- Low-odor

the science of friction



ATHENA distributore esclusivo per
l'Italia delle prestigiose
pastiglie freno
AP RACING

Richiedi il catalogo o consulta
www.athenaparts.it

moment of truth

Motorcycle Disc Brake Pads & Shoes





SERIE GUARNIZIONI MOTORE
COMPLETE GASKETS KIT
POCHETTE COMPLÈTE
MOTORDICHTSATZ
JUEGO DE JUNTAS
JOGO DE JUNTAS



SERIE GUARNIZIONI SMERIGLIO
TOP END GASKETS KIT
POCHETTE HAUT MOTEUR
ZYLINDERDICHTSATZ
JUEGO PARTE SUPERIOR
KIT SUPERIOR



GUARNIZIONE VALVOLA PARZIALIZZATRICE
EXHAUST VALVE GASKET
JOINT POUR VALVE DE CONTRE PRESSION
DICHTUNG AUSLASSVENTIL



SERIE PARAOLIO
ENGINE OIL SEALS KIT
POCHETTE JOINT SPY
MOTORSIMMERRINGSATZ
JUEGO DE RETENES
JOGO DE RETENTORES



COLLETTORE DI ASPIRAZIONE
INTAKE MANIFOLD
COLLECTEUR D'ASPIRATION
ANSAUGKRÜMMER
COLECTOR DE ADMISIÓN
COLETOR DE ADMISSÃO



COPPIA VALVOLE DI SCARICO
VALVE ASSY KIT
SOUPAPE DE DECHARGE
AUSLASSVENTILSATZ
JUEGO VALVULA DE ESCAPE
KIT DE VÁLVULAS DE ESCAPE



PACCO LAMELLARE
INTAKE REED VALVES
BOIT A CLAPET
MEMBRAN-BLOCK
CAJA DE LAMINAS
KIT DE PALHETAS DE ADMISSÃO



PERNO RUOTA
WHEEL SHAFT
PIVOT ROUE
RADZAPFEN
EJE DE RUEDA
EIXO DA RODA



RAPPORTO PRIMARIO
PRIMARY GEAR
TRANSMISSION PRIMAIRE
PRIMÄRE ÜBERSETZUNG
ENGRANAJE PRIMARIO
RELAÇÃO PRIMÁRIA



RAPPORTO SECONDARIO
SECONDARY GEAR
TRANSMISSION SECONDAIRE
SEKUNDÄRE ÜBERSETZUNG
ENGRANAJE SECUNDARIA
RELAÇÃO SECUNDÁRIA



SERIE 6 LAMELLE IN CARBONIO (0,24-0,29-0,34 mm)
6 CARBON REEDS (0,24-0,29-0,34 mm)
SERIE DE 6 LAMELLES EN CARBONE
6-LAMELLENSATZ AUS KOHLENSTOFF
JUEGO 6 LAMINAS EN CARBONO (0,24-0,29-0,34 mm)
JOGO DE 6 LÂMINAS EM CARBONO (0,24-0,29-0,34 mm)



SERIE 2 LAMELLE IN CARBONIO
2 CARBON REEDS
SERIE DE 2 LAMELLES EN CARBONE
2-LAMELLENSATZ AUS KOHLENSTOFF
JUEGO 2 LAMINAS EN CARBONO
JOGO DE 2 LÂMINAS EM CARBONO



ALBERO MOTORE
CRANKSHAFT
VILEBREQUIN
KURBELWELLE
CIGUEÑAL
VIRABREQUIM



BIELLA
CONNECTING ROD
BIELLE
PLEUEL
BIELA
BIELA



PISTONE COMPLETO
PISTON KIT
PISTON COMPLET
KOMPLET KOLBENKIT
JUEGO PISTON
PISTÃO COMPLETO



SPINOTTO E ANELLINI
CLIPS AND PISTON PIN
AXE DE PISTON ET CIRCLIPS
KOLBENBOLZEN UND CLIPS
BULON Y FIJADORES
PINO E TRAVAS



SPINOTTO
PISTON PIN
AXE DE PISTON
KOLBENBOLZEN
BULON
PINO



ANELLINI FERMO SPINOTTO
CLIPS
CIRCLIPS
SICHERUNGSClips
FIJADORES PARA BULON
TRAVA DE FIXAÇÃO DO PINO



ANELLINO FERMO SPINOTTO SINGOLO
ONE CLIP
AXE DE PISTON INDIVIDUEL
EINZEL SICHERUNGSClip
FIJADORES PARA BULON ÚNICO
TRAVA DE FIXAÇÃO DO PINO ÚNICA



SEGMENTO SINGOLO
ONE RING
SEGMENT INDIVIDUEL
EINZELKOLBENRING
SEGMENTOS
ANEL ÚNICO



KIT SEGMENTI
RINGS KIT
KIT SEGMENTS
KOLBENRINGSATZ
JUEGO SEGMENTOS
JOGO DE ANÉIS



VARIATORE
VARIATOR
VARIATEUR
WANDLER
VARIADOR
VARIADOR



CORRETTORE DI COPPIA
TORQUE DRIVER
CORRECTEUR DE COUPLE
SPORTRIEMENSCHLEIBE
CORRECTOR DE TORQUE
CORRETOR DE TORQUE



GRUPPO TERMICO CON TESTA RAFFREDDATO AD ACQUA
LIQUID COOLED CYLINDER KIT WITH HEAD CYLINDER
KIT CYLINDRE REFROIDI PAR L'EAU AVEC CULASSE
WASSERGEKÜHLTER ZYLINDERKIT MIT KOPF
JUEGO CILINDRO CON CULATA REFRIGERADO AGUA
KIT CILINDRO COM CABEÇOTE REFRIGERADO A ÁGUA



GRUPPO TERMICO SENZA TESTA RAFFREDDATO AD ACQUA
LIQUID COOLED CYLINDER KIT WITHOUT HEAD CYLINDER
KIT CYLINDRE REFROIDI PAR L'EAU SANS CULASSE
WASSERGEKÜHLTER ZYLINDERKIT OHNE KOPF
JUEGO CILINDRO SIN CULATA REFRIGERADO AGUA
KIT CILINDRO SEM CABEÇOTE REFRIGERADO A ÁGUA



GRUPPO TERMICO CON TESTA RAFFREDDATO AD ARIA
AIR COOLED CYLINDER KIT WITH HEAD CYLINDER
KIT CYLINDRE REFROIDI PAR L'AIR AVEC CULASSE
LUFTGEKÜHLTER ZYLINDERKIT MIT KOPF
JUEGO CILINDRO CON CULATA REFRIGERADO AIRE
KIT CILINDRO COM CABEÇOTE REFRIGERADO A AR



GRUPPO TERMICO SENZA TESTA RAFFREDDATO AD ARIA
AIR COOLED CYLINDER KIT WITHOUT HEAD CYLINDER
KIT CYLINDRE REFROIDI PAR L'AIR SANS CULASSE
LUFTGEKÜHLTER ZYLINDERKIT OHNE KOPF
JUEGO CILINDRO SIN CULATA REFRIGERADO AIRE
KIT CILINDRO SEM CABEÇOTE REFRIGERADO A AR



CILINDRO SFUSO
CYLINDER ONLY
CYLINDRE INDIVIDUEL
NUR ZYLINDER
CILINDRO SUELTO
CILINDRO AVULSO



TESTA CILINDRO AD ACQUA
LIQUID COOLED HEAD CYLINDER
CULASSE CYLINDRE REFROIDI PAR L'EAU
WASSERGEKÜHLTER ZYLINDERKOPF
CULATA DE CILINDRO REFRIGERADO AGUA
CABEÇOTE REFRIGERADO A ÁGUA



TESTA CILINDRO AD ARIA
AIR COOLED HEAD CYLINDER
CULASSE CYLINDRE REFROIDI PAR L'AIR
LUFTGEKÜHLTER ZYLINDERKOPF
CULATA DE CILINDRO REFRIGERADO AIRE
CABEÇOTE REFRIGERADO A AR



CUPOLA CENTRALE TESTA
CENTRAL HEAD DOME
DÔME CENTRALE
ZENTRALKOPFDOM
CULATIN CENTRAL DE CULATA CILINDRO
CÚPOLA CENTRAL DO CABEÇOTE



SERIE GUARNIZIONI PER KIT
GASKET KIT FOR CYLINDER KIT
POCHETTE JOINTS POUR KIT CYLINDRE
DICHTUNGSSATZ FÜR ZYLINDERKIT
JUEGO JUNTAS PARA KIT CILINDRO
JOGOS DE JUNTAS PARA KIT CILINDRO



CINGHIA DI TRASMISSIONE
TRANSMISSION BELT
COURROIE DE TRANSMISSION
ANTRIEBSRIEMEN
CORREA DE TRASMISION
CORREIA DE TRANSMISSÃO

* 1

ATTENZIONE! ARTICOLO FUORI PRODUZIONE, IN ESAURIMENTO SCORTA.

ATTENTION! SELL-OUT ARTICLE.

ATTENTION! ARTICLE A L'ÉPUISEMENT.

* 3

N.B. Solo per carburatori Dell'Orto.

N.B. Only for carburetors Dell'Orto.

N.B. Seulement pour carburateurs Dell'Orto

* 4

N.B. Solo per carburatori Bing.

N.B. Only for carburetors Bing.

N.B. Seulement pour carburateurs Bing.

* 5

SPECIFICA TECNICA: Adattabile anche ai motori con aspirazione dal carter. Il kit viene fornito senza il collettore Ø 20 mm piegato.

TECHNICAL SPECIFICATION: Adaptable to engines with casing suction. The cylinder kit is supplied without the intake manifold Ø 20 mm.

SPECIFICATION TECHNIQUE: Adaptable aussi à moteurs avec aspiration du carter. Le groupe thermique est vendu sans le collecteur d'aspiration Ø 20 mm.

* 6

AVVERTENZA: S410485321001 biella 85 mm solo per kit 80 cc Minarelli orizzontale e verticale.

WARNING: S410485321001 connecting rod 85 mm only for kit 80 cc Minarelli horizontal and vertical.

AVERTISSEMENT: S410485321001 bielle 85 mm seulement pour kit 80 cc Minarelli horizontal et verticale.

* 8

AVVERTENZA: Per il kit Ø 48 mm è necessario alesare il carter.

WARNING: For the kit Ø 48 it is necessary to bore out the casing.

AVERTISSEMENT: Pour le kit Ø 48 il faut aléser le carter.

* 15

CONSIGLIO TECNICO: Il kit viene fornito con spinotto-pistone Ø 10 mm come l'originale. Viste, però, le sollecitazioni meccaniche a cui il motore viene sottoposto, consigliamo di montare il kit con spinotto-pistone maggiorato a Ø 12 mm (vedi sezione gruppo termico).

TECHNICAL ADVICE: The kit is supplied with piston pin-piston Ø 10 mm as the original. In view of the mechanical stress we suggest to assemble the kit with increased pin-piston Ø 12 mm (see section Thermic Units). In this case we remind you to replace the original crankshaft with our crankshaft with increased piston pin Ø 12 mm (see section Crankshaft).

CONSEIL TECHNIQUE: Le kit est fourni avec un axe du piston-piston Ø 10 mm comme l'original. En raison des sollicitations mécaniques du moteur nous conseillons d'assembler le kit avec axe-piston majoré Ø 12 mm (voir section Groupe Thermique). Dans ce cas nous rappelons de remplacer aussi le vilebrequin original par notre vilebrequin avec axe majoré Ø 12 mm (voir section Vilebrequins).

* 18

Senza guarnizione testa cilindro.

Without cylinder head gasket.

Sans joint culasse cylindre.

* 19

071814: Albero motore speciale per kit Ø 47,6 - 80 cc (biella 90 mm - corsa 44 mm - spinotto Ø 12 mm). Cod. 072500 (gruppo termico senza testa), cod. 072600 (gruppo termico con testa). ATTENZIONE! Per montare questo albero motore si deve allargare il diametro di alloggiamento.

071814: special crankshaft for kit Ø 47,6 - 80 cc (connecting rod 90 mm - stroke 44 mm - piston pin Ø 12 mm). Cod. 072500 (kit without head), cod. 072600 (kit with head). ATTENTION! To assemble this crankshaft it is necessary to bore out the housing diameter.

071814: Vilebrequin spécial pour kit Ø 47,6 - 80cc (bielle 90 mm - course 44 mm - axe du piston Ø 12 mm). Cod. 072500 (kit sans culasse), cod. 072600 (kit avec culasse). ATTENTION! Pour assembler ce vilebrequin il faut élargir le diamètre de logement.

* 20

Senza guarnizione coperchio valvole.

Without valve cover gasket.

Sans joint couvercle de valve.

* 21

072600: N.B. Kit di trasformazione Sfera da 50 cc a 80 cc. Per ottenere tale cilindrata nel kit viene aumentata la corsa a 44 mm. Occorre ordinare, pertanto, il relativo albero motore cod. 071814.

N.B. Kit transformation Sfera from 50 cc to 80 cc. To get this cubic capacity in the kit the stroke must be increased to 44 mm. You need to order the relative crankshaft cod. 071814.

ATTENTION! To assemble this crankshaft it is necessary to bore out the ho

N.B. Kit de transformation Sfera de 50 cc à 80 cc. Pour obtenir cette cylindrée dans le kit il faut augmenter la course à 44 mm. Donc il faut commander le relatif vilebrequin cod.

071814. ATTENTION! Pour assembler ce vilebrequin il faut élargir le diamètre

* 22

DISPOSIZIONI DI MONTAGGIO: In questo kit viene aumentata la corsa a 43 mm, occorre ordinare, pertanto, il relativo albero motore (vedi sezione alberi motori).

ATTENZIONE! Per montare questo albero motore si deve allargare il diametro di alloggiamento.

ASSEMBLING INSTRUCTIONS: In this kit the stroke is increased to 43 mm. You need to order the relative crankshaft (see section Crankshafts). ATTENTION! To assemble this crankshaft it is necessary to bore out the housing diameter.

DISPOSITION DE MONTAGE: Dans ce kit la course est augmentée à 43 mm. Donc il faut commander le relatif vilebrequin (voir section Vilebrequins). ATTENTION! Pour assembler ce vilebrequin il faut élargir le diamètre de logement.

* 24

Serie economica

Economic kit

Pochette économique

* 25

Serie economica con g.ne scarico spiralizzata.

Economic kit with exhaust gasket SPW.

Pochette économique avec joint de décharge spiroidal.

* 28

CONSIGLIO TECNICO: Per incrementare le prestazioni del kit RACING si consiglia l'impiego del nostro albero motore competizione cod. 071514/1.

TECHNICAL ADVICE:

To increase the performance of the RACING kit we suggest to assemble our crankshaft race cod. 071514/1.

CONSEIL TECHNIQUE:

Pour augmenter les performances du kit RACING nous conseillons d'assembler notre vilebrequin compétition cod. 071514/1.

* 30

Serie guarnizioni smeriglio con o-rings

Top end kit + o-rings.

Pochette haut-moteur + joints torique.

* 35

Scarico

Exhaust

Décharge

* 36

Aspirazione

Intake

Admission

* 37

Senza guarnizione coperchio frizione.

Without clutch cover gasket.

Sans joint couvercle d'embrayage.

* 38

070314/2: Albero motore speciale per kit Ø 47,6 - 80 cc (BIELLA 85 mm - CORSA 43 mm - SPINOTTO Ø 12 mm) Cod. 074700/1 (Kit con testa) Cod. 074600/1 (Kit senza testa) ATTENZIONE! Per montare questo albero motore si deve allargare il diametro di alloggiamento.

070314/2: Special crankshaft for kit Ø 47,6 - 80cc (connecting rod 85 mm - stroke 43 mm - piston pin Ø 12 mm) 070314/2: Special crankshaft for kit Ø 47,6 - 80cc (connecting rod 85 mm - stroke 43 mm - piston pin Ø 12 mm) Cod. 074700/1 (Kit with head) Cod. 074600/1 (Kit without head) ATTENTION! To assemble this crankshaft it is necessary to bore out the housing diameter.

070314/2: Vilebrequin spécial pour kit Ø 47,6 - 80c (bielle 85 mm - course 43 mm - axe du piston Ø 12 mm) 070314/2: Vilebrequin spécial pour kit Ø 47,6 - 80c (bielle 85 mm - course 43 mm - axe du piston Ø 12 mm) Cod. 074700/1 (kit avec culasse) Cod. 074600/1 (kit sans culasse) ATTENTION! Pour monter ce vilebrequin il faut élargir le diamètre de logement.

* 39

070314/3: Albero motore speciale per kit Ø 47,6 - 80 cc (biella 85 mm - corsa 43 mm - spinotto Ø 12 mm).

070314/3: Special crankshaft for kit Ø 47,6 - 80cc (connecting rod 85 mm - stroke 43 mm - piston pin Ø 12 mm).

070314/3: Vilebrequin spécial pour kit Ø 47,6 - 80cc (bielle 85 mm - course 43 mm - axe du piston Ø 12 mm).

*** 44**

Tutti gli articoli ATHENA, prodotti nelle cilindrate e/o potenze superiori a quelle previste dal codice stradale del paese di appartenenza dell'utilizzatore finale, sono destinati esclusivamente ad uso agonistico sportivo. L'uso sulla strada pubblica, come anche in campo aeronautico e marino, è vietato. ATHENA declina ogni responsabilità per usi diversi. Il cliente si rende pertanto responsabile che la distribuzione degli articoli acquistati in Athena sia conforme alla legislazione vigente nel proprio paese, liberando la stessa da qualsivoglia responsabilità.

All ATHENA products, which are manufactured with higher displacement and power than those permitted by law of the country where the end user lives, are intended solely for competition-sports usage. Use on public roads as well as in aeronautics and marine is prohibited. ATHENA is not responsible for any different usage. The customer takes full responsibility that the distribution of the articles purchased from Athena is in line with the current regulations of his country and therefore frees Athena from whatever responsibility in this matter.

Tous les produits Athena dans les cylindrées et/ou puissances supérieures à ce qu'il est prévu par le code de la route spécifique du pays d'appartenance d'utilisateur final, ne sont destinées qu'à une utilisation dans le cadre de compétitions sportives. L'usage sur la route publique est interdit. L'usage aéronautique et marin n'est pas indiqué. Nous nous dégageons de toute responsabilité pour toute autre utilisation. Le client prend sur soi la responsabilité que la distribution des produits achetés de la société Athena est conforme à la législation en vigueur dans son pays et par conséquent dégage Athena de quelque responsabilité.

*** 48**

Senza paraolio guidavalvola.

Without valve stem seals.

Sans joint spy guide-valve.

*** 51**

AVVERTENZA: Nei motori Piaggio (scooter 50 cc) esistono due diametri di calettamento, Ø 17 e Ø 18. Non avendo modo di sapere con precisione quali sono i motori che si diversificano, proponiamo entrambe le versioni: AVVERTENZA: Nei motori Piaggio (scooter 50 cc) esistono due diametri di calettamento, Ø 17 e Ø 18. Non avendo modo di sapere con precisione quali sono i motori che si diversificano, proponiamo entrambe le versioni: Ø 17 (perno 17,75, foro 17,70); Ø 18 (perno 18,10, foro 18,00)

ATTENZIONE! Gli ingranaggi con codice 071615, 071515 e 053315 non sono adattabili al modello Gilera Typhoon X. WARNING: In the Piaggio engines (scooter 50 cc) there are two keying diameters, Ø 17 and Ø 18. As we do not know exactly which are the engines that diversify we propose the two versions: WARNING: In the Piaggio engines (scooter 50 cc) there are two keying diameters, Ø 17 and Ø 18. As we do not know exactly which are the engines that diversify we propose the two versions: Ø 17 (pin 17,75, hole 17,70) Ø 18 (pin 18,10, hole 18,00) ATTENTION! The gears with our P/N 071615, 071515 and 053315 are not adaptable to model Gilera Typhoon X.

AVERTISSEMENT: Dans les moteurs Piaggio (scooter 50 cc) il ya deux diametre de calage, Ø 17 et Ø 18. Puisque nous ne savons pas exactement quels sont les moteurs qui se diversifient, nous proposons les deux versions: AVERTISSEMENT: Dans les moteurs Piaggio (scooter 50 cc) il ya deux diametre de calage, Ø 17 et Ø 18.

Puisque nous ne savons pas exactement quels sont les moteurs qui se diversifient, nous proposons les deux versions: Ø 17 (pivot 17,75, trou 17,70) Ø 18 (pivot 18,10, trou 18,00) ATTENTION! Les engrenages avec nos réf. 071615, 071515 et 053315 ne sont pas adaptables au modèle Gilera Typhoon X.

*** 53**

Superiore

Upper

Supérieur

*** 54**

Inferiore

Lower

Inférieur

*** 55**

Getti per carburatori Dell'Orto tipo:

PHBH..AS/AD/BS/BD/GS/IS/LS/US/VS/PS/CS/CD/ZS/FS/NS/

ND/HS/HD/MD/RS/RD/TD/SS/SD -

PHBL..AS/AD/BS/BD/HS/ED/GD/CS -

PHBN..BS/CS/DS/ES/FS/GS/HS/LS -

PHF..BS1/BD1/DS1/DD1/MS1/MD1/GS1/PS1/RS1 -

PHSB..H/L/M/N - PHVB..BD/CD/ED/FS/DD -

PHM..AS1/AD1/BS1/BD1/NS1/ND1/VS1/MS1/MD1/HS1/HD1/

SD1/ZS1/ZD1 -

PHVA..BD/CD/DD/DS/ED/ES/HS/LS/GD/GS/MD/PS/TS/FS/U

S/ID/QD/QS/RD/SD/ZS - VHSC..BD SHB 25 - SHB 27 - SHB

27..A - SHB 22..B - VHSA..ES/GS/FS/NS - VHSB

D/E/F/L/N/Q - VHSH..D/N/Q/R - VHSH..BS/CS

Jets for Dell'Orto carburetors:

PHBH..AS/AD/BS/BD/GS/IS/LS/US/VS/PS/CS/CD/ZS/FS/NS/

ND/HS/HD/MD/RS/RD/TD/SS/SD -

PHBL..AS/AD/BS/BD/HS/ED/GD/CS -

PHBN..BS/CS/DS/ES/FS/GS/HS/LS -

PHF..BS1/BD1/DS1/DD1/MS1/MD1/GS1/PS1/RS1 -

PHSB..H/L/M/N - PHVB..BD/CD/ED/FS/DD -

PHM..AS1/AD1/BS1/BD1/NS1/ND1/VS1/MS1/MD1/HS1/HD1/

SD1/ZS1/ZD1 -

PHVA..BD/CD/DD/DS/ED/ES/HS/LS/GD/GS/MD/PS/TS/FS/U

S/ID/QD/QS/RD/SD/ZS - VHSC..BD - SHB 25 - SHB 27 - SHB

27..A - SHB 22..B - VHSA..ES/GS/FS/NS - VHSB

D/E/F/L/N/Q - VHSH..D/N/Q/R - VHSH..BS/CS

Gicleur pour carburateur Dell'Orto:

PHBH..AS/AD/BS/BD/GS/IS/LS/US/VS/PS/CS/CD/ZS/FS/NS/

ND/HS/HD/MD/RS/RD/TD/SS/SD -

PHBL..AS/AD/BS/BD/HS/ED/GD/CS -

PHBN..BS/CS/DS/ES/FS/GS/HS/LS -

PHF..BS1/BD1/DS1/DD1/MS1/MD1/GS1/PS1/RS1 -

PHSB..H/L/M/N - PHVB..BD/CD/ED/FS/DD

*** 56**

Getti per carburatori Dell'Orto tipo: PHBD..AD/BS/CS -

PHBG..AS/AD/BS/BD/CS/DS -

PHBH..AS/AD/BS/BD/GS/IS/LS/US/VS/PS/E - PHCF

27..CS/FS - SHA 10 - SHA 12 - SHA 13 - SHA 14..L/N/T -

SHA 15..G - SHA 16..G - SHA 14..B/P/M/C/S/H/R - SHA

15..C/SHA 16..C - SHB 16 - SHB 16..L/H/N/G/F/M/N - SHBA

12 / SHBA 12..A - SHBC 19 - SHBC 18 - SHBC 18..N/P -

SHBC 19..E - SHBC 20..D/E/L

Jets for Dell'Orto carburetors: PHBD..AD/BS/CS -

PHBG..AS/AD/BS/BD/CS/DS -

PHBH..AS/AD/BS/BD/GS/IS/LS/US/VS/PS/E - PHCF

27..CS/FS - SHA 10 - SHA 12 - SHA 13 - SHA 14..L/N/T -

SHA 15..G - SHA 16..G - SHA 14..B/P/M/C/S/H/R - SHA

15..C/SHA 16..C - SHB 16 - SHB 16..L/H/N/G/F/M/N - SHBA

12 / SHBA 12..A - SHBC 19 - SHBC 18 - SHBC 18..N/P -

SHBC 19..E - SHBC 20..D/E/L

Gicleur pour carburateur Dell'Orto: PHBD..AD/BS/CS -

PHBG..AS/AD/BS/BD/CS/DS -

PHBH..AS/AD/BS/BD/GS/IS/LS/US/VS/PS/E - PHCF

27..CS/FS - SHA 10 - SHA 12 - SHA 13 - SHA 14..L/N/T -

SHA 15..G - SHA 16..G - SHA 14..B/P/M/C/S/H/R - SHA

15..C/SHA 16..C - SHB 16 - SHB 16..L/H/N/G/F/M/N - SHBA

12 / SHBA 12..A - SHBC 19 - SHBC 18 - SHBC 18..N/P -

SHBC 19..E - SHBC 20..D/E/L

*** 57**

Getti per carburatori Dell'Orto tipo: PHBD..AD/BS/CS -

PHBG..AS/AD/BS/BD/CS/DS

Jets for Dell'Orto carburetors: PHBD..AD/BS/CS -

PHBG..AS/AD/BS/BD/CS/DS

Gicleur pour carburateur Dell'Orto: PHBD..AD/BS/CS -

PHBG..AS/AD/BS/BD/CS/DS

*** 58**

AVVERTENZA: Questa marmitta non può essere montata nelle versioni catalizzate!

WARNING: This exhaust system cannot be installed in the catalized versions!

AVERTISSEMENT: Cette boîte d'échappement ne peut pas être montée sur les versions catalysées!

*** 59**

AVVERTENZA: Per montare questo gruppo termico, nei modelli YZ 125 LC 1997-1998, occorre sostituire la marmitta originale con una versione anno 1999-2003 e per i modelli 1997-1999 occorre ordinare le 2 molle-torsione (valvola) originali Yamaha anno 2000-2003.

WARNING: For installing this cylinder kit on the models YZ 125 LC 1997-1998, please replace the original exhaust muffler with 1999-2003 version and for the models 1997-1999 are absolutely necessary 2 original Yamaha torsion springs (valve) year 2000-2003.

AVERTISSEMENT: Pour l'installation du group thermique aux modèles YZ 125 LC 1997-1998, s'il vous plaît changer l'échappement original avec un model du 1999-2003 et pour les modèles 1997-1999 il faut acheter 2 ressorts de torsion (soupape) originales Yamaha année 2000-2003.

*** 60**

N.B. Questa centralina è dotata di un limitatore programmabile che può essere attivato o disattivato attraverso un interruttore.

N.B. This electronic unit is equipped with a programmable limiter that can be switched on or off.

N.B. Ce C.D.I est doté d'un limiteur programmable qui peut être activé ou désactivé par un disjoncteur.

*** 61**

N.B. Per scooter con avviamento elettrico.

N.B. Per scooter con avviamento elettrico.

N.B. Per scooter con avviamento elettrico.

*** 63**

P400485200001: La testa esterna e la cupola contenute in questo kit non sono intercambiabili con quelle inserite nel gruppo termico Athena Factory.

P400485200001: The outer cylinder head and the central head dome contained in this kit are not interchangeable with those contained in the Athena Factory kit.

P400485200001: La classe extérieure et le dôme inclus dans ce kit ne sont pas interchangeables avec lesquelles inclus dans le groupe thermique Athena Factory.

*** 64**

Albero motore speciale RACING con spinotto Ø 12: lo spinotto Ø 12 nei kit che in origine montano lo spinotto Ø 10 è consigliato per resistere maggiormente alle sollecitazioni meccaniche. Vi ricordiamo, pertanto, che questo albero motore va abbinato ai kit con spinotto-pistone Ø 12.

Special crankshaft RACING with piston pin Ø 12: in the kits with piston pin Ø 10 we suggest to assemble the piston pin Ø 12 as it better resists the mechanical stress. We remind you that this crankshaft has to be assembled in kits with piston pin Ø 12.

Vilebrequin spécial RACING avec axe du piston Ø 12: dans les kit origine avec axe du piston Ø 10 nous conseillons d'assembler l'axe Ø 12 qui résiste mieux aux sollicitations mécaniques. Nous rappelons que ce vilebrequin doit être assemblé sur le kit avec axe du piston Ø 12.

* 66

Albero motore speciale Racing consigliato per incrementare prestazioni ed affidabilità del kit 70 cc.
Special crankshaft Racing suggested to increase performance and reliability of kit 70 cc.
Vilebrequin spécial Racing conseillé pour augmenter les performances et la fiabilité du kit 70 cc.

* 67

068106: Per montare questo carburatore è necessario acquistare anche il kit starter elettrico perchè diverso dall'originale (cod. 068206). Il jack di connessione all'impianto elettrico è uguale. Per l'assemblaggio utilizzare il CAVO MOTION PRO cod. 07-0857.

068106: To assemble this carburettor it is necessary to buy also the electric starter kit as it is different from the original one (p/nr. 068206). The connection jack to the electrical wiring is the same. Assembly with MOTION PRO 07-0857 cable.

068106: Pour assembler ce carburateur il faut acheter aussi le kit démarrage électrique, parce qu'il est différent de l'original (réf. 068206). Le jack de connexion a l'équipement électrique est pareil. Monter avec le cable MOTION PRO 07-0857.

* 68

Questo kit Athena se assemblato con marmitta e centralina OEM, sviluppa molta più coppia della moto originale e per incrementare notevolmente anche la potenza alla ruota (CV), è necessario l'utilizzo di almeno uno scarico Racing.

This Athena cylinder kit assembled with OEM CDI and exhaust gets much more torque (Nxm) than OEM bike; in order to strongly increase also HP to the rear wheel it is necessary to use, at least, a Racing exhaust system.

Ce kit Athena développe plus couple que la moto originale s'il est assemblé avec un pot d'échappement et une unité électronique OEM. Pour augmenter considérablement aussi la puissance à la roue (CV) il est nécessaire d'utiliser un pot d'échappement Racing

* 69

067800: Solo per il modello RS SPORT 50.

067800: Only for the model RS SPORT 50.

067800: Seulement pour le modèle RS SPORT 50.

* 70

S410480392004: N.B. Non utilizzare questa centralina per Gilera Runner FX125 con Quich Start e Antifurto.

N.B. Electronic unit not suitable for Gilera Runner FX125 - model supplied with Quich Start and alarm.

N.B. Ne pas employer cette unité électronique avec le modèle Gilera Runner FX125 fourni de Quich Start et antifurto.

* 71

059015: Questo ingranaggio non va bene per il motore Minarelli verticale.

059015: This gear doesn't fit to Minarelli vertical engine.

059015: Cet engrenage ne s'adapte pas au moteur vertical Minarelli.

* 74

Dal modello ZAPM19000

From model ZAPM19000

A partir du modèle ZAPM19000

* 77

ATTENZIONE! Per installare il gruppo termico P400485100030 Ø 58, bisogna eseguire la barenatura dei carter motore.

ATTENTION! To assemble the cylinder kit P400485100030 Ø 58 you need to make the boring of the engine crankcase.

ATTENTION! Pour assembler le kit cylindre P400485100030 Ø 58 il faut faire l'alésage du carter moteur.

* 78

068106: Nessun carburatore maggiorato ha due fili dell'acceleratore, occorre pertanto, cambiare la manopola dell'acceleratore mettendone una con un unico filo. Athena non dispone di manopola e relativo filo.

068106: No big-bore size carburator has two throttle wires. For this reason, it is necessary to replace the two-wire throttle grip with a one-wire throttle grip. Athena doesn't provide the replacement grip and wire.

068106: Aucun carburateur "hautes performances" n'a deux fils d'accélération. Pour cette raison, il faut changer la poignée d'accélération en la remplaçant avec une poignée douée d'un seul fil. Athena ne fournit pas la poignée et le fil de remplacement.

* 79

Senza radiatore dell'olio

Without oil cooler

Without oil cooler

* 80

Anteriore

Front

Front

* 81

Posteriore

Rear

Rear

* 84

Posteriore sinistro

Left rear

Left rear

* 92

Anteriore destro

Front right

Front right

* 100

Anteriore sinistro

Front left

Front left

* 109

Sinistro

Left

Left

* 121

Maggiorato Ø 73 mm

Big bore Ø 73 mm

Big bore Ø 73 mm

* 122

Dal 2000 no guarnizione spurgo coperchio valvole

From 2000 without valve cover bleeding gasket

Depuis 2000 sans joint vidange

* 123

Front Rad. CAL

Front Rad. CAL

Front Rad. CAL

* 124

Scarico

Exhaust

Echappement

* 125

Aspirazione

Intake

Admission

* 126

Senza guarnizione coperchio frizione per MAJESTY 2000-2003

Without clutch cover gasket for MAJESTY 2000-2003

Sans joint carter d'embrayage pour MAJESTY 2000-2003

* 127

Per modello ORIGINAL

For original model

For original model

* 128

Versione "M"

Version "M"

Modèle "M"

* 129

Per modello BUMP

For BUMP model

For BUMP model

* 130

Modello H1

Model H1

Modèle H1

* 131

Motore N° 00768

Engine N° 00768

Engine N° 00768

* 135

Versione "MA"

Version "MA"

Modèle "MA"

* 145

Dal motore PE17800

From engine PE17800

De moteur PE17800

* 146

Dal motore PG17800

From engine PG17800

De moteur PG17800

* 147

Dal motore PG17800-MM 88

From engine PG17800-MM 88

De moteur PG17800-MM 88

* 155

Valida dal 04/2000

Valid from April 2000

Valide du Avril 2000

* 156

Esterno

Outer

Extérieur

* 157

Senza guarnizione coperchio frizione

Without clutch cover gasket

Sans joint carter d'embrayage

* 158

SEROW

SEROW

SEROW

*** 162**

Modello A
Model A
Model A

*** 163**

83C072C SH2-9TCS36
83C072C SH2-9TCS36
83C072C SH2-9TCS36

*** 164**

Motore DUCATI 650
Engine DUCATI 650
Engine DUCATI 650

*** 165**

1 foro
1 Hole
1 Hole

*** 166**

3 fori
3 Holes
3 Holes

*** 167**

Modello H1 STINGER
Model H1 STINGER
Modèle H1 STINGER

*** 168**

Motore ROTAX
Engine ROTAX
Moteur ROTAX

*** 169**

Motore ROTAX 4 tempi
Engine ROTAX 4 stroke
Moteur ROTAX 4T

*** 172**

Fino ai motori N° PC51079-PK3119
Until engines N° PC51079-PK3119
Jusqu'aux moteurs PC51079-PK3119

*** 176**

Dal motore PK3120
From engine PK3120
De moteur PK3120

*** 177**

Fino al motore N° PE17799
Until engines N° PE17799
Jusqu'aux moteurs N° PE17799

*** 178**

Fino al 5/1988
Until April 1988
Jusqu'à le 04/1988

*** 179**

Fino al 04/1988
Until 04/1988
Jusqu'à le 04/1988

*** 180**

Dal 05/1988
Since April 1988
De 05/1988

*** 181**

Fino al motore N° PG17799
Until engines N° PG17799
Jusqu'aux moteurs N° PG17799

*** 182**

Motore MM61
Engine MM61
Engine MM61

*** 183**

Motore MM91
Engine MM91
Engine MM91

*** 184**

Versione "S"
Version "S"
Modèle "S"

*** 185**

Sinistro
Left
Left

*** 186**

Destro
Right
Right

*** 192**

Anteriore sinistro / posteriore
Front left / rear
Front left / rear

*** 206**

Per il pistone Ø 100
For the piston Ø 100
Pour le piston Ø 100

*** 208**

Per il pistone Ø 64
For the piston Ø 64
Pour le piston Ø 64

*** 209**

Per il pistone Ø 64,5
For the piston Ø 64,5
Pour le piston Ø 64,5

*** 210**

Per il pistone Ø 66
For the piston Ø 66
Pour le piston Ø 66

*** 211**

Per il pistone Ø 65
For the piston Ø 65
Pour le piston Ø 65

*** 215**

Per il pistone Ø 54
For the piston Ø 54
Pour le piston Ø 54

*** 222**

Per il pistone Ø 95
For the piston Ø 95
Pour le piston Ø 95

*** 223**

Per il pistone Ø 54,25
For the piston Ø 54,25
Pour le piston Ø 54,25

*** 224**

Per il pistone Ø 54,75
For the piston Ø 54,75
Pour le piston Ø 54,75

*** 225**

Per S4F05400002A-S4F05400005A-S4F054500020
For S4F05400002A-S4F05400005A-S4F054500020
Pour S4F05400002A-S4F05400005A-S4F054500020

*** 226**

Per S4F06640010A-B-C
For S4F06640010A-B-C
Pour S4F06640010A-B-C

*** 229**

Per il pistone Ø 87 - Ø 88
For the piston Ø 87 - Ø 88
Pour le piston Ø 87 - Ø 88

*** 231**

Per il pistone Ø 66,4
For the piston Ø 66,4
Pour le piston Ø 66,4

*** 233**

Per il pistone Ø 79
For the piston Ø 79
Pour le piston Ø 79

*** 234**

Per il pistone Ø 97
For the piston Ø 97
Pour le piston Ø 97

*** 235**

Per il pistone Ø 68,5
For the piston Ø 68,5
Pour le piston Ø 68,5

*** 236**

Per S4F06640013A-B-C
For S4F06640013A-B-C
Pour S4F06640013A-B-C

*** 241**

Per il pistone Ø 78,5
For the piston Ø 78,5
Pour le piston Ø 78,5

*** 242**

Per il pistone Ø 69
For the piston Ø 69
Pour le piston Ø 69

*** 243**

Per il pistone Ø 87,5
For the piston Ø 87,5
Pour le piston Ø 87,5

*** 246**

Per il pistone Ø 88,5
For the piston Ø 88,5
Pour le piston Ø 88,5

*** 248**

Per il pistone Ø 102
For the piston Ø 102
Pour le piston Ø 102

*** 251**

Per il pistone Ø 89
For the piston Ø 89
Pour le piston Ø 89

*** 256**

Per il pistone Ø 97,5
For the piston Ø 97,5
Pour le piston Ø 97,5

*** 257**

Per il pistone Ø 98
For the piston Ø 98
Pour le piston Ø 98

*** 261**

2 Tempi
2 Strokes
2 Strokes

*** 264**

Per il pistone Ø 74
For the piston Ø 74
Pour le piston Ø 74

*** 265**

Per il pistone Ø 73,5
For the piston Ø 73,5
Pour le piston Ø 73,5

*** 266**

Per il pistone Ø 73
For the piston Ø 73
Pour le piston Ø 73

*** 269**

Per il pistone Ø 74,5
For the piston Ø 74,5
Pour le piston Ø 74,5

*** 271**

Per il pistone Ø 75,5
For the piston Ø 75,5
Pour le piston Ø 75,5

*** 272**

Per il pistone Ø 76
For the piston Ø 76
Pour le piston Ø 76

*** 275**

Per il pistone Ø 80
For the piston Ø 80
Pour le piston Ø 80

*** 276**

Per il pistone Ø 80,5
For the piston Ø 80,5
Pour le piston Ø 80,5

*** 277**

Per il pistone Ø 81
For the piston Ø 81
Pour le piston Ø 81

*** 282**

Per S4F05400014A
For S4F05400014A
Pour S4F05400014A

*** 283**

Motore N° 00767
Engine N° 00767
Engine N° 00767

*** 286**

Fino al motore N° 17799-MM 102
Until engine N° 17799-MM 102
Jusqu'aux moteurs N° 17799-MM 102

*** 287**

Filtro lungo
Long filter
Long filter

*** 288**

Filtro corto
Short filter
Short filter

*** 289**

Senza paraolio guidavalvola
Without valve stem seals
Sans joint spy de soupape

*** 292**

Per S4C05400001
For S4C05400001
Pour S4C05400001

*** 295**

Per il pistone Ø 47,5
For the piston Ø 47,5
Pour le piston Ø 47,5

*** 296**

Per il pistone Ø 48
For the piston Ø 48
Pour le piston Ø 48

*** 297**

Per il pistone Ø 48,5
For the piston Ø 48,5
Pour le piston Ø 48,5

*** 301**

Per S4C04600001A (B-C)
For S4C04600001A (B-C)
Pour S4C04600001A (B-C)

*** 302**

Per S4C04700003A (B-C)
For S4C04700003A (B-C)
Pour S4C04700003A (B-C)

*** 303**

Fino al motore N° 2127156
Until engine N° 2127156
Jusqu'aux moteurs N° 2127156

*** 306**

Rear Rad. CAL
Rear Rad. CAL
Rear Rad. CAL

*** 316**

Per il pistone Ø 96
For the piston Ø 96
Pour le piston Ø 96

*** 319**

Dal modello ZAPM19000
From model ZAPM19000
À partir du model ZAPM19000

*** 320**

Per il pistone Ø 72
For the piston Ø 72
Pour le piston Ø 72

*** 321**

Per il pistone Ø 72,5
For the piston Ø 72,5
Pour le piston Ø 72,5

*** 323**

Per il pistone Ø 78
For the piston Ø 78
Pour le piston Ø 78

*** 326**

Per il pistone Ø 81,5
For the piston Ø 81,5
Pour le piston Ø 81,5

*** 327**

Per il pistone Ø 82
For the piston Ø 82
Pour le piston Ø 82

*** 329**

Per il pistone Ø 75
For the piston Ø 75
Pour le piston Ø 75

*** 331**

Per il pistone Ø 76,5
For the piston Ø 76,5
Pour le piston Ø 76,5

*** 332**

Per il pistone Ø 77
For the piston Ø 77
Pour le piston Ø 77

*** 333**

Per il pistone Ø 66,25
For the piston Ø 66,25
Pour le piston Ø 66,25

*** 334**

Per il pistone Ø 66,75
For the piston Ø 66,75
Pour le piston Ø 66,75

*** 335**

Per il pistone Ø 67,5
For the piston Ø 67,5
Pour le piston Ø 67,5

*** 336**

Per il pistone Ø 68
For the piston Ø 68
Pour le piston Ø 68

*** 339**

Per il pistone Ø 83,5
For the piston Ø 83,5
Pour le piston Ø 83,5

*** 340**

Per il pistone Ø 84
For the piston Ø 84
Pour le piston Ø 84

*** 341**

Per il pistone Ø 90
For the piston Ø 90
Pour le piston Ø 90

*** 343**

Per il pistone Ø 54,5
For the piston Ø 54,5
Pour le piston Ø 54,5

*** 344**

Per il pistone Ø 55
For the piston Ø 55
Pour le piston Ø 55

*** 347**

Per il pistone Ø 94
For the piston Ø 94
Pour le piston Ø 94

*** 349**

2 Set richiesti
2 Sets required
2 Sets required

*** 351**

Racing
Racing
Racing

*** 354**

Per S4C05400013
For S4C05400013
Pour S4C05400013

*** 355**

Per il pistone Ø 83
For the piston Ø 83
Pour le piston Ø 83

*** 357**

Per il pistone Ø 101
For the piston Ø 101
Pour le piston Ø 101

*** 362**

Per ogni modello di carburatore KEIHIN FCR
KEIHIN FCR carbureted models only
KEIHIN FCR carbureted models only

*** 370**

Per S4C05400003
For S4C05400003
Pour S4C05400003

*** 371**

Per S4C05400008, S4C05400016, S4C05400014
For S4C05400008, S4C05400016, S4C05400014
Pour S4C05400008, S4C05400016, S4C05400014

*** 372**

Per 2004-2005 modello PAIOLI
For 2004-2005 PAIOLI model
For 2004-2005 PAIOLI model

*** 373**

Secondario EURO2
Secondary air filter EURO2
Secondary air filter EURO2

*** 376**

Per il pistone Ø 72,7
For the piston Ø 72,7
Pour le piston Ø 72,7

*** 380**

Per il pistone Ø 79,25
For the piston Ø 79,25
Pour le piston Ø 79,25

*** 381**

Per il pistone Ø 67
For the piston Ø 67
Pour le piston Ø 67

*** 383**

Per clamp 40 mm
For clamp 40 mm
Pour clamp 40 mm

*** 384**

Per clamp STK
For clamp STK
Pour clamp STK

*** 389**

Motore PIAGGIO
PIAGGIO engine
Moteur PIAGGIO

*** 390**

ABS ST4S
ABS ST4S
ABS ST4S

*** 391**

EUROPA
EUROPE
EUROPE

*** 403**

Fino a <105673
Up to <105673
Up to <105673

*** 404**

Per S4C05400012
For S4C05400012
Pour S4C05400012

*** 405**

Per S4C05400010
For S4C05400010
Pour S4C05400010

*** 407**

Per il pistone Ø 86,5
For the piston Ø 86,5
Pour le piston Ø 86,5

*** 408**

Per il pistone Ø 87
For the piston Ø 87
Pour le piston Ø 87

*** 409**

Per il pistone Ø 85
For the piston Ø 85
Pour le piston Ø 85

*** 410**

Per il pistone Ø 88
For the piston Ø 88
Pour le piston Ø 88

*** 411**

Per il pistone Ø 86
For the piston Ø 86
Pour le piston Ø 86

*** 412**

Interno
Inner
Interieur

*** 417**

Per modello Off-Road
For Off-Road model
For Off-Road model

*** 422**

Per S4F08300005
For S4F08300005
Pour S4F08300005

*** 423**

Per il pistone Ø 58
For the piston Ø 58
Pour le piston Ø 58

*** 424**

Per ogni applicazione dopo che è stato rimosso il TORS
Only applies when TORS has been removed
Only applies when TORS has been removed

*** 425**

Solo modelli senza switch 4x4
Only fits models without 4x4 switch
Only fits models without 4x4 switch

*** 426**

Con switch per azionare 4WD
4WD push botton switch
4WD push botton switch

*** 427**

Per aspirazione dal carter
Suction from crankcase
Aspiration du carter

*** 430**

Per 883 cc
For 883 cc
Pour 883 cc

*** 431**

Per 1200 cc
For 1200 cc
Pour 1200 cc

*** 433**

Modello carburatore (2001-2005) e modello iniezione (2006-2007)
Carburetor model 2001-2005 and fuel injection model 2006-2007
Carburetor model 2001-2005 and fuel injection model 2006-2007

*** 434**

Per il pistone Ø 44,5
For the piston Ø 44,5
Pour le piston Ø 44,5

*** 435**

Per il pistone Ø 50
For the piston Ø 50
Pour le piston Ø 50

*** 436**

Per S4F08300006
For S4F08300006
Pour S4F08300006

*** 440**
Con guarnizione base cilindro presspan
Fibre cylinder base gasket
Fibre cylinder base gasket

*** 441**
Per il pistone Ø 95,5
For the piston Ø 95,5
Pour le piston Ø 95,5

*** 442**
Con guarnizione base cilindro alluminio
Alluminium cylinder base gasket
Alluminium cylinder base gasket

*** 443**
Per il pistone Ø 45
For the piston Ø 45
Pour le piston Ø 45

*** 444**
Per il pistone Ø 40
For the piston Ø 40
Pour le piston Ø 40

*** 461**
KAIFA
KAIFA
KAIFA

*** 462**
MARZOCCHI
MARZOCCHI
MARZOCCHI

*** 464**
SHOWA
SHOWA
SHOWA

*** 465**
MARZOCCHI / SEBAC
MARZOCCHI / SEBAC
MARZOCCHI / SEBAC

*** 466**
MPW
MPW
MPW

*** 467**
Per S4C05400005
For S4C05400005
Pour S4C05400005

*** 468**
Per S4C05400011
For S4C05400011
Pour S4C05400011

*** 469**
MY
MY
MY

*** 470**
Per S4C05400004, S4C05400007, S4C05400009
For S4C05400004, S4C05400007, S4C05400009
Pour S4C05400004, S4C05400007, S4C05400009

*** 471**
Per S4F06640008 e S4F06640009
For S4F06640008 and S4F06640009
Pour S4F06640008, S4F06640009

*** 472**
Per S4F06640018
For S4F06640018
Pour S4F06640018

*** 473**
Per S4F07700002
For S4F07700002
Pour S4F07700002

*** 474**
Per S4F07700005, S4F07700009
For S4F07700005, S4F07700009
Pour S4F07700005, S4F07700009

*** 475**
Tipo 447
Type 447
Type 447

*** 476**
Tipo 533
Type 533
Type 533

*** 477**
Per il pistone Ø 56
For the piston Ø 56
Pour le piston Ø 56

*** 488**
Dai motori PC51080-PK3120
From engines PC51080-PK3120
De moteur PC51080-PK3120

*** 501**
Posteriore senza ABS
Rear without ABS
Rear without ABS

*** 502**
Anteriore / Posteriore
Front / Rear
Front / Rear

*** 505**
Senza guarnizione coperchio frizione e coperchio valvole
Without clutch cover and valve cover gasket
Sans joint carter d'embrayage et couvercle de soupape

*** 506**
073600: Kit con aspirazione inclinata
073600: Cylinder kit with tilted intake
073600: Kit cylindre avec aspiration incliné

*** 507**
P400220100005: Nel kit 300 cc l'iniezione elettronica necessita di una centralina aggiuntiva per la sua gestione. Centralina inclusa nel kit.
P400220100005: The electronic ignition of the 300 CC kit needs an additional CDI to work properly. This CDI is included in the kit.
P400220100005: L'injection électronique du kit 300cc nécessite d'une boîte électronique additionnelle pour son fonctionnement. La boîte additionnelle est inclus dans le kit.

*** 508**
MARZOCCHI / SHOWA
MARZOCCHI / SHOWA
MARZOCCHI / SHOWA

*** 510**
ATTENZIONE! Per la testa cilindro piena utilizzare le guarnizioni S410130001004, M751805150074, M751802031004. Per la testa cilindro scomponibile usare le guarnizioni S410485001162 e M752610370004.
IMPORTANT! For the monoblock cylinder head use the gaskets S410130001004, M751805150074, M751802031004. For the modular cylinder head use the gaskets S410485001162 and M752610370004.
ATTENTION! Pour la culasse de cylindre pleine, utiliser les joints S410130001004, M751805150074 et M751802031004. Pour la culasse de cylindre démontable, utiliser les joints S410485001162 et M752610370004.

*** 511**
Per testa piena
For monoblock head
Pour culasse pleine

*** 512**
Per testa scomponibile
Per testa scomponibile
Per testa scomponibile

*** 513**
Per testa piena O-ring prigionieri
For monoblock head bolt O-rings
Joints toriques prisonniers de la culasse pleine

*** 517**
VRA00 Modello (2006-2008)
VRA00 Model (2006-2008)
VRA00 Model (2006-2008)

*** 518**
VR000 Modello (2006-2008) Telaio no. ZD4VR00006S000001 e seguenti
VR000 Modello (2006-2008) frame p/n no. ZD4VR00006S000001 and next
VR000 Modello (2006-2008) frame p/n no. ZD4VR00006S000001 and next

*** 519**
senza guarnizione coperchio valvole
Without valve cover gasket
Sans joint couvercle de valve

*** 520**
Economica
Economic
Economique

*** 522**
Con gabbia in metallo
With metal cage
Avec cage en metal

*** 523**
Con gabbia in teflon.
With cage in teflon.
Avec cage en teflon.

*** 524**
< A111933
< A111933
< A111933

*** 525**
< KP15050
< KP15050
< KP15050

*** 526**

< KT11809
< KT11809
< KT11809

*** 527**

< KS13769
< KS13769
< KS13769

*** 530**

SIX
SIX
SIX

*** 532**

Per il pistone Ø 47,6
For the piston Ø 47,6
Pour le piston Ø 47,6

*** 533**

Posteriore destro
Rear right
Rear right

*** 536**

Anteriore
Front
Avant

*** 537**

Posteriore
Rear
Arrière

*** 539**

KAYABA
KAYABA
KAYABA

*** 540**

PAIOLI
PAIOLI
PAIOLI

*** 541**

USA
USA
USA

*** 544**

Anteriore / Posteriore sinistro
Front / Left rear
Front / Left rear

*** 547**

per S4F07600004
for S4F07600004
Pour S4F07600004

*** 552**

Per spinotto Ø 12
For pin Ø 12
Pour axe Ø 12

*** 553**

Senza guarnizione coperchio frizione e coperchio generatore
Without clutch cover gasket and generator cover gasket
Sans joint carter d'embrayage et joint couvercle generateur

*** 554**

Per testa bombata
For domed head
Pour tête bombée

*** 555**

Per S4F07700014/A-/B
For S4F07700014/A-/B
Pour S4F07700014/A-/B

*** 556**

Per S4F07700013/A-/B
For S4F07700013/A-/B
Pour S4F07700013/A-/B

*** 557**

Per il pistone Ø 63
For the piston Ø 63
Pour le piston Ø 63

*** 558**

Secondo filtro
Second filter
Second filter

*** 559**

Primo filtro
First filter
First filter

*** 560**

Senza paraolio albero testa cilindro
Without cylinder head overhead camshaft oil seal
Without cylinder head overhead camshaft oil seal

*** 561**

Esterno
Outer
Extérieur

*** 562**

Interno
Inner
Intérieur

*** 563**

Per S4F09700013
For S4F09700013
Pour S4F09700013

*** 564**

Per S4F10000013
For S4F10000013
Pour S4F10000013

*** 565**

Modelli B, C, D
B, C, D Models
B, C, D Models

*** 566**

Modelli A, B, C, D
A, B, C, D Models
A, B, C, D Models

*** 567**

Single Carb
Single Carb
Single Carb

*** 568**

Sport Jet
Sport Jet
Sport Jet

*** 569**

Comm
Comm
Comm

*** 571**

SS
SS
SS

*** 572**

60° V4
60° V4
60° V4

*** 573**

Ficht FFI
Ficht FFI
Ficht FFI

*** 574**

SB
SB
SB

*** 575**

BB
BB
BB

*** 576**

Crossflow
Crossflow
Crossflow

*** 577**

60°
60°
60°

*** 578**

SB X-flow
SB X-flow
SB X-flow

*** 579**

Carb only
Carb only
Carb only

*** 580**

X-flow
X-flow
X-flow

*** 581**

SB loop
SB loop
SB loop

*** 582**

BB Loop
BB Loop
BB Loop

*** 583**

Destro e sinistro
Right and Left
Right and Left

*** 584**

1985-1997 Eccetto modello D
1985-1997 Except D model
1985-1997 Except D model

*** 585**

1988 Modelli A e B
1988 A e B Models
1988 A e B Models

*** 586**

Must add part number S610245012008 and S610245012013
Must add part number S610245012008 and S610245012013
Must add part number S610245012008 and S610245012013

*** 587**

OG055314 & UP
OG055314 & UP
OG055314 & UP

*** 588**

6445653-B10788
6445653-B10788
6445653-B10788

*** 589**

Mariner
Mariner
Mariner

*** 590**

2116318-B110788
2116318-B110788
2116318-B110788

*** 591**

D000750 - UP
D000750 - UP
D000750 - UP

*** 592**

OG590000 - UP
OG590000 - UP
OG590000 - UP

*** 593**

4 Tempi
4 Stroke
4 Stroke

*** 594**

6428681-B122929
6428681-B122929
6428681-B122929

*** 595**

3293184-4382056
3293184-4382056
3293184-4382056

*** 596**

4382057-4571651
4382057-4571651
4382057-4571651

*** 597**

4571652-6428600
4571652-6428600
4571652-6428600

*** 598**

A996142-UP
A996142-UP
A996142-UP

*** 599**

6432901-UP
6432901-UP
6432901-UP

*** 600**

DFI
DFI
DFI

*** 601**

DFI / OT980000-UP
DFI / OT980000-UP
DFI / OT980000-UP

*** 602**

4831999-6432900
4831999-6432900
4831999-6432900

*** 603**

3493913-4366801
3493913-4366801
3493913-4366801

*** 604**

4366802-4831998
4366802-4831998
4366802-4831998

*** 605**

4845301-5299505
4845301-5299505
4845301-5299505

*** 606**

DFI / OT801000-UP
DFI / OT801000-UP
DFI / OT801000-UP

*** 607**

B209468-UP
B209468-UP
B209468-UP

*** 609**

F15
F15
F15

*** 610**

F25
F25
F25

*** 611**

3525441-4855152
3525441-4855152
3525441-4855152

*** 612**

2.5L DFI
2.5L DFI
2.5L DFI

*** 613**

2.5L DFI / OG960500-OT178499
2.5L DFI / OG960500-OT178499
2.5L DFI / OG960500-OT178499

*** 614**

D283222-UP
D283222-UP
D283222-UP

*** 615**

A904646-C239552
A904646-C239552
A904646-C239552

*** 616**

Senza paraolio
Kit without oil seal
Kit without oil seal

*** 617**

C30
C30
C30

*** 618**

C30HD
C30HD
C30HD

*** 619**

C239553-UP
C239553-UP
C239553-UP

*** 620**

2.5L DFI / OG590000-OG960499
2.5L DFI / OG590000-OG960499
2.5L DFI / OG590000-OG960499

*** 621**

C40
C40
C40

*** 622**

2.5L DFI / OG960500-UP
2.5L DFI / OG960500-UP
2.5L DFI / OG960500-UP

*** 623**

P40
P40
P40

*** 624**

F40
F40
F40

*** 625**

3293234-3502805
3293234-3502805
3293234-3502805

*** 626**

PRO 50/50 (6H5)
PRO 50/50 (6H5)
PRO 50/50 (6H5)

*** 627**

P50
P50
P50

*** 628**

C50
C50
C50

*** 629**

3502806-4868997
3502806-4868997
3502806-4868997

*** 630**

4868648-6042945
4868648-6042945
4868648-6042945

*** 631**

6042946-C239552
6042946-C239552
6042946-C239552

*** 633**

B242885-C239552
B242885-C239552
B242885-C239552

*** 634**

XR4 / B242885-C239552 / 2.4L Blocks with dowel pins use P600334999001 kit and S610334001015 head gasket
XR4 / B242885-C239552 / 2.4L Blocks with dowel pins use P600334999001 kit and S610334001015 head gasket
XR4 / B242885-C239552 / 2.4L Blocks with dowel pins use P600334999001 kit and S610334001015 head gasket

*** 635**

90 (6HI)
90 (6HI)
90 (6HI)

*** 636**

2.6 L 90° Block HPDI
2.6 L 90° Block HPDI
2.6 L 90° Block HPDI

*** 637**

150 DX, LX, SX, VX
150 DX, LX, SX, VX
150 DX, LX, SX, VX

*** 638**

90°
90°
90°

*** 639**

2.6 L 90° Block EFI
2.6 L 90° Block EFI
2.6 L 90° Block EFI

*** 640**

C150
C150
C150

*** 641**

150 SX
150 SX
150 SX

*** 642**

Excel
Excel
Excel

*** 643**

200 LX
200 LX
200 LX

*** 644**

200 SX
200 SX
200 SX

*** 645**

200 V
200 V
200 V

*** 646**

3.3 L HPDI
3.3 L HPDI
3.3 L HPDI

*** 647**

225 LX
225 LX
225 LX

*** 648**

225 SX
225 SX
225 SX

*** 649**

225 S, L
225 S, L
225 S, L

*** 650**

225 V
225 V
225 V

*** 651**

250 S, L
250 S, L
250 S, L

*** 652**

250 LX
250 LX
250 LX

*** 653**

250 L (61A), 250 (61B)
250 L (61A), 250 (61B)
250 L (61A), 250 (61B)

*** 654**

XR4 / B242885-C239552
XR4 / B242885-C239552
XR4 / B242885-C239552

*** 655**

4301235-6618750
4301235-6618750
4301235-6618750

*** 656**

6618751-C239552
6618751-C239552
6618751-C239552

*** 657**

C239553-UP / 2.5L Models with o-ring head, order q.ty 6 pn S610334010022 and q.ty 2 pn S610334001017
C239553-UP / 2.5L Models with o-ring head, order q.ty 6 pn S610334010022 and q.ty 2 pn S610334001017
C239553-UP / 2.5L Models with o-ring head, order q.ty 6 pn S610334010022 and q.ty 2 pn S610334001017

*** 658**

2.5L DFI / OT178500,OT801000 -UP
2.5L DFI / OT178500,OT801000 -UP
2.5L DFI / OT178500,OT801000 -UP

*** 659**

6073192-6203990
6073192-6203990
6073192-6203990

*** 660**

6203991-UP
6203991-UP
6203991-UP

*** 661**

D082000-UP
D082000-UP
D082000-UP

*** 662**

XS DFI 2.5L / OT235000-UP
XS DFI 2.5L / OT235000-UP
XS DFI 2.5L / OT235000-UP

*** 663**

Sport Jet DFI
Sport Jet DFI
Sport Jet DFI

*** 664**

ProMax / OD935000-OG610079
ProMax / OD935000-OG610079
ProMax / OD935000-OG610079

*** 665**

ProMax / OG857000-UP
ProMax / OG857000-UP
ProMax / OG857000-UP

*** 666**

3.0L DFI/Optimax / OG3866496-OG589999
3.0L DFI/Optimax / OG3866496-OG589999
3.0L DFI/Optimax / OG3866496-OG589999

*** 667**

Sport Jet (Carb)
Sport Jet (Carb)
Sport Jet (Carb)

*** 668**

B117316-UP
B117316-UP
B117316-UP

*** 669**

3.0L DFI/Optimax / OG9605-00/OT178499-UP
3.0L DFI/Optimax / OG9605-00/OT178499-UP
3.0L DFI/Optimax / OG9605-00/OT178499-UP

*** 670**

3.0L DFI/Optimax / OG590000-OG960499
3.0L DFI/Optimax / OG590000-OG960499
3.0L DFI/Optimax / OG590000-OG960499

*** 671**

XR6 / D082000-UP / 2.5L Models with o-ring head, order q.ty 6 pn S610334010022 and q.ty 2 pn S610334001017
XR6 / D082000-UP / 2.5L Models with o-ring head, order q.ty 6 pn S610334010022 and q.ty 2 pn S610334001017
XR6 / D082000-UP / 2.5L Models with o-ring head, order q.ty 6 pn S610334010022 and q.ty 2 pn S610334001017

*** 672**

XR6 / D082000-UP
XR6 / D082000-UP
XR6 / D082000-UP

*** 673**

ProMax / OD935638-OT429939
ProMax / OD935638-OT429939
ProMax / OD935638-OT429939

*** 674**

3.0L EFI / OT409000-UP
3.0L EFI / OT409000-UP
3.0L EFI / OT409000-UP

*** 675**

3.0L DFI/Optimax / OG960500/OT801000-UP
3.0L DFI/Optimax / OG960500/OT801000-UP
3.0L DFI/Optimax / OG960500/OT801000-UP

*** 676**

3.0L DFI, DTS / OT599000-UP
3.0L DFI, DTS / OT599000-UP
3.0L DFI, DTS / OT599000-UP

*** 677**

3.0L Carb / OD280813-OG7602999
3.0L Carb / OD280813-OG7602999
3.0L Carb / OD280813-OG7602999

*** 678**

No head gasket included - 6 M751802200004 necessary
No head gasket included - 6 M751802200004 necessary
No head gasket included - 6 M751802200004 necessary

*** 679**

3.0L Carb / OG245605-OT408999
3.0L Carb / OG245605-OT408999
3.0L Carb / OG245605-OT408999

*** 680**

3.0L Carb / OG245605-OT408999
3.0L Carb / OG245605-OT408999
3.0L Carb / OG245605-OT408999

*** 681**

3.0L EFI / OG76300-OT408999
3.0L EFI / OG76300-OT408999
3.0L EFI / OG76300-OT408999

*** 682**

3.0L EFI / OG129222-OT408999
3.0L EFI / OG129222-OT408999
3.0L EFI / OG129222-OT408999

*** 683**

4-Stroke EFI / OT653945-UP
4-Stroke EFI / OT653945-UP
4-Stroke EFI / OT653945-UP

*** 684**

Sport Jet EFI
Sport Jet EFI
Sport Jet EFI

*** 685**

3.0L EFI / Optimax OT409000/OT800999-UP
3.0L EFI / Optimax OT409000/OT800999-UP
3.0L EFI / Optimax OT409000/OT800999-UP

*** 686**

XB 3.0L / OG980600-OT800999 / n.6 M751802200004 necessary
XB 3.0L / OG980600-OT800999 / n.6 M751802200004 necessary
XB 3.0L / OG980600-OT800999 / n.6 M751802200004 necessary

*** 687**

XB 3.0L / OG980600-OT800999
XB 3.0L / OG980600-OT800999
XB 3.0L / OG980600-OT800999

*** 688**

XS 3.0L DFI / OT651945-OT818042
XS 3.0L DFI / OT651945-OT818042
XS 3.0L DFI / OT651945-OT818042

*** 689**

Sport Jet DFI 3.0L
Sport Jet DFI 3.0L
Sport Jet DFI 3.0L

*** 690**

EFI Hi-Perf Offshore / OG367000/OG85699-UP
EFI Hi-Perf Offshore / OG367000/OG85699-UP
EFI Hi-Perf Offshore / OG367000/OG85699-UP

*** 691**

300X 3.0L EFI/Promax / OT235084/OT429940-UP
300X 3.0L EFI/Promax / OT235084/OT429940-UP
300X 3.0L EFI/Promax / OT235084/OT429940-UP

*** 692**

3.0 EFI/Promax/Super Mag / OG610221-OT105297 / n.6 M751802200004 necessary
3.0 EFI/Promax/Super Mag / OG610221-OT105297 / n.6 M751802200004 necessary
3.0 EFI/Promax/Super Mag / OG610221-OT105297 / n.6 M751802200004 necessary

*** 693**

3.0 EFI/Promax/Super Mag / OG610221-OT105297
3.0 EFI/Promax/Super Mag / OG610221-OT105297
3.0 EFI/Promax/Super Mag / OG610221-OT105297

*** 694**

DFI / OG960500-OT178499
DFI / OG960500-OT178499
DFI / OG960500-OT178499

*** 695**

3.0L Carb / OD280813-OG7602999 / n.6 M751802200004 necessary
3.0L Carb / OD280813-OG7602999 / n.6 M751802200004 necessary
3.0L Carb / OD280813-OG7602999 / n.6 M751802200004 necessary

*** 696**

3.0L Carb / OG245605-OT408999 / n.6 M751802200004 necessary
3.0L Carb / OG245605-OT408999 / n.6 M751802200004 necessary
3.0L Carb / OG245605-OT408999 / n.6 M751802200004 necessary

*** 697**

3.0L EFI / OG76300-OT408999 / n.6 M751802200004 necessary
3.0L EFI / OG76300-OT408999 / n.6 M751802200004 necessary
3.0L EFI / OG76300-OT408999 / n.6 M751802200004 necessary

*** 698**

3.0L EFI / OG129222-OT408999 / n.6 M751802200004 necessary
3.0L EFI / OG129222-OT408999 / n.6 M751802200004 necessary
3.0L EFI / OG129222-OT408999 / n.6 M751802200004 necessary

*** 699**

Per piston S4F09500005A/B/C-S4F09500010A/B/C
Four pistons S4F09500005A/B/C-S4F09500010A/B/C
Pour le pistons S4F09500005A/B/C-S4F09500010A/B/C

*** 700**

Modelli DYNA 1999-2005
DYNA models 1999-2005
DYNA models 1999-2005

*** 701**

Per S4F09550005
For S4F09550005
Pour S4F09550005

*** 702**

Per S4F09550005
For S4F09550005
Pour S4F09550005

*** 703**

Per S4F09550005
For S4F09550005
Pour S4F09550005

*** 704**

Per S4F09550005
For S4F09550005
Pour S4F09550005

*** 705**

Per S4F09550005
For S4F09550005
Pour S4F09550005

*** 706**

Per S4F09550005
For S4F09550005
Pour S4F09550005

*** 707**

Raccordo catalizzato (cod. S410485303020) per marmitta YZF-R125 Racing (cod. P400485120009), da acquistare separatamente. Il gruppo di scarico P400485120009 si intende omologato solo se assemblato con il collettore S410485303020. Attenzione: la marmitta può essere montata anche senza raccordo catalizzato, in tal caso perde l'omologazione.

Catalyzed junction (cod. S410485303020) for exhaust system YZF-R125 Racing (cod. P400485120009), to be purchased separately. The exhaust unit P400485120009 is considered approved only if it is assembled with the manifold cod. S410485303020. Warning: the exhaust system can be assembled also without catalyzed junction, in this case the approval is not guaranteed.

Raccord catalyseur réf. S410485303020 pour pot d'échappement Racing YZF-R125 réf. P400485120009 (vendu séparément). Le pot d'échappement P400485120009 s'entend homologué seulement s'il est assemblé avec le raccord S410485303020. Attention: le pot d'échappement peut être monté même sans le raccord catalyseur, mais en ce cas il n'y a pas d'homologation.

*** 708**

Kit o-ring testa scomponibile Standard e Big Bore Standard and Big Bore modular head o-ring kit Standard and Big Bore modular head o-ring kit

*** 710**

4839034-5363917-6073192-6203990
4839034-5363917-6073192-6203990
4839034-5363917-6073192-6203990

*** 711**

5628028-D280812
5628028-D280812
5628028-D280812

*** 712**

Per S4F09500020A/B
For S4F09500020A/B
For S4F09500020A/B

*** 713**

MOD. FACTORY
MOD. FACTORY
MOD. FACTORY

*** 714**

3.0L OPTIMAX
3.0L OPTIMAX
3.0L OPTIMAX

*** 715**

Kit Cilindro Speciale 222 + Pistone ad Alta Compressione 222
+ Centralina Cairoli Replica + Serie Guarnizioni
Special cylinder 222 + High compression piston 222 + Cairoli
Replica electronic control unit + Gasket kit
Cylindre special 222 + piston haute compression 222 + Boite
eletrique Cairoli Replica + pochette joints

- * 737**
Cod. Eng. 1501503F-110001
Cod. Eng. 1501503F-110001
Cod. Eng. 1501503F-110001
- * 738**
Cod. Eng. A00993F-110001
Cod. Eng. A00993F-110001
Cod. Eng. A00993F-110001
- * 739**
EFI Cod.Eng. up to 1B366822
EFI Cod.Eng. up to 1B366822
EFI Cod.Eng. up to 1B366822
- * 740**
EFI Cod.Eng. 0T178500-1B366822
EFI Cod.Eng. 0T178500-1B366822
EFI Cod.Eng. 0T178500-1B366822
- * 741**
Carb Cod.Eng. 0G760300-1B344298
Carb Cod.Eng. 0G760300-1B344298
Carb Cod.Eng. 0G760300-1B344298
- * 742**
Carb Cod.Eng. 0P153500
Carb Cod.Eng. 0P153500
Carb Cod.Eng. 0P153500
- * 743**
EFI Cod.Eng. 0T409000-1B226999
EFI Cod.Eng. 0T409000-1B226999
EFI Cod.Eng. 0T409000-1B226999
- * 744**
EFI Cod.Eng. 1C109093
EFI Cod.Eng. 1C109093
EFI Cod.Eng. 1C109093
- * 745**
Carb Cod.Eng. 0P153500
Carb Cod.Eng. 0P153500
Carb Cod.Eng. 0P153500
- * 746**
EFI
EFI
EFI
- * 747**
EFI Jet Cod.Eng. 1C051324
EFI Jet Cod.Eng. 1C051324
EFI Jet Cod.Eng. 1C051324
- * 748**
EFI - ALL ENG.
EFI - ALL ENG.
EFI - ALL ENG.
- * 749**
Attenzione: prima di scegliere il tappo verificare il diametro del silenziatore
Warning: before choose the plug check the diameter of the silencer
Attention: avant de choisir le bouchon voir le diamètre du silencieux
- * 750**
Aspirazione / scarico
Intake / Exhaust
Intake / Exhaust
- * 751**
+ GPA
+ GPA
+ GPA
- * 752**
+ GPA2
+ GPA2
+ GPA2
- * 753**
+ GPA2, 2ND INJECTOR READY
+ GPA2, 2ND INJECTOR READY
+ GPA2, 2ND INJECTOR READY
- * 754**
+ GPA2, NEW STARTING STRATEGY
+ GPA2, NEW STARTING STRATEGY
+ GPA2, NEW STARTING STRATEGY
- * 755**
+ GPA2, NEW STARTING STRATEGY, 2ND INJECTOR READY
+ GPA2, NEW STARTING STRATEGY, 2ND INJECTOR READY
+ GPA2, NEW STARTING STRATEGY, 2ND INJECTOR READY
- * 756**
GP1 EVO, MAP SWITCH, GPA2, 2ND INJECTOR READY
GP1 EVO, MAP SWITCH, GPA2, 2ND INJECTOR READY
GP1 EVO, MAP SWITCH, GPA2, 2ND INJECTOR READY
- * 757**
GP1 EVO, MAP SWITCH, GPA2
GP1 EVO, MAP SWITCH, GPA2
GP1 EVO, MAP SWITCH, GPA2
- * 758**
KIT REVISIONE ALBERO motore per motori MINARELLI AM.
2 x CUSCINETTI SKF 6303TN9/C3 con GABBIA POLIMERICA e 2 x paraoli speciali
CrankShaft rebuilding kit for MINARELLI AM engine. 2 x SKF 6303TN9/C3 with POLYMER cage and 2 x special oil seals
CrankShaft rebuilding kit for MINARELLI AM engine. 2 x SKF 6303TN9/C3 with POLYMER cage and 2 x special oil seals
- * 759**
I CUSCINETTI TN9 (CON GABBIA POLIMERICA) NON POSSONO ESSERE USATI IN PRESENZA DI CONVERTITORE CATALITICO
TN9 bearings (POLYMER BEARING CAGE) should not be used in engines with catalytic converters
TN9 bearings (POLYMER BEARING CAGE) should not be used in engines with catalytic converters
- * 760**
KIT REVISIONE ALBERO motore per motori MINARELLI AM.
2 x CUSCINETTI SKF 6303/C4 con GABBIA in acciaio e 2 x paraoli
CrankShaft rebuilding kit for MINARELLI AM engine. 2 x SKF 6303/C4 with metal cage and 2 x oil seals
CrankShaft rebuilding kit for MINARELLI AM engine. 2 x SKF 6303/C4 with metal cage and 2 x oil seals
- * 761**
KIT REVISIONE ALBERO motore per Motori scooter Minarelli.
2 x CUSCINETTI con GABBIA POLIMERICA e 2 x PARAOLI in NBR speciali
CrankShaft rebuilding kit for MINARELLI scooter engines. 2 x SKF Bearings with POLYMER CAGE and 2 x SPECIAL NBR oil SEALS
CrankShaft rebuilding kit for MINARELLI scooter engines. 2 x SKF Bearings with POLYMER CAGE and 2 x SPECIAL NBR oil SEALS
- * 762**
I CUSCINETTI TN9 (CON GABBIA POLIMERICA) NON POSSONO ESSERE USATI IN PRESENZA DI CONVERTITORE CATALITICO
TN9 bearings (POLYMER BEARING CAGE) should not be used in engines with catalytic converters
TN9 bearings (POLYMER BEARING CAGE) should not be used in engines with catalytic converters
- * 763**
KIT REVISIONE ALBERO motore per Motori scooter Minarelli.
2 x CUSCINETTI con GABBIA in acciaio e 2 x PARAOLI in NBR speciali
CrankShaft rebuilding kit for Minarelli scooter engines. 2 x SKF Bearings with metal CAGE and 2 x SPECIAL NBR oil SEALS
CrankShaft rebuilding kit for Minarelli scooter engines. 2 x SKF Bearings with metal CAGE and 2 x SPECIAL NBR oil SEALS
- * 764**
KIT REVISIONE ALBERO motore per Motori scooter Minarelli.
2 x CUSCINETTI con GABBIA POLIMERICA e 2 x paraoli in NBR
CrankShaft rebuilding kit for MINARELLI scooter engines. 2 x SKF Bearings with POLYMER CAGE and 2 x NBR oil SEALS
CrankShaft rebuilding kit for MINARELLI scooter engines. 2 x SKF Bearings with POLYMER CAGE and 2 x NBR oil SEALS
- * 765**
I CUSCINETTI TN9 (CON GABBIA POLIMERICA) NON POSSONO ESSERE USATI IN PRESENZA DI CONVERTITORE CATALITICO
TN9 bearings (POLYMER BEARING CAGE) should not be used in engines with catalytic converters
TN9 bearings (POLYMER BEARING CAGE) should not be used in engines with catalytic converters
- * 766**
KIT REVISIONE ALBERO motore per Motori scooter Minarelli.
2 x CUSCINETTI con GABBIA in acciaio e 2 x PARAOLI in NBR
CrankShaft rebuilding kit for Minarelli scooter engines. 2 x SKF Bearings with metal CAGE and 2 x NBR oil SEALS
CrankShaft rebuilding kit for Minarelli scooter engines. 2 x SKF Bearings with metal CAGE and 2 x NBR oil SEALS
- * 767**
KIT REVISIONE ALBERO motore per Motori scooter PIAGGIO aria e liquido. 2 x CUSCINETTI con GABBIA POLIMERICA e 2 x PARAOLI in FKM
CrankShaft rebuilding kit for PIAGGIO AC and LC scooter engines. 2 x SKF Bearings with POLYMER CAGE and 2 x FKM oil SEALS
CrankShaft rebuilding kit for PIAGGIO AC and LC scooter engines. 2 x SKF Bearings with POLYMER CAGE and 2 x FKM oil SEALS

*** 768**

I CUSCINETTI TN9 (CON GABBIA POLIMERICA) NON POSSONO ESSERE USATI IN PRESENZA DI CONVERTITORE CATALITICO
TN9 bearings (POLYMER BEARING CAGE) should not be used in engines with catalytic converters
TN9 bearings (POLYMER BEARING CAGE) should not be used in engines with catalytic converters

*** 769**

KIT REVISIONE ALBERO motore per Motori scooter PIAGGIO aria e liquido. 2 x CUSCINETTI con GABBIA in acciaio e 2 x PARAOLI in FKM
CrankShaft rebuilding kit for PIAGGIO AC and LC scooter engines. 2 x SKF Bearings with metal CAGE and 2 x FKM oil SEALS
CrankShaft rebuilding kit for PIAGGIO AC and LC scooter engines. 2 x SKF Bearings with metal CAGE and 2 x FKM oil SEALS

*** 770**

KIT REVISIONE ALBERO motore per Motori scooter PIAGGIO aria e liquido. 2 x CUSCINETTI con GABBIA POLIMERICA e 2 x PARAOLI in NBR
CrankShaft rebuilding kit for PIAGGIO AC and LC scooter engines. 2 x SKF Bearings with POLYMER CAGE and 2 x NBR oil SEALS
CrankShaft rebuilding kit for PIAGGIO AC and LC scooter engines. 2 x SKF Bearings with POLYMER CAGE and 2 x NBR oil SEALS

*** 771**

I CUSCINETTI TN9 (CON GABBIA POLIMERICA) NON POSSONO ESSERE USATI IN PRESENZA DI CONVERTITORE CATALITICO
TN9 bearings (POLYMER BEARING CAGE) should not be used in engines with catalytic converters
TN9 bearings (POLYMER BEARING CAGE) should not be used in engines with catalytic converters

*** 772**

KIT REVISIONE ALBERO motore per Motori scooter PIAGGIO aria e liquido. 2 x CUSCINETTI con GABBIA in acciaio e 2 x PARAOLI in NBR
CrankShaft rebuilding kit for PIAGGIO AC and LC scooter engines. 2 x SKF Bearings with metal CAGE and 2 x NBR oil SEALS
CrankShaft rebuilding kit for PIAGGIO AC and LC scooter engines. 2 x SKF Bearings with metal CAGE and 2 x NBR oil SEALS

*** 773**

KIT REVISIONE ALBERO MOTORE per motori MINARELLI AM. Il Kit è composto da 2 CUSCINETTI SKF 6303TN9/C3 con GABBIA POLIMERICA e 2 PARAOLI SPECIALI - ATTENZIONE: I CUSCINETTI TN9 (CON GABBIA POLIMERICA) NON POSSONO ESSERE USATI IN PRESENZA DI CONVERTITORE CATALITICO
CrankShaft rebuilding kit for MINARELLI AM engine. The Kit is made of 2 SKF Bearings 6303TN9/C3 with POLYMER CAGE and 2 SPECIAL OIL SEALS - WARNING!: TN9 BEARINGS (POLYMER BEARING CAGE) should not be used in engines with catalytic converters
CrankShaft rebuilding kit for MINARELLI AM engine. The Kit is made of 2 SKF Bearings 6303TN9/C3 with POLYMER CAGE and 2 SPECIAL OIL SEALS - WARNING!: TN9 BEARINGS (POLYMER BEARING CAGE) should not be used in engines with catalytic converters

*** 775**

KIT REVISIONE ALBERO MOTORE per motori MINARELLI AM. Il kit è composto da 2 CUSCINETTI SKF 6303/C4 con GABBIA in ACCIAIO e 2 PARAOLI
CrankShaft rebuilding kit for MINARELLI AM engine. The Kit is made of 2 SKF BEARINGS 6303/C4 with METAL CAGE and 2 OIL SEALS
CrankShaft rebuilding kit for MINARELLI AM engine. The Kit is made of 2 SKF BEARINGS 6303/C4 with METAL CAGE and 2 OIL SEALS

*** 776**

KIT REVISIONE ALBERO MOTORE per motori MINARELLI AM. Il Kit è composto da 2 CUSCINETTI KOYO 6303/C3 con GABBIA in ACCIAIO e 2 PARAOLI
CrankShaft rebuilding kit for MINARELLI AM engine. The Kit is made of 2 KOYO BEARINGS 6303/C3 with METAL CAGE and 2 OIL SEALS
CrankShaft rebuilding kit for MINARELLI AM engine. The Kit is made of 2 KOYO BEARINGS 6303/C3 with METAL CAGE and 2 OIL SEALS

*** 777**

KIT PARAOLI BANCO per motori MINARELLI AM composto da 2 PARAOLI SPECIALI
CRANCKSHAFT SEAL KIT for MINARELLI AM engine made of 2 SPECIAL OIL SEALS
CRANCKSHAFT SEAL KIT for MINARELLI AM engine made of 2 SPECIAL OIL SEALS

*** 778**

KIT PARAOLI BANCO per motori MINARELLI AM composto da 2 PARAOLI
CRANCKSHAFT SEAL KIT for MINARELLI AM engine made of 2 OIL SEALS
CRANCKSHAFT SEAL KIT for MINARELLI AM engine made of 2 OIL SEALS

*** 779**

KIT REVISIONE ALBERO MOTORE per Motori scooter Minarelli. Il Kit è composto da 2 CUSCINETTI SKF con GABBIA POLIMERICA e 2 PARAOLI SPECIALI in NBR - ATTENZIONE: I CUSCINETTI TN9 (CON GABBIA POLIMERICA) NON POSSONO ESSERE USATI IN PRESENZA DI CONVERTITORE CATALITICO
CrankShaft rebuilding kit for MINARELLI scooter engines. The Kit is made of 2 SKF Bearings with POLYMER CAGE and 2 SPECIAL NBR OIL SEALS - WARNING!: TN9 BEARINGS (POLYMER BEARING CAGE) should not be used in engines with catalytic converters
CrankShaft rebuilding kit for MINARELLI scooter engines. The Kit is made of 2 SKF Bearings with POLYMER CAGE and 2 SPECIAL NBR OIL SEALS - WARNING!: TN9 BEARINGS (POLYMER BEARING CAGE) should not be used in engines with catalytic converters

*** 780**

KIT REVISIONE ALBERO MOTORE per Motori scooter Minarelli. Il kit è composto da 2 CUSCINETTI SKF con GABBIA POLIMERICA e 2 PARAOLI in NBR
CrankShaft rebuilding kit for MINARELLI scooter engines. The kit is made of 2 SKF Bearings with POLYMER CAGE and 2 NBR OIL SEALS
CrankShaft rebuilding kit for MINARELLI scooter engines. The kit is made of 2 SKF Bearings with POLYMER CAGE and 2 NBR OIL SEALS

*** 781**

KIT REVISIONE ALBERO MOTORE per Motori scooter Minarelli. Il kit è composto da 2 CUSCINETTI SKF con GABBIA in ACCIAIO e 2 PARAOLI SPECIALI in NBR
CrankShaft rebuilding kit for Minarelli scooter engines. The kit is made of 2 SKF Bearings with METAL CAGE and 2 SPECIAL NBR OIL SEALS
CrankShaft rebuilding kit for Minarelli scooter engines. The kit is made of 2 SKF Bearings with METAL CAGE and 2 SPECIAL NBR OIL SEALS

*** 782**

KIT REVISIONE ALBERO MOTORE per Motori scooter Minarelli. Il kit è composto da 2 CUSCINETTI SKF con GABBIA POLIMERICA e 2 PARAOLI in NBR - ATTENZIONE: I CUSCINETTI TN9 (CON GABBIA POLIMERICA) NON POSSONO ESSERE USATI IN PRESENZA DI CONVERTITORE CATALITICO
CrankShaft rebuilding kit for MINARELLI scooter engines. The Kit is made of 2 SKF Bearings with POLYMER CAGE and 2 NBR OIL SEALS - WARNING!: TN9 BEARINGS (POLYMER BEARING CAGE) should not be used in engines with catalytic converters
CrankShaft rebuilding kit for MINARELLI scooter engines. The Kit is made of 2 SKF Bearings with POLYMER CAGE and 2 NBR OIL SEALS - WARNING!: TN9 BEARINGS (POLYMER BEARING CAGE) should not be used in engines with catalytic converters

*** 783**

KIT REVISIONE ALBERO MOTORE per Motori scooter Minarelli. Il Kit è composto da 2 CUSCINETTI con GABBIA in ACCIAIO e 2 PARAOLI in NBR
CrankShaft rebuilding kit for Minarelli scooter engines. The Kit is made of 2 SKF Bearings with METAL CAGE and 2 NBR OIL SEALS
CrankShaft rebuilding kit for Minarelli scooter engines. The Kit is made of 2 SKF Bearings with METAL CAGE and 2 NBR OIL SEALS

*** 784**

KIT REVISIONE ALBERO motore per Motori scooter PIAGGIO. Il Kit è composto da 2 CUSCINETTI con GABBIA POLIMERICA e 2 PARAOLI in FKM - ATTENZIONE: I CUSCINETTI TN9 (CON GABBIA POLIMERICA) NON POSSONO ESSERE USATI IN PRESENZA DI CONVERTITORE CATALITICO
CrankShaft rebuilding kit for PIAGGIO scooter engines. The Kit is made of 2 SKF Bearings with POLYMER CAGE and 2 FKM OIL SEALS - WARNING!: TN9 BEARINGS (POLYMER BEARING CAGE) should not be used in engines with catalytic converters
CrankShaft rebuilding kit for PIAGGIO scooter engines. The Kit is made of 2 SKF Bearings with POLYMER CAGE and 2 FKM OIL SEALS - WARNING!: TN9 BEARINGS (POLYMER BEARING CAGE) should not be used in engines with catalytic converters

*** 785**

KIT REVISIONE ALBERO MOTORE per Motori scooter PIAGGIO. Il kit è composto da 2 CUSCINETTI con GABBIA in ACCIAIO e 2 PARAOLI in FKM
CrankShaft rebuilding kit for PIAGGIO scooter engines. The KIT is made of 2 SKF Bearings with METAL CAGE and 2 FKM OIL SEALS
CrankShaft rebuilding kit for PIAGGIO scooter engines. The KIT is made of 2 SKF Bearings with METAL CAGE and 2 FKM OIL SEALS

*** 786**

KIT REVISIONE ALBERO MOTORE per Motori scooter PIAGGIO. Il Kit è composto da 2 CUSCINETTI con GABBIA POLIMERICA e 2 PARAOLI in NBR
CrankShaft rebuilding kit for PIAGGIO AC and LC scooter engines. The Kit is made of 2 SKF Bearings with POLYMER CAGE and 2 NBR OIL SEALS
CrankShaft rebuilding kit for PIAGGIO AC and LC scooter engines. The Kit is made of 2 SKF Bearings with POLYMER CAGE and 2 NBR OIL SEALS

*** 787**

KIT REVISIONE ALBERO MOTORE per Motori scooter PIAGGIO. Il Kit è composto da 2 CUSCINETTI con GABBIA POLIMERICA e 2 PARAOLI in NBR - ATTENZIONE: I CUSCINETTI TN9 (CON GABBIA POLIMERICA) NON POSSONO ESSERE USATI IN PRESENZA DI CONVERTITORE CATALITICO
CrankShaft rebuilding kit for PIAGGIO scooter engines. The Kit is made of 2 SKF Bearings with POLYMER CAGE and 2 NBR OIL SEALS - WARNING!: TN9 BEARINGS (POLYMER BEARING CAGE) should not be used in engines with catalytic converters
CrankShaft rebuilding kit for PIAGGIO scooter engines. The Kit is made of 2 SKF Bearings with POLYMER CAGE and 2 NBR OIL SEALS - WARNING!: TN9 BEARINGS (POLYMER BEARING CAGE) should not be used in engines with catalytic converters

*** 788**

KIT REVISIONE ALBERO MOTORE per Motori scooter PIAGGIO. Il Kit è composto da 2 CUSCINETTI con GABBIA in ACCIAIO e 2 PARAOLI in NBR
CrankShaft rebuilding kit for PIAGGIO scooter engines. The Kit is made of 2 SKF Bearings with METAL CAGE and 2 NBR OIL SEALS
CrankShaft rebuilding kit for PIAGGIO scooter engines. The Kit is made of 2 SKF Bearings with METAL CAGE and 2 NBR OIL SEALS

*** 789**

Aspirazione / Scarico
Intake / Exhaust
Admission / Echappement

*** 790**

Adatto solo per motori HONDA e PEUGEOT
Suitable only for HONDA and PEUGEOT engines
Suitable only for HONDA and PEUGEOT engines

*** 791**

Adatto solo per motori PIAGGIO
Suitable only for PIAGGIO engines
Suitable only for PIAGGIO engines

*** 792**

+GPA2 + WIFI-COM
+GPA2 + WIFI-COM
+GPA2 + WIFI-COM

*** 793**

+ GPA2, New Starting Strategy + WIFI-COM
+ GPA2, New Starting Strategy + WIFI-COM
+ GPA2, New Starting Strategy + WIFI-COM

*** 794**

+ GPA2, New Starting Strategy + WIFI-COM
+ GPA2, New Starting Strategy + WIFI-COM
+ GPA2, New Starting Strategy + WIFI-COM

*** 795**

+ GPA2, New Starting Strategy, 2nd Injector ready + WIFI-COM
+ GPA2, New Starting Strategy, 2nd Injector ready + WIFI-COM
+ GPA2, New Starting Strategy, 2nd Injector ready + WIFI-COM

*** 796**

(Husqvarna ENGINE) + GPA2 + WIFI-COM
(Husqvarna ENGINE) + GPA2 + WIFI-COM
(Husqvarna ENGINE) + GPA2 + WIFI-COM

*** 797**

+ GPA2
+ GPA2
+ GPA2

*** 798**

+ GPA2, 2nd Injector ready
+ GPA2, 2nd Injector ready
+ GPA2, 2nd Injector ready

*** 799**

+ GPA
+ GPA
+ GPA

*** 800**

+ GPA2, New Starting Strategy
+ GPA2, New Starting Strategy
+ GPA2, New Starting Strategy

*** 801**

+ GPA2, New Starting Strategy, 2nd Injector ready
+ GPA2, New Starting Strategy, 2nd Injector ready
+ GPA2, New Starting Strategy, 2nd Injector ready

*** 802**

(Husqvarna ENGINE) + GPA2
(Husqvarna ENGINE) + GPA2
(Husqvarna ENGINE) + GPA2

*** 803**

BIG BORE 290
BIG BORE 290
BIG BORE 290

*** 804**

GPA2 + WIFI-COM
GPA2 + WIFI-COM
GPA2 + WIFI-COM

*** 805**

BIG BORE 290
BIG BORE 290
BIG BORE 290

*** 806**

GPA2, New Starting Strategy + WIFI-COM
GPA2, New Starting Strategy + WIFI-COM
GPA2, New Starting Strategy + WIFI-COM

*** 807**

+ GPA2, 2nd Injector ready + WIFI-COM
+ GPA2, 2nd Injector ready + WIFI-COM
+ GPA2, 2nd Injector ready + WIFI-COM

*** 808**

+ GPA2, New Starting Strategy + WIFI-COM
+ GPA2, New Starting Strategy + WIFI-COM
+ GPA2, New Starting Strategy + WIFI-COM

*** 809**

+ GPA2, New Starting Strategy, 2nd Injector ready + WIFI-COM
+ GPA2, New Starting Strategy, 2nd Injector ready + WIFI-COM
+ GPA2, New Starting Strategy, 2nd Injector ready + WIFI-COM

*** 810**

+ GPA2 + WIFI-COM
+ GPA2 + WIFI-COM
+ GPA2 + WIFI-COM

*** 811**

(Husqvarna ENGINE) + GPA2 + WIFI-COM
(Husqvarna ENGINE) + GPA2 + WIFI-COM
(Husqvarna ENGINE) + GPA2 + WIFI-COM

*** 812**

(Husqvarna ENGINE) + GPA2
(Husqvarna ENGINE) + GPA2
(Husqvarna ENGINE) + GPA2

*** 813**

BIG BORE 365
BIG BORE 365
BIG BORE 365

*** 814**

GPA2 BIG BORE 365
GPA2 BIG BORE 365
GPA2 BIG BORE 365

*** 815**

(Husqvarna ENGINE) GPA2 + WIFI-COM
(Husqvarna ENGINE) GPA2 + WIFI-COM
(Husqvarna ENGINE) GPA2 + WIFI-COM

*** 816**

GP1EVO, Map Switch, GPA2, 2nd Injector Ready + WIFI-COM
GP1EVO, Map Switch, GPA2, 2nd Injector Ready + WIFI-COM
GP1EVO, Map Switch, GPA2, 2nd Injector Ready + WIFI-COM

*** 817**

GP1EVO, Map Switch, GPA2 + WIFI-COM
GP1EVO, Map Switch, GPA2 + WIFI-COM
GP1EVO, Map Switch, GPA2 + WIFI-COM

*** 818**

GP1EVO, GPA2, 2nd Inj Ready + WIFI-COM + Map Switch + Performance Map + Piston + Camshaft + Valve Springs + Gasket Kit)
GP1EVO, GPA2, 2nd Inj Ready + WIFI-COM + Map Switch + Performance Map + Piston + Camshaft + Valve Springs + Gasket Kit)
GP1EVO, GPA2, 2nd Inj Ready + WIFI-COM + Map Switch + Performance Map + Piston + Camshaft + Valve Springs + Gasket Kit)

*** 819**

GP1EVO, GPA2, 2nd Injector Ready + WIFI-COM + Map
Switch + Performance Map + Exhaust + Piston + Camshaft +
Valve Springs + Gasket Kit)
GP1EVO, GPA2, 2nd Injector Ready + WIFI-COM + Map
Switch + Performance Map + Exhaust + Piston + Camshaft +
Valve Springs + Gasket Kit)
GP1EVO, GPA2, 2nd Injector Ready + WIFI-COM + Map
Switch + Performance Map + Exhaust + Piston + Camshaft +
Valve Springs + Gasket Kit)

*** 820**

Injector, Support, Fuel Rail, Fuel Hose, Cable, Fixation
Material, Map
Injector, Support, Fuel Rail, Fuel Hose, Cable, Fixation
Material, Map
Injector, Support, Fuel Rail, Fuel Hose, Cable, Fixation
Material, Map

*** 821**

Injector, Support, Cables + Map
Injector, Support, Cables + Map
Injector, Support, Cables + Map

*** 822**

HC Piston + Gasket Kit
HC Piston + Gasket Kit
HC Piston + Gasket Kit

*** 823**

GP1EVO-GPA2 + 2nd INJ KIT
GP1EVO-GPA2 + 2nd INJ KIT
GP1EVO-GPA2 + 2nd INJ KIT

*** 824**

ANTERIORE DESTRO E SINISTRO
FRONT RIGHT AND LEFT

*** 825**

Anteriore Destro

*** 826**

Posteriore Destro e Sinistro

Tutti gli articoli ATHENA, prodotti nelle cilindrata e/o potenze superiori a quelle previste dal codice stradale del paese di appartenenza dell'utilizzatore finale, sono destinati esclusivamente ad uso agonistico sportivo. L'uso sulla strada pubblica, come anche in campo aeronautico e marino, è vietato. ATHENA declina ogni responsabilità per usi diversi. Il cliente si rende pertanto responsabile che la distribuzione degli articoli qui acquistati sia conforme alla legislazione vigente nel proprio paese, liberando Athena da qualsivoglia responsabilità.

Tutti i prodotti presenti nel catalogo Aftermarket Athena si devono intendere come adattabili alle applicazioni indicate. Si declina ogni responsabilità per l'uso del prodotto per applicazioni diverse da quelle indicate.

Athena declina ogni responsabilità per errori od omissioni nel presente catalogo; per una completa e sempre aggiornata informazione visitate il Ns. sito athenaparts.com

All ATHENA products, which are manufactured with higher displacement and power than those permitted by law of the country where the end user lives, are intended solely for competition-sports usage. Use on public roads as well as in aeronautics and marine is prohibited. ATHENA is not responsible for any different usage. The customer takes full responsibility that the distribution of the articles purchased from this catalogue is in line with the current regulations of his country and frees Athena from whatever responsibility in this matter. All products listed in the Athena Aftermarket catalog shall be considered as suitable for the indicated application. Athena declines any responsibility for use of the products on applications not indicated.

Athena declines any responsibility for errors/mistakes in the catalog; for a complete and most up to date info please visit our website athenaparts.com

Tous les produits ATHENA dans les cylindrées et/ou puissances supérieures à ce qu'il est prévu par le code de la route spécifique du pays d'appartenance d'utilisateur final, ne sont destinées qu'à une utilisation dans le cadre de compétitions sportives. L'usage sur la route publique est interdit. L'usage aéronautique et marin n'est pas indiqué. Nous nous dégageons de toute responsabilité pour toute autre utilisation. Le client prend sur soi la responsabilité que la distribution des produits achetés sur ce catalogue est conforme à la législation en vigueur dans son pays et dégage Athena de quelque responsabilité.

Les produits du catalogue Aftermarket Athena ont été conçus et réalisés exclusivement pour s'adapter aux affectations indiquées. Athena décline toute responsabilité en cas d'applications autres que celles indiquées.

Athena décline toute responsabilité en cas d'erreurs éventuels ou d'omissions sur le catalogue ; pour une complète et constamment mise à jour information consultez notre site athenaparts.com

ATTENZIONE! I gruppi termici ATHENA ed i relativi componenti quali cilindro, pistone e testa sono stati progettati e realizzati con le tecniche più moderne e sottoposti a severi controlli di qualità e conformità, tuttavia, data la destinazione d'uso del prodotto e la loro esasperazione progettuale e prestazionale, questi prodotti sono venduti senza nessun'altra ulteriore garanzia o tacita condizione di commerciabilità o idoneità per un preciso scopo. ATHENA non è responsabile per qualsiasi danno particolare, incidentale o conseguente, non solo limitato al danno stesso, ma anche alla perdita di guadagni, a costi di merce acquistata o sostituita, a reclami che possono nascere e/o risultare dalla vendita, installazione od uso di questa parte.

WARNING! ATHENA cylinder kit and components as cylinder, piston and head cylinder were planned according to the most modern techniques and underwent to strict quality and conformity controls. However, considering the purpose of these products and the performances and stress designed for these items, they are sold without considering any further guarantee or tacit condition of saleability or suitability for a specific purpose. ATHENA is not responsible for any particular, accidental or consequent damage due to the loss of profits, costs of purchased or replaced goods, claims which may result from the selling, installation or use of this part.

ATTENTION! Les groupes thermiques ATHENA et les composants lesquels cylindre, piston et culasse ont été projetés et réalisés avec les plus modernes techniques et soumis aux plus sévères contrôles de qualité et conformité. Toutefois, vu l'usage, les sollicitations et les performances projetés pour ces articles, ils sont vendus sans autres garanties ou conditions tacites de commerciabilité ou aptitude pour un but précis. ATHENA n'est pas responsable pour tous dommages accidentels ou consécutifs dus à la perte des gains, aux coûts de marchandise achetée ou remplacée, à réclamations qui peuvent résulter de la vente, mise en place ou usage de cette part.

Articolo 1
NORMATIVA CONTRATTUALE

1.1. Le presenti condizioni generali, salvo eventuali deroghe specificatamente concordate per iscritto, disciplinano tutti gli attuali e futuri contratti di vendita fra le parti. Eventuali condizioni generali dell'acquirente non troveranno applicazione ai rapporti futuri fra le parti se non espressamente accettate per iscritto; in tal caso però, salvo deroga scritta, non escluderanno l'efficacia delle presenti condizioni generali, con cui dovranno venir coordinate.

1.2. Il riferimento ad eventuali termini commerciali (Franco Fabbrica, FOB, CIF, ecc.) si intenderà fatto agli Incoterms della Camera di Commercio Internazionale, nel testo in vigore al momento della conclusione del contratto.

1.3. Tutti i contratti di vendita fra le parti, nonché le presenti condizioni generali, saranno disciplinati dalla legge italiana, ed in particolare dalla legge uniforme sulla vendita internazionale di cose mobili materiali, ratificata con legge 21 giugno 1971, nonché dalla legge uniforme sulla formazione dei contratti di vendita internazionale di cose mobili materiali, ratificata in pari data; le eventuali deroghe o richiami delle parti a specifici articoli della legge italiana non implicano un'esclusione dell'applicazione delle succitate leggi uniformi per quanto compatibili con la disciplina contrattuale.

1.4. L'adesione alle presenti condizioni generali, nonché tutti i contratti ed i comportamenti successivi delle parti dalle stesse regolati, salvo diversa espressa pattuizione scritta non implicano il conferimento all'acquirente di esclusiva alcuna né l'instaurazione di rapporti di concessione, commissione o mandato, con o senza rappresentanza, come non conferiscono all'acquirente stesso il diritto ad utilizzare in qualunque forma i marchi od i segni distintivi del venditore.

Articolo 2
FORMAZIONE ED OGGETTO DEL CONTRATTO

2.1. Le offerte fatte da agenti, rappresentanti ed ausiliari di commercio di Athena S.p.A. non sono per essa impegnative fino a quando non siano confermate da Athena stessa.

2.2. L'invio delle presenti condizioni generali non implica di per sé accettazione di eventuali offerte, nell'ambito di trattative in corso; esse tuttavia sostituiscono ed annullano quelle in precedenza proposte da una delle parti.

2.3. L'invio da parte di Athena di listini prezzi o di materiale descrittivo dei prodotti non recante espressamente la dizione "offerta" od altra equivalente, non può venir considerato proposta. Le dizioni "senza impegno", "salvo disponibilità" od altre analoghe apposte da Athena ad un'offerta non vincolano la stessa ai termini dell'offerta anche in caso di accettazione dell'offerta stessa ad opera del compratore, salvo successiva conferma scritta od esecuzione conforme da parte di Athena. L'offerta si considera ferma od è irrevocabile soltanto se viene dallo stesso qualificata tale per iscritto ed è in essa specificato un termine di validità della clausola.

2.4. L'accettazione di un contratto da parte del compratore, comunque effettuata, comporta la sua adesione alle presenti condizioni generali. Nel caso in cui Athena abbia emesso, anche successivamente alla conclusione del contratto, una conferma d'ordine, si presume che i termini del contratto corrispondano a quelli della conferma d'ordine, salvo che il compratore non ne rilevi immediatamente per iscritto le differenze.

2.5. L'accettazione senza espressa riserva da parte del compratore di prodotti non conformi per tipo o quantità inviati a condizioni diverse da quelle contenute nella richiesta del compratore implica accettazione, da parte di quest'ultimo, della fornitura e delle condizioni proposte da Athena. Le suddette riserve (anche se formulate sotto forma di precisazioni o rettifiche delle condizioni di fornitura) non avranno efficacia se non saranno formulate dal compratore per iscritto, immediatamente dopo il ricevimento della merce.

2.6. Tutte le registrazioni o trascrizioni richieste dagli Stati dei contraenti o nel Paese di destinazione dei beni per dare piena efficacia ai contratti disciplinati dalle presenti condizioni generali, o ad una loro clausola, dovranno essere effettuate dall'acquirente a proprie cure e spese.

Articolo 3
CAMPIONI, DISEGNI E DOCUMENTI TECNICI

3.1. I pesi, le dimensioni, le capacità, i prezzi, i rendimenti, i colori e gli altri dati figuranti nei cataloghi, prospetti, circolari, annunci pubblicitari, illustrazioni, listini prezzi, od altri documenti illustrativi di Athena, così come le caratteristiche dei campioni e modelli da quest'ultima inviati al compratore, hanno carattere di indicazioni approssimative. Questi dati non hanno valore impegnativo se non nella misura in cui siano stati espressamente menzionati come tali nell'offerta o nell'accettazione scritta di Athena.

3.2. Nel caso in cui l'offerta o l'accettazione del compratore facciano riferimento ad un campione offerto da Athena, si intende che questo, salvo diversa espressa pattuizione scritta, nella sua fornitura è vincolato alle caratteristiche del campione nei soli limiti indicati al punto 3.1.

3.3. Nel caso in cui Athena riferisca la sua fornitura ad un campione fornito dal compratore, Athena stessa sarà responsabile – salva diversa pattuizione scritta – della conformità della sua prestazione (nei limiti di cui sopra al punto 3.1.) alle sole caratteristiche apparenti del campione.

3.4. Qualsiasi disegno o documento tecnico che permetta la fabbricazione o il montaggio dei prodotti venduti o di loro parti e sia rimesso al compratore, tanto prima che dopo la stipulazione del contratto, rimane di esclusiva proprietà di Athena. I suddetti disegni o documenti non possono essere utilizzati dal compratore o copiati, riprodotti, trasmessi o comunicati a terzi senza il consenso scritto da parte di Athena.

Articolo 4
GARANZIA

4.1. Fuori dall'ambito di applicazione degli articoli precedenti, e fatto salvo quanto pattuito per iscritto di volta in volta fra le parti, Athena garantisce la conformità dei prodotti forniti a quanto espressamente concordato. La garanzia per vizi è limitata ai soli difetti dei prodotti conseguenti a difetti di progettazione, di materiale o di costruzione riconducibili ad Athena, e non si applica nel caso in cui il compratore non provi di aver effettuato un corretto uso, manutenzione e osservazione dei prodotti e di non averli modificati o riparati senza il consenso da parte di Athena.

4.2. La garanzia ha una durata limitata a 12 mesi, decorrenti dalla data della consegna, ed è subordinata alla regolare denuncia effettuata dal compratore ai sensi dell'articolo seguente, nonché all'espressa richiesta scritta ad Athena di effettuare un intervento in garanzia. In forza della suddetta richiesta Athena è tenuta (a sua scelta), entro un termine ragionevole avuto riguardo all'entità della contestazione, alternativamente:

- a) a fornire gratuitamente Franco Fabbrica al compratore prodotti dello stesso genere e quantità di quelli risultati difettosi o non conformi a quanto pattuito; Athena può in tal caso esigere, a spese del compratore, la resa dei prodotti difettosi, che diventano di sua proprietà;
- b) a riparare a proprie spese il prodotto difettoso o modificare quello non conforme al pattuito, effettuando le suddette operazioni in loco o presso i propri stabilimenti; in tali casi tutti i costi relativi al trasporto dei prodotti dovranno essere sopportati dal compratore;
- c) a risarcire al compratore i danni, accreditandogli una somma pari al costo della riparazione o modificazione del prodotto presso i propri stabilimenti;
- d) a dichiarare per iscritto la risoluzione del contratto, offrendo la restituzione del prezzo contro restituzione dei prodotti forniti.

Salvo dolo o colpa grave da parte di Athena l'eventuale risarcimento danno al compratore non potrà comunque superare il prezzo di fattura dei prodotti contestati.

4.3. Tutti i prodotti "Racing" destinati ad un uso agonistico-sportivo sono privi di ogni garanzia espressa od implicita ed Athena declina ogni responsabilità.

4.4. La garanzia di cui al presente articolo è assorbente e sostitutiva delle garanzie legali per vizi e conformità ed esclude ogni altra possibile responsabilità di Athena comunque originata dai prodotti forniti; in particolare il compratore non potrà avanzare altre richieste di risarcimento del danno, di riduzione del prezzo o di risoluzione del contratto. Decorsa la durata della garanzia nessuna pretesa potrà esser fatta valere nei confronti di Athena.

Articolo 5
RECLAMI E RESI

5.1. Ferme restando, in quanto applicabili, le disposizioni della legge 21 giugno 1971, di cui all'art. 1:

- a) i reclami relativi a quantità, peso, tara totale, colore, oppure a vizi e difetti di qualità o non conformità che il compratore potrebbe rilevare non appena in possesso della merce, debbono essere effettuati dal compratore entro un breve termine dal momento in cui i prodotti sono pervenuti sul luogo di destinazione e comunque, a pena di decadenza, non oltre 15 giorni dal suddetto momento;
- b) i vizi, difetti o non conformità occulti (cioè quelli non individuabili in base alla verifica imposta dalla legge e dal punto precedente al compratore) debbono essere denunciati entro un breve termine dalla scoperta e comunque, a pena di decadenza, non oltre 12 mesi dalla data della consegna.

5.2. I reclami devono essere effettuati mediante lettera raccomandata indirizzata ad Athena e devono indicare dettagliatamente i vizi o le non conformità contestate. Essi devono altresì contenere un preventivo dei costi di riparazione o modificazione dei prodotti in loco, ove possibile. In mancanza dei suddetti requisiti, ai reclami non potrà ricollegarsi efficacia alcuna.

5.3. Qualora il reclamo risulti infondato, il compratore sarà tenuto a risarcire ad Athena tutte le spese da questa sostenute per l'accertamento (viaggi, perizie, ecc.); uguale obbligo avrà il compratore se il reclamo risulti solo parzialmente fondato, per una percentuale non superiore al 30 per cento rispetto alle contestazioni originariamente effettuate.

5.4. Per resi merce dovuti a Vs. ordinazioni errate verrà applicata sulla nota di accredito una trattenuta del 15% sul valore della merce resa con un minimo di 20€.

Articolo 6
NORME TECNICHE E RESPONSABILITÀ DEL PRODUTTORE

6.1. Premesso che per ciò che concerne le caratteristiche dei prodotti Athena si attiene alla legislazione e alle norme tecniche in vigore in Italia, il compratore si assume per intero il rischio di un'eventuale difformità tra le norme italiane e quelle del Paese di destinazione dei prodotti, tenendone Athena indenne.

6.2. Athena è responsabile per danni a persone o cose, originati dai prodotti venduti, solo in caso di sua provata grave negligenza nella fabbricazione dei prodotti stessi; in nessun caso potrà essere ritenuto responsabile per danni indiretti o consequenziali, perdite di produzione o mancati profitti.

6.3. Fatto salvo quanto sopra previsto, il compratore manleverà Athena in tutte le azioni di terzi fondate su responsabilità originate dai prodotti vendutigli e risarcirà i danni derivanti dalle pretese in questione; Athena potrà coinvolgere il compratore – che dal canto suo dovrà prendere tutte le iniziative necessarie per intervenire – nel relativo giudizio intentato dai terzi.

Articolo 7
CONSEGNA

7.1. Salvo diversa pattuizione scritta, la vendita si intende effettuata Franco Fabbrica: ciò anche ove sia pattuito che la spedizione (o parte di essa) venga curata da Athena, nel qual caso quest'ultimo agirà come mandatario del compratore, essendo inteso che il trasporto verrà effettuato a spese e rischio di quest'ultimo.

7.2. In caso di ritardata consegna, l'acquirente potrà annullare la parte dell'ordine non consegnata solo dopo aver comunicato ad Athena, mediante raccomandata con ricevuta di ritorno, tale sua intenzione e dopo avergli accordato 15 giorni feriali a partire dal ricevimento di tale comunicazione, entro i quali Athena potrà consegnare tutti i prodotti specificati nel sollecito e non già consegnati. E' comunque esclusa qualsiasi responsabilità per danni derivanti da ritardo o mancata consegna, totale o parziale.

7.3. Se non diversamente pattuito, la consegna Franco Fabbrica dei prodotti avviene mediante invio di comunicazione scritta (anche via telex) al compratore che i prodotti sono a sua disposizione; il compratore avrà giorni di tempo dall'invio di tale comunicazione per provvedere al ritiro.

7.4. Ove il compratore non provveda al ritiro dei prodotti nei termini previsti dal paragrafo precedente, dovrà rimborsare ad Athena le spese di magazzino, forfetariamente fissate in misura pari al 10% dell'importo della fattura relativa ai prodotti stessi per ogni settimana di ritardo; decorsi 30 giorni Athena potrà inoltre vendere con qualsiasi mezzo i prodotti per conto del compratore, trattenendo dal ricavato l'intero prezzo dovuto (quali che siano i termini di pagamento pattuiti) nonché le spese sostenute.

Articolo 8
PAGAMENTO

8.1. Il pagamento dovrà essere effettuato, salvo diverso accordo scritto, contestualmente alla consegna o nei modi e nei termini indicati di volta in volta in offerta. In caso di pagamento mediante lettera di credito, questa dovrà essere aperta entro breve termine dalla conclusione del contratto nella forma più semplice e conforme alle previsioni del contratto, dovrà essere irrevocabile e confermata da primaria banca italiana. Eventuali pagamenti fatti ad agenti, rappresentanti o ausiliari di commercio di Athena non si intendono effettuati finché le relative somme non pervengano alla stessa.

8.2. Qualsiasi ritardo o irregolarità nel pagamento dà ad Athena il diritto di sospendere le forniture o di risolvere i contratti in corso, anche se non relativi ai pagamenti in questione, nonché il diritto al risarcimento degli eventuali danni. Athena ha comunque diritto – a decorrere dalla scadenza del pagamento, senza necessità di messa in mora – agli interessi moratori nella misura del tasso di sconto in vigore nel proprio Paese, aumentato di 7 punti.

8.3. Il compratore è tenuto al pagamento integrale anche in caso di contestazione o controversia. Tuttavia, per quanto riguarda eventuali somme controverse, ha la facoltà di depositarle presso una Banca Italiana fino a quando la controversia non sia stata risolta, vincolando la banca a trasmettere tali somme ad Athena in caso di risoluzione della controversia in senso favorevole a quest'ultima. Non è ammessa compensazione con eventuali crediti, comunque insorti, nei confronti di Athena.

Articolo 9
RISERVA DI PROPRIETÀ

9.1. Nel caso in cui il pagamento debba essere effettuato – in tutto od in parte – dopo la consegna, i prodotti consegnati restano di proprietà di Athena sino al momento del completo pagamento del prezzo nella misura permessa dalla legge del Paese dove i prodotti si trovano.

9.2. Il compratore si impegna a fare quanto necessario per costituire nel suddetto Paese una valida riserva di proprietà nella forma più estesa consentita, o per porre in essere un'analoga forma di garanzia a favore di Athena.

Articolo 10
FORZA MAGGIORE ED ECCESSIVA ONEROSITÀ

10.1. Quando si verificano incendi, crolli, inondazioni, mancanza di rifornimenti, perturbazioni nei trasporti, scioperi, serrate o altri eventi dovuti a casi di forza maggiore, che impediscano o riducano sensibilmente la produzione negli stabilimenti di Athena o blocchino i trasporti fra lo stabilimento di Athena ed il luogo di destinazione dei prodotti, il contraente colpito ha diritto ad una proroga fino a 45 giorni (estensibili a 90 nei casi più gravi) dei termini di consegna o ritiro dei prodotti, purché avvisi tempestivamente per iscritto la controparte del verificarsi del caso di forza maggiore.

10.2. Trascorsi i termini di cui sopra e permanendo la situazione di forza maggiore, l'altra parte potrà risolvere il contratto, facendone pervenire comunicazione scritta con lettera raccomandata con ricevuta di ritorno alla parte inadempiente. Quest'ultima non avrà in tal caso alcun obbligo al risarcimento dei danni.

10.3. Se, per qualsiasi altro motivo imprevedibile ad un imprenditore del settore con normale esperienza, l'esecuzione degli obblighi di Athena sia divenuta – prima della della loro esecuzione – eccessivamente onerosa in rapporto alla controprestazione originariamente pattuita, così da modificare il rapporto stesso per più del 20 per cento, Athena può chiedere una revisione delle condizioni contrattuali e, in mancanza, dichiarare risolto il contratto. In quest'ultimo caso però devono essere risarcite al compratore le spese dal medesimo sostenute in occasione del contratto risolto.

Articolo 11
CESSIONE DEL CONTRATTO

11.1. Il compratore non può cedere la sua posizione nel contratto od in singoli rapporti obbligatori da questo derivanti senza l'accettazione scritta del venditore: anche in tal caso il compratore rimane comunque solidalmente responsabile col cessionario per le obbligazioni cedute.

Articolo 12
INTERPRETAZIONE, MODIFICHE, CLAUSOLE INVALIDE

12.1. Per l'interpretazione delle presenti condizioni generali fa fede unicamente il testo italiano delle stesse.

12.2. Eventuali allegati o premesse si intendono parte integrante dei contratti cui si riferiscono. Ogni richiamo ai listini prezzi, condizioni generali od altro materiale di Athena o di terzi si intende riferito ai documenti in vigore al momento del richiamo stesso, salvo non sia diversamente specificato; devono ritenersi annullati i testi corrispondenti in precedenza in vigore fra le parti.

12.3. Le dichiarazioni effettuate od il comportamento tenuto dalle parti durante le trattative o nel corso dell'esecuzione del contratto possono contribuire all'interpretazione del solo contratto cui si riferiscono, e nei limiti in cui non contrastino con le presenti condizioni generali o con gli accordi scritti presi dalle parti in occasione della conclusione del contratto in questione.

12.4. Salvo quanto sopra previsto agli artt. 2.4. e 2.5., ogni modifica od integrazione fatta dalle parti ai contratti cui si applicano le presenti condizioni generali dovrà essere effettuata per iscritto, a pena di nullità. La deroga ad una o più disposizioni delle presenti condizioni generali non deve interpretarsi estensivamente o per analogia e non implica la volontà di disapplicare le condizioni generali nel loro insieme.

12.5. Eventuali variazioni delle condizioni contrattuali concordate tra le parti non costituiscono novazione del contratto, salvo espressa volontà contraria, risultante per iscritto.

12.6. In caso di disposizioni contrattuali invalide od inefficaci, il contratto nella sua globalità va integrato ed interpretato come se contenesse tutte le clausole che, consentono di raggiungere, in modo conforme alla legge, lo scopo essenziale perseguito dall'accordo contenente le clausole in questione.

Articolo 13
FORO COMPETENTE

13.1. Per ogni controversia relativa o comunque collegata ai contratti cui si applicano le presenti condizioni generali è esclusivamente competente il foro di Vicenza; Athena avrà tuttavia facoltà di agire presso il foro dell'acquirente.

Data

Il venditore

.....

Il compratore

.....

Si approvano espressamente i seguenti articoli:

Art. 2 – Formazione ed oggetto del contratto

Art. 4 – Garanzia

Art. 5 – Reclami

Art. 6 – Norme tecniche e responsabilità del produttore

Art. 7 – Consegna

Art. 8 – Pagamento

Art. 9 – Riserva di proprietà

Art. 10 – Forza maggiore ed eccessiva onerosità

Art. 11 – Cessione del contratto

Art. 13 – Foro competente

Il compratore

.....

Articolo 1
NORMATIVA CONTRATTUALE

1.1. Le presenti condizioni generali, salvo eventuali deroghe specificatamente concordate per iscritto, disciplinano tutti gli attuali e futuri contratti di vendita fra le parti. Eventuali condizioni generali dell'acquirente non troveranno applicazione ai rapporti futuri fra le parti se non espressamente accettate per iscritto; in tal caso però, salvo deroga scritta, non escluderanno l'efficacia delle presenti condizioni generali, con cui dovranno venir coordinate.

1.2. Il riferimento ad eventuali termini commerciali (Franco Fabbrica, FOB, CIF, ecc.) si intenderà fatto agli Incoterms della Camera di Commercio Internazionale, nel testo in vigore al momento della conclusione del contratto.

1.3. Tutti i contratti di vendita fra le parti, nonché le presenti condizioni generali, saranno disciplinati dalla legge italiana, ed in particolare dalla legge uniforme sulla vendita internazionale di cose mobili materiali, ratificata con legge 21 giugno 1971, nonché dalla legge uniforme sulla formazione dei contratti di vendita internazionale di cose mobili materiali, ratificata in pari data; le eventuali deroghe o richiami delle parti a specifici articoli della legge italiana non implicano un'esclusione dell'applicazione delle succitate leggi uniformi per quanto compatibili con la disciplina contrattuale.

1.4. L'adesione alle presenti condizioni generali, nonché tutti i contratti ed i comportamenti successivi delle parti dalle stesse regolati, salvo diversa espressa pattuizione scritta non implicano il conferimento all'acquirente di esclusiva alcuna né l'instaurazione di rapporti di concessione, commissione o mandato, con o senza rappresentanza, come non conferiscono all'acquirente stesso il diritto ad utilizzare in qualunque forma i marchi od i segni distintivi del venditore.

Articolo 2
FORMAZIONE ED OGGETTO DEL CONTRATTO

2.1. Le offerte fatte da agenti, rappresentanti ed ausiliari di commercio di Athena S.p.A. non sono per essa impegnative fino a quando non siano confermate da Athena stessa.

2.2. L'invio delle presenti condizioni generali non implica di per sé accettazione di eventuali offerte, nell'ambito di trattative in corso; esse tuttavia sostituiscono ed annullano quelle in precedenza proposte da una delle parti.

2.3. L'invio da parte di Athena di listini prezzi o di materiale descrittivo dei prodotti non recante espressamente la dizione "offerta" od altra equivalente, non può venir considerato proposta. Le dizioni "senza impegno", "salvo disponibilità" od altre analoghe apposte da Athena ad un'offerta non vincolano la stessa ai termini dell'offerta anche in caso di accettazione dell'offerta stessa ad opera del compratore, salvo successiva conferma scritta od esecuzione conforme da parte di Athena. L'offerta si considera ferma od è irrevocabile soltanto se viene dallo stesso qualificata tale per iscritto ed è in essa specificato un termine di validità della clausola.

2.4. L'accettazione di un contratto da parte del compratore, comunque effettuata, comporta la sua adesione alle presenti condizioni generali. Nel caso in cui Athena abbia emesso, anche successivamente alla conclusione del contratto, una conferma d'ordine, si presume che i termini del contratto corrispondano a quelli della conferma d'ordine, salvo che il compratore non ne rilevi immediatamente per iscritto le differenze.

2.5. L'accettazione senza espressa riserva da parte del compratore di prodotti non conformi per tipo o quantità inviati a condizioni diverse da quelle contenute nella richiesta del compratore implica accettazione, da parte di quest'ultimo, della fornitura e delle condizioni proposte da Athena. Le suddette riserve (anche se formulate sotto forma di precisazioni o rettifiche delle condizioni di fornitura) non avranno efficacia se non saranno formulate dal compratore per iscritto, immediatamente dopo il ricevimento della merce.

2.6. Tutte le registrazioni o trascrizioni richieste dagli Stati dei contraenti o nel Paese di destinazione dei beni per dare piena efficacia ai contratti disciplinati dalle presenti condizioni generali, o ad una loro clausola, dovranno essere effettuate dall'acquirente a proprie cure e spese.

Articolo 3
CAMPIONI, DISEGNI E DOCUMENTI TECNICI

3.1. I pesi, le dimensioni, le capacità, i prezzi, i rendimenti, i colori e gli altri dati figuranti nei cataloghi, prospetti, circolari, annunci pubblicitari, illustrazioni, listini prezzi, od altri documenti illustrativi di Athena, così come le caratteristiche dei campioni e modelli da quest'ultima inviati al compratore, hanno carattere di indicazioni approssimative. Questi dati non hanno valore impegnativo se non nella misura in cui siano stati espressamente menzionati come tali nell'offerta o nell'accettazione scritta di Athena.

3.2. Nel caso in cui l'offerta o l'accettazione del compratore facciano riferimento ad un campione offerto da Athena, si intende che questo, salvo diversa espressa pattuizione scritta, nella sua fornitura è vincolato alle caratteristiche del campione nei soli limiti indicati al punto 3.1.

3.3. Nel caso in cui Athena riferisca la sua fornitura ad un campione fornito dal compratore, Athena stessa sarà responsabile – salva diversa pattuizione scritta – della conformità della sua prestazione (nei limiti di cui sopra al punto 3.1.) alle sole caratteristiche apparenti del campione.

3.4. Qualsiasi disegno o documento tecnico che permetta la fabbricazione o il montaggio dei prodotti venduti o di loro parti e sia rimesso al compratore, tanto prima che dopo la stipulazione del contratto, rimane di esclusiva proprietà di Athena. I suddetti disegni o documenti non possono essere utilizzati dal compratore o copiati, riprodotti, trasmessi o comunicati a terzi senza il consenso scritto da parte di Athena.

Articolo 4
GARANZIA

4.1. Fuori dall'ambito di applicazione degli articoli precedenti, e fatto salvo quanto pattuito per iscritto di volta in volta fra le parti, Athena garantisce la conformità dei prodotti forniti a quanto espressamente concordato. La garanzia per vizi è limitata ai soli difetti dei prodotti conseguenti a difetti di progettazione, di materiale o di costruzione riconducibili ad Athena, e non si applica nel caso in cui il compratore non provi di aver effettuato un corretto uso, manutenzione e osservazione dei prodotti e di non averli modificati o riparati senza il consenso da parte di Athena.

4.2. La garanzia ha una durata limitata a 12 mesi, decorrenti dalla data della consegna, ed è subordinata alla regolare denuncia effettuata dal compratore ai sensi dell'articolo seguente, nonché all'espressa richiesta scritta ad Athena di effettuare un intervento in garanzia. In forza della suddetta richiesta Athena è tenuta (a sua scelta), entro un termine ragionevole avuto riguardo all'entità della contestazione, alternativamente:

- a) a fornire gratuitamente Franco Fabbrica al compratore prodotti dello stesso genere e quantità di quelli risultati difettosi o non conformi a quanto pattuito; Athena può in tal caso esigere, a spese del compratore, la resa dei prodotti difettosi, che diventano di sua proprietà;
- b) a riparare a proprie spese il prodotto difettoso o modificare quello non conforme al pattuito, effettuando le suddette operazioni in loco o presso i propri stabilimenti; in tali casi tutti i costi relativi al trasporto dei prodotti dovranno essere sopportati dal compratore;
- c) a risarcire al compratore i danni, accreditandogli una somma pari al costo della riparazione o modificazione del prodotto presso i propri stabilimenti;
- d) a dichiarare per iscritto la risoluzione del contratto, offrendo la restituzione del prezzo contro restituzione dei prodotti forniti.

Salvo dolo o colpa grave da parte di Athena l'eventuale risarcimento danno al compratore non potrà comunque superare il prezzo di fattura dei prodotti contestati.

4.3. Tutti i prodotti "Racing" destinati ad un uso agonistico-sportivo sono privi di ogni garanzia espressa od implicita ed Athena declina ogni responsabilità.

4.4. La garanzia di cui al presente articolo è assorbente e sostitutiva delle garanzie legali per vizi e conformità ed esclude ogni altra possibile responsabilità di Athena comunque originata dai prodotti forniti; in particolare il compratore non potrà avanzare altre richieste di risarcimento del danno, di riduzione del prezzo o di risoluzione del contratto. Decorsa la durata della garanzia nessuna pretesa potrà esser fatta valere nei confronti di Athena.

Articolo 5
RECLAMI E RESI

5.1. Ferme restando, in quanto applicabili, le disposizioni della legge 21 giugno 1971, di cui all'art. 1:

- a) i reclami relativi a quantità, peso, tara totale, colore, oppure a vizi e difetti di qualità o non conformità che il compratore potrebbe rilevare non appena in possesso della merce, debbono essere effettuati dal compratore entro un breve termine dal momento in cui i prodotti sono pervenuti sul luogo di destinazione e comunque, a pena di decadenza, non oltre 15 giorni dal suddetto momento;
- b) i vizi, difetti o non conformità occulti (cioè quelli non individuabili in base alla verifica imposta dalla legge e dal punto precedente al compratore) debbono essere denunciati entro un breve termine dalla scoperta e comunque, a pena di decadenza, non oltre 12 mesi dalla data della consegna.

5.2. I reclami devono essere effettuati mediante lettera raccomandata indirizzata ad Athena e devono indicare dettagliatamente i vizi o le non conformità contestate. Essi devono altresì contenere un preventivo dei costi di riparazione o modificazione dei prodotti in loco, ove possibile. In mancanza dei suddetti requisiti, ai reclami non potrà ricollegarsi efficacia alcuna.

5.3. Qualora il reclamo risulti infondato, il compratore sarà tenuto a risarcire ad Athena tutte le spese da questa sostenute per l'accertamento (viaggi, perizie, ecc.); uguale obbligo avrà il compratore se il reclamo risulti solo parzialmente fondato, per una percentuale non superiore al 30 per cento rispetto alle contestazioni originariamente effettuate.

5.4. Per resi merce dovuti a Vs. ordinazioni errate verrà applicata sulla nota di accredito una trattenuta del 15% sul valore della merce resa con un minimo di 20€.

Articolo 6
NORME TECNICHE E RESPONSABILITÀ DEL PRODUTTORE

6.1. Premesso che per ciò che concerne le caratteristiche dei prodotti Athena si attiene alla legislazione e alle norme tecniche in vigore in Italia, il compratore si assume per intero il rischio di un'eventuale difformità tra le norme italiane e quelle del Paese di destinazione dei prodotti, tenendone Athena indenne.

6.2. Athena è responsabile per danni a persone o cose, originati dai prodotti venduti, solo in caso di sua provata grave negligenza nella fabbricazione dei prodotti stessi; in nessun caso potrà essere ritenuto responsabile per danni indiretti o consequenziali, perdite di produzione o mancati profitti.

6.3. Fatto salvo quanto sopra previsto, il compratore manleverà Athena in tutte le azioni di terzi fondate su responsabilità originate dai prodotti vendutigli e risarcirà i danni derivanti dalle pretese in questione; Athena potrà coinvolgere il compratore – che dal canto suo dovrà prendere tutte le iniziative necessarie per intervenire – nel relativo giudizio intentato dai terzi.

Articolo 7
CONSEGNA

7.1. Salvo diversa pattuizione scritta, la vendita si intende effettuata Franco Fabbrica: ciò anche ove sia pattuito che la spedizione (o parte di essa) venga curata da Athena, nel qual caso quest'ultimo agirà come mandatario del compratore, essendo inteso che il trasporto verrà effettuato a spese e rischio di quest'ultimo.

7.2. In caso di ritardata consegna, l'acquirente potrà annullare la parte dell'ordine non consegnata solo dopo aver comunicato ad Athena, mediante raccomandata con ricevuta di ritorno, tale sua intenzione e dopo avergli accordato 15 giorni feriali a partire dal ricevimento di tale comunicazione, entro i quali Athena potrà consegnare tutti i prodotti specificati nel sollecito e non già consegnati. E' comunque esclusa qualsiasi responsabilità per danni derivanti da ritardo o mancata consegna, totale o parziale.

7.3. Se non diversamente pattuito, la consegna Franco Fabbrica dei prodotti avviene mediante invio di comunicazione scritta (anche via telex) al compratore che i prodotti sono a sua disposizione; il compratore avrà giorni di tempo dall'invio di tale comunicazione per provvedere al ritiro.

7.4. Ove il compratore non provveda al ritiro dei prodotti nei termini previsti dal paragrafo precedente, dovrà rimborsare ad Athena le spese di magazzino, forfetariamente fissate in misura pari al 10% dell'importo della fattura relativa ai prodotti stessi per ogni settimana di ritardo; decorsi 30 giorni Athena potrà inoltre vendere con qualsiasi mezzo i prodotti per conto del compratore, trattenendo dal ricavato l'intero prezzo dovuto (quali che siano i termini di pagamento pattuiti) nonché le spese sostenute.

Articolo 8
PAGAMENTO

8.1. Il pagamento dovrà essere effettuato, salvo diverso accordo scritto, contestualmente alla consegna o nei modi e nei termini indicati di volta in volta in offerta. In caso di pagamento mediante lettera di credito, questa dovrà essere aperta entro breve termine dalla conclusione del contratto nella forma più semplice e conforme alle previsioni del contratto, dovrà essere irrevocabile e confermata da primaria banca italiana. Eventuali pagamenti fatti ad agenti, rappresentanti o ausiliari di commercio di Athena non si intendono effettuati finché le relative somme non pervengano alla stessa.

8.2. Qualsiasi ritardo o irregolarità nel pagamento dà ad Athena il diritto di sospendere le forniture o di risolvere i contratti in corso, anche se non relativi ai pagamenti in questione, nonché il diritto al risarcimento degli eventuali danni. Athena ha comunque diritto – a decorrere dalla scadenza del pagamento, senza necessità di messa in mora – agli interessi moratori nella misura del tasso di sconto in vigore nel proprio Paese, aumentato di 7 punti.

8.3. Il compratore è tenuto al pagamento integrale anche in caso di contestazione o controversia. Tuttavia, per quanto riguarda eventuali somme controverse, ha la facoltà di depositarle presso una Banca Italiana fino a quando la controversia non sia stata risolta, vincolando la banca a trasmettere tali somme ad Athena in caso di risoluzione della controversia in senso favorevole a quest'ultima. Non è ammessa compensazione con eventuali crediti, comunque insorti, nei confronti di Athena.

Articolo 9
RISERVA DI PROPRIETÀ

9.1. Nel caso in cui il pagamento debba essere effettuato – in tutto od in parte – dopo la consegna, i prodotti consegnati restano di proprietà di Athena sino al momento del completo pagamento del prezzo nella misura permessa dalla legge del Paese dove i prodotti si trovano.

9.2. Il compratore si impegna a fare quanto necessario per costituire nel suddetto Paese una valida riserva di proprietà nella forma più estesa consentita, o per porre in essere un'analoga forma di garanzia a favore di Athena.

Articolo 10
FORZA MAGGIORE ED ECCESSIVA ONEROSITÀ

10.1. Quando si verificano incendi, crolli, inondazioni, mancanza di rifornimenti, perturbazioni nei trasporti, scioperi, serrate o altri eventi dovuti a casi di forza maggiore, che impediscano o riducano sensibilmente la produzione negli stabilimenti di Athena o blocchino i trasporti fra lo stabilimento di Athena ed il luogo di destinazione dei prodotti, il contraente colpito ha diritto ad una proroga fino a 45 giorni (estensibili a 90 nei casi più gravi) dei termini di consegna o ritiro dei prodotti, purché avvisi tempestivamente per iscritto la controparte del verificarsi del caso di forza maggiore.

10.2. Trascorsi i termini di cui sopra e permanendo la situazione di forza maggiore, l'altra parte potrà risolvere il contratto, facendone pervenire comunicazione scritta con lettera raccomandata con ricevuta di ritorno alla parte inadempiente. Quest'ultima non avrà in tal caso alcun obbligo al risarcimento dei danni.

10.3. Se, per qualsiasi altro motivo imprevedibile ad un imprenditore del settore con normale esperienza, l'esecuzione degli obblighi di Athena sia divenuta – prima della della loro esecuzione – eccessivamente onerosa in rapporto alla controprestazione originariamente pattuita, così da modificare il rapporto stesso per più del 20 per cento, Athena può chiedere una revisione delle condizioni contrattuali e, in mancanza, dichiarare risolto il contratto. In quest'ultimo caso però devono essere risarcite al compratore le spese dal medesimo sostenute in occasione del contratto risolto.

Articolo 11
CESSIONE DEL CONTRATTO

11.1. Il compratore non può cedere la sua posizione nel contratto od in singoli rapporti obbligatori da questo derivanti senza l'accettazione scritta del venditore: anche in tal caso il compratore rimane comunque solidalmente responsabile col cessionario per le obbligazioni cedute.

Articolo 12
INTERPRETAZIONE, MODIFICHE, CLAUSOLE INVALIDE

12.1. Per l'interpretazione delle presenti condizioni generali fa fede unicamente il testo italiano delle stesse.

12.2. Eventuali allegati o premesse si intendono parte integrante dei contratti cui si riferiscono. Ogni richiamo ai listini prezzi, condizioni generali od altro materiale di Athena o di terzi si intende riferito ai documenti in vigore al momento del richiamo stesso, salvo non sia diversamente specificato; devono ritenersi annullati i testi corrispondenti in precedenza in vigore fra le parti.

12.3. Le dichiarazioni effettuate od il comportamento tenuto dalle parti durante le trattative o nel corso dell'esecuzione del contratto possono contribuire all'interpretazione del solo contratto cui si riferiscono, e nei limiti in cui non contrastino con le presenti condizioni generali o con gli accordi scritti presi dalle parti in occasione della conclusione del contratto in questione.

12.4. Salvo quanto sopra previsto agli artt. 2.4. e 2.5., ogni modifica od integrazione fatta dalle parti ai contratti cui si applicano le presenti condizioni generali dovrà essere effettuata per iscritto, a pena di nullità. La deroga ad una o più disposizioni delle presenti condizioni generali non deve interpretarsi estensivamente o per analogia e non implica la volontà di disapplicare le condizioni generali nel loro insieme.

12.5. Eventuali variazioni delle condizioni contrattuali concordate tra le parti non costituiscono novazione del contratto, salvo espressa volontà contraria, risultante per iscritto.

12.6. In caso di disposizioni contrattuali invalide od inefficaci, il contratto nella sua globalità va integrato ed interpretato come se contenesse tutte le clausole che, consentono di raggiungere, in modo conforme alla legge, lo scopo essenziale perseguito dall'accordo contenente le clausole in questione.

Articolo 13
FORO COMPETENTE

13.1. Per ogni controversia relativa o comunque collegata ai contratti cui si applicano le presenti condizioni generali è esclusivamente competente il foro di Vicenza; Athena avrà tuttavia facoltà di agire presso il foro dell'acquirente.

Data

Il venditore
.....

Il compratore
.....

Si approvano espressamente i seguenti articoli:

Art. 2 – Formazione ed oggetto del contratto

Art. 4 – Garanzia

Art. 5 – Reclami

Art. 6 – Norme tecniche e responsabilità del produttore

Art. 7 – Consegna

Art. 8 – Pagamento

Art. 9 – Riserva di proprietà

Art. 10 – Forza maggiore ed eccessiva onerosità

Art. 11 – Cessione del contratto

Art. 13 – Foro competente

Il compratore
.....



Article 1
CONTRACT PROVISIONS

1.1. The present general conditions, exception made for any written derogation/waiver, shall regulate all present and future contracts of sale between the parties. Any general conditions of the purchaser shall not apply to any relationship between the parties if not expressly accepted in writing.

Nevertheless, in this case, exception made for any written derogation/waiver, the general conditions of the purchaser shall not prejudice the efficacy of the present general conditions and shall have to be coordinated therewith.

1.2. The reference that may be made to commercial terms (Ex Works, FOB, CIF, etc.) is understood to be made according to the Incoterms of the International Chamber of Commerce in the text in force at the moment of entering the contract.

1.3. All contract of sales between the parties as well as the present general conditions, shall be governed by the Italian law and in particular by the Uniform Law on international sale of goods, ratified by the Law of 21.6.1971, as well as the Uniform Law on the formation of contracts for the international sale of goods ratified on the same day. Any derogation or reference made by the parties to specific articles of the Italian law do not imply an exclusion of the enforcement of the Uniform Laws hereinabove, to the extent of their accordance with the contractual discipline.

1.4. The adhesion to the present general conditions, as well as all subsequent contracts and behaviour of the parties regulated hereby, if not otherwise agreed upon in writing, do not imply the granting to the purchaser of any exclusive right, the existence of any distributorship relation, commission or mandate, with or without agency, nor the granting to the purchaser of the right to use, in any form, the trade-marks or distinctive signs of the purchaser.

Article 2
EXECUTION AND OBJECT OF THE CONTRACT

2.1. No offer made by agents, representatives and commercial intermediaries of Athena S.p.A. shall be binding if not confirmed by Athena itself.

2.2. During negotiations, the mere sending of the present general conditions shall not imply the acceptance of any offer; nevertheless the general conditions substitute and cancel any general conditions previously proposed by one of the parties.

2.3. The sending by Athena of a price-list or descriptive material of the product not expressly bearing the diction "offer" or an equivalent one, shall not be considered as a proposal.

The diction "not binding", "if available" or similar ones inserted by Athena in an offer shall not bind the seller to the terms of the offer even in case of acceptance of said offer by the purchaser, exception made for subsequent written confirmation or conformable execution by Athena. Athena's offer shall be considered firm or irrevocable only if qualified as such in writing by Athena and if containing a validity term of the clause.

2.4. The acceptance of the contract by the purchaser, however effected, shall involve its adhesion to the present general conditions. In case Athena issues an order confirmation, even after entering the contract, it shall be presumed that the terms of the contract correspond to the terms of the order confirmation, except if the purchaser immediately communicates in writing the differences thereof.

2.5. The acceptance, with no expressed reserves by the purchaser of non conformable products for type or quantity shipped different from the terms contained in the purchaser's request, shall imply acceptance by the latter of both the supply and the conditions proposed by Athena. The reserves hereinabove (even if formulated as specifications or modifications of the delivery conditions) shall have no force if not given in writing by the purchaser, immediately after receiving the merchandise.

2.6. All recordings and registrations requested by the state of each party or in the country of destination of the goods, in order to give full efficacy to the contracts governed by the general conditions hereinabove or to one of their clauses, shall have to be carried out by the purchaser at its own care and charge.

Article 3
SAMPLES, TECHNICAL DRAWINGS AND DOCUMENTS

3.1. It is agreed that weights, dimensions, capacities, prices, performances, colors and other data contained in catalogs, prospects, circulars, advertisements, illustrations, price-lists or other illustrative Athena's documents, as well as the characteristics of samples and models sent by Athena to the purchaser, shall all constitute an approximate guide only. These data shall have binding value only if expressly mentioned as binding in the offer or in the written confirmation from Athena.

3.2. Unless otherwise agreed upon in writing, in case the offer or the acceptance of the purchaser refers to a sample offered by Athena, the latter shall be deemed committed to the characteristics of the sample only within the limits indicated in art. 3.1.

3.3. In case Athena bases its supply to a sample given by the purchaser, it shall be deemed responsible – unless otherwise agreed upon in writing – for the compliance of its services (within the limits set forth in art. 3.1.) only with the apparent characteristics of the sample.

3.4. Any technical drawing or document enabling the processing or assembling of the products sold or of parts of them given to the purchaser, whether before or after entering the contract, shall remain exclusive property of Athena. The drawing or documents hereinabove shall not be used by the purchaser nor copied, reproduced or transmitted to third parties without the Athena's consent.

Article 4
WARRANTY

4.1. Save as in this general conditions expressed and unless otherwise agreed upon in writing from time to time, Athena shall guarantee the conformity of the supplied products to what expressly agreed. The warranty for defects shall be limited to the defects of products deriving from defects in planning, material or manufacturing attributable to Athena and shall not be valid in absence of the purchaser's proof of its correct use, maintenance and conservation and of no modification or repair to the products without Athena's consent.

4.2. The warranty shall have a limited duration of 12 months, beginning from the date of delivery and shall be subject to the regular claim made by the purchaser according to the following article, as well as the written request to the seller to carry out a warranty intervention. In order to comply with the request hereinabove, the Athena shall be committed (at its own option), within a reasonable period of the time according to the extent of the claim, alternatively:

- a) to supply the purchaser with products of the same kind and quantity of those proved defective or not in compliance with the agreement, free of charge and freight. In this case, Athena shall have the right to demand, at the expenses of the purchaser, the return of the defective goods, which become its own property;
- b) to repair, at its own expenses, the defective product or modify the product not in compliance with the agreement, carrying out said operation where the products are located or in its own factory. In these cases, all costs relating to the transportation of the products shall be at the purchaser's charge;
- c) to pay compensation for damages to the purchaser by crediting the purchaser an amount equal to the cost of repairing or modifying the products in its own factory;
- d) to declare in writing the termination of the contract, offering to refund the price paid against the return of the supplied products.

Except for fraud or gross negligence of Athena, any compensation for damages to the purchaser shall not exceed the invoiced price of the claimed products.

4.3. All "Racing" products designed for competition are sold without any express or implied warranty and Athena declines any responsibility.

4.4. The warranty hereinabove shall absorb and substitute the legal warranty for defects and lack of compliance and exclude any other seller's responsibility, however originated by the supplied products; in particular, the purchaser shall have no right to put forth any other claim for damages, reduction of the price or resolution of the contract. Upon the expiry of the warranty, no request can be made to Athena.

Article 5
CLAIMS

5.1. The provisions of the Law of 21.6.1971, mentioned in art. 1 still remaining in force:

- a) all claims regarding quantity, weight, color, or quality defects or lack of compliance that the purchaser could notice at the moment of receiving the goods, shall have to be carried out by the purchaser within a short time from the moment the goods reached their destination, however, under penalty of forfeiture, not beyond 15 days from said moment;
- b) all hidden defects and non-conformities (more precisely all non-visible defects on the basis of the verification demanded to the seller by law and by the paragraph hereinabove) shall have to be denounced within a short time from their discovery and, however, under penalty of forfeiture, not beyond 12 months from the date of delivery.

5.2. All claims shall be sent via registered letter addressed to Athena and shall indicate in detail all defects or non conformities. Furthermore, they shall contain a cost estimation for repair or modification of the products on the spot, whenever possible. In absence of the requisites hereinabove, no claim shall be effective.

5.3. Should the claim be found groundless, the purchaser shall have to refund Athena with all the expenses made for the investigation (trips, appraisals, etc.). The same applies in the event that the claim result only partially grounded, up to a percentage not higher than 30% of the claim originally made.

5.4. Items returned for mistaken orders are subject to a 15% re-stocking fee to be deducted from the credit note, with a minimum charge of 20€.

Article 6
TECHNICAL SPECIFICATIONS AND MANUFACTURER'S RESPONSIBILITY

6.1. Being stated that, as far as the characteristics of the products are concerned, Athena shall follow the laws and technical rules in force in Italy and the purchaser shall assume the whole risk of any difference between the Italian provisions and the provisions of the country of destination of the products, holding Athena harmless.

6.2. Athena shall be responsible for damages to both persons and property caused by the products sold only in case of gross negligence in manufacturing the products hereinabove is proved; in no case shall Athena be deemed responsible for indirect or consequential damages, loss of production or lack of profit.

6.3. Exception made for the provisions hereinabove, the purchaser shall hold Athena harmless in case of third parties' actions based on responsibilities originated by the products sold to the purchaser and shall pay compensation for the damages resulting from such actions. Athena shall have the right to involve the purchaser who, for its part, shall take all necessary steps to intervene, in any legal action brought by third parties in connection with the products supplied.

Article 7
DELIVERY

7.1. If not otherwise agreed upon in writing, any sale shall be deemed to be Ex Works, even if expressly agreed upon that the shipment (or part of it) shall effected by Athena; in this case, the latter shall act as agent of the purchaser, being agreed that the transportation shall be done at the risk and charge of the purchaser.

7.2. In case of delayed delivery, the purchaser shall have the right to cancel the undelivered part of the order only after giving notice thereof to Athena by means of a registered letter with return receipt and after having granted Athena a period of 15 working days beginning from the receipt of such notice, within which Athena shall have the possibility of delivering all the products specified in the request and not yet delivered. However, any responsibility for damages caused by delay or lack of delivery, both total or partial, shall be excluded.

7.3. If not otherwise agreed upon, the Ex Works delivery of the products shall take place by means of a written notice thereof (even by telex) to the purchaser that the products are at its disposal; the purchaser shall have a period of time of 3 days from the sending of such notice to take delivery of the products.

7.4. Should the purchaser not take delivery of the merchandise within the terms set forth in the paragraph hereinabove, the purchaser shall have to reimburse all storage charges to Athena fixed in a lump sum equal to 10% of the amount of the invoice concerning said products for each week of delay. Furthermore, upon the expiry of a 30 days term, Athena shall have the right to sell the products on behalf of the purchaser, at any price, deducting from the return the whole amount due (regardless to the payment terms agreed upon), as well as any expenses borne thereof.

Article 8
PAYMENT

8.1. Unless otherwise agreed upon in writing, payments shall be made at time of delivery or following the terms and conditions set forth from time to time in the offer. In case of payment by letter of credit, it shall have to be opened within a short time from the entering of the contract in the easiest form and in accordance with the provisions of the contract and shall have to be irrevocable and confirmed by a leading Italian bank. Any payment made to agents, representatives or commercial intermediaries of Athena shall not be deemed to have been carried out until the relevant sums are collected by Athena.

8.2. Any delay or irregularity in the payment shall grant Athena the right to suspend deliveries or to terminate the outstanding contracts even if not relevant to the payments at issue, as well as the right to claim damages. However, the seller shall have the right, beginning from due date of the payment, with no need for any intimation to pay, to obtain interests for delayed payment corresponding to the discount rate of the country of the seller increased by 7 points.

8.3. The purchaser shall be bound to fulfill its obligations of entire payment even in case of claims or controversy. In case of disputed amounts, the purchaser may, at its option, deposit the sums object of the controversy in an Italian bank until the controversy has been settled, binding the bank to transfer said sums to Athena should the controversy be settled in its favor. No compensation with any credit however arisen towards Athena shall be accepted.

Article 9
RESERVATION OF TITLE

9.1. Should the payment be made – in whole or in part – after delivery, the delivered products remain property of the seller until the payment obligations have been entirely fulfilled, within the limits of the law of the country where said products are located.

9.2. The purchaser shall have the obligation to take all necessary steps to constitute, in the country where the products are located, a valid property reservation in the most extensive form permitted or to create a similar form of guarantee in favor of Athena.

Article 10
FORCE MAJEURE

10.1. Should fires, collapses, floods, lack of supplies, transportation difficulties, strikes, lock-outs or any events beyond control of the respective parties hinder or sensibly reduce the production in the factories of one of the parties, or prevent the transportation between the factories and the place of destination of the products, the injured party shall have the right to obtain a prorogation of the delivery or collection terms of the products of 45 days, provided that timely notice of such event of force majeure is given to the other party. The prorogation term may be extended in the most critical cases to 90 days.

10.2. Upon the expiry of the terms hereinabove in the continuation of the event of force majeure, the other party shall have the right to terminate the contract by giving written notice thereof to the defaulting party by registered letter with return receipt. The defaulting party shall in this case have no obligation to pay damages.

10.3. Should the fulfillment of Athena's commitments, owing to any reason unforeseeable by an entrepreneur of the field with normal experience, have become – before their fulfillment – excessively onerous compared with the contractual obligation originally agreed upon, such as to modify the ratio by over 20 per cent, Athena shall have the right to request a revision of the contractual conditions or, failing such revision, to terminate the contract. In case of termination, all expenses borne by the purchaser for terminating the contract, shall have to be reimbursed to the purchaser.

Article 11
ASSIGNMENT OF THE CONTRACT

11.1. The purchaser shall have no right to assign his position in the contract or in individual binding relationships deriving from the contract without Athena's written consent thereof. The purchaser remains, however, jointly and severally responsible with the assignee for the assigned obligations.

Article 12
INTERPRETATION, MODIFICATION, INVALID CLAUSES

12.1. The Italian text of the present general conditions shall be the only authentic text for the interpretation thereof.

12.2. Any exhibit or preamble shall be considered part of the contracts they refer to. Any reference made to price-list, general conditions or other material either by Athena or by third parties, shall be deemed made to the documents in force at the moment of said reference, unless otherwise specified. All correspondent texts previously in force between the parties shall have to be considered cancelled.

12.3. The statements made or the behavior held by the parties during the execution of the contract may contribute to the interpretation only of the contract they refer to and only where not in contrast with the present general conditions or with the written agreements made by the parties at the time of entering the contract at issue.

12.4. Excepting the provisions set forth in articles 2.4. and 2.5., any modification or integration made by the parties to the contracts in connection with the present general conditions, shall be void unless set forth in writing. Any derogations to one or more dispositions of the present general conditions shall not be interpreted extensively or for analogy and shall not imply the will to disregard all present general conditions.

12.5. Unless otherwise agreed upon in writing, no variation to the contractual conditions between the parties shall constitute modification of the contract.

12.6. In case of invalidity or ineffective contractual provisions, the whole contract shall have to be integrated and interpreted as containing all the clauses that allow reaching, in compliance with the law, the essential aim pursued by the agreement containing the provisions hereinabove.

Article 13
COMPETENT JURISDICTION

13.1. Any dispute relating to or however in connection with the contracts governed by the present general conditions shall be settled by the courts of Vicenza as the exclusive competent jurisdiction. The seller shall however have the right to take action in the Purchaser's Court.

Date

The seller

.....

The purchaser

.....

The provisions set forth in the articles hereunder are expressly accepted.

- Art. 2 – Execution and Object of the Contract
- Art. 4 – Guarantee
- Art. 5 – Claims
- Art. 6 – Manufacturer's Responsibility
- Art. 7 – Delivery
- Art. 8 – Payment
- Art. 9 - Reservation of Title
- Art. 10 – Force Majeure
- Art. 11 – Assignment of the Contract
- Art. 13 – Competent Jurisdiction

The purchaser

.....



Article 1
CONTRACT PROVISIONS

1.1. The present general conditions, exception made for any written derogation/waiver, shall regulate all present and future contracts of sale between the parties. Any general conditions of the purchaser shall not apply to any relationship between the parties if not expressly accepted in writing.

Nevertheless, in this case, exception made for any written derogation/waiver, the general conditions of the purchaser shall not prejudice the efficacy of the present general conditions and shall have to be coordinated therewith.

1.2. The reference that may be made to commercial terms (Ex Works, FOB, CIF, etc.) is understood to be made according to the Incoterms of the International Chamber of Commerce in the text in force at the moment of entering the contract.

1.3. All contract of sales between the parties as well as the present general conditions, shall be governed by the Italian law and in particular by the Uniform Law on international sale of goods, ratified by the Law of 21.6.1971, as well as the Uniform Law on the formation of contracts for the international sale of goods ratified on the same day. Any derogation or reference made by the parties to specific articles of the Italian law do not imply an exclusion of the enforcement of the Uniform Laws hereinabove, to the extent of their accordance with the contractual discipline.

1.4. The adhesion to the present general conditions, as well as all subsequent contracts and behaviour of the parties regulated hereby, if not otherwise agreed upon in writing, do not imply the granting to the purchaser of any exclusive right, the existence of any distributorship relation, commission or mandate, with or without agency, nor the granting to the purchaser of the right to use, in any form, the trade-marks or distinctive signs of the purchaser.

Article 2
EXECUTION AND OBJECT OF THE CONTRACT

2.1. No offer made by agents, representatives and commercial intermediaries of Athena S.p.A. shall be binding if not confirmed by Athena itself.

2.2. During negotiations, the mere sending of the present general conditions shall not imply the acceptance of any offer; nevertheless the general conditions substitute and cancel any general conditions previously proposed by one of the parties.

2.3. The sending by Athena of a price-list or descriptive material of the product not expressly bearing the diction "offer" or an equivalent one, shall not be considered as a proposal.

The diction "not binding", "if available" or similar ones inserted by Athena in an offer shall not bind the seller to the terms of the offer even in case of acceptance of said offer by the purchaser, exception made for subsequent written confirmation or conformable execution by Athena. Athena's offer shall be considered firm or irrevocable only if qualified as such in writing by Athena and if containing a validity term of the clause.

2.4. The acceptance of the contract by the purchaser, however effected, shall involve its adhesion to the present general conditions. In case Athena issues an order confirmation, even after entering the contract, it shall be presumed that the terms of the contract correspond to the terms of the order confirmation, except if the purchaser immediately communicates in writing the differences thereof.

2.5. The acceptance, with no expressed reserves by the purchaser of non conformable products for type or quantity shipped different from the terms contained in the purchaser's request, shall imply acceptance by the latter of both the supply and the conditions proposed by Athena. The reserves hereinabove (even if formulated as specifications or modifications of the delivery conditions) shall have no force if not given in writing by the purchaser, immediately after receiving the merchandise.

2.6. All recordings and registrations requested by the state of each party or in the country of destination of the goods, in order to give full efficacy to the contracts governed by the general conditions hereinabove or to one of their clauses, shall have to be carried out by the purchaser at its own care and charge.

Article 3
SAMPLES, TECHNICAL DRAWINGS AND DOCUMENTS

3.1. It is agreed that weights, dimensions, capacities, prices, performances, colors and other data contained in catalogs, prospects, circulars, advertisements, illustrations, price-lists or other illustrative Athena's documents, as well as the characteristics of samples and models sent by Athena to the purchaser, shall all constitute an approximate guide only. These data shall have binding value only if expressly mentioned as binding in the offer or in the written confirmation from Athena.

3.2. Unless otherwise agreed upon in writing, in case the offer or the acceptance of the purchaser refers to a sample offered by Athena, the latter shall be deemed committed to the characteristics of the sample only within the limits indicated in art. 3.1.

3.3. In case Athena bases its supply to a sample given by the purchaser, it shall be deemed responsible – unless otherwise agreed upon in writing – for the compliance of its services (within the limits set forth in art. 3.1.) only with the apparent characteristics of the sample.

3.4. Any technical drawing or document enabling the processing or assembling of the products sold or of parts of them given to the purchaser, whether before or after entering the contract, shall remain exclusive property of Athena. The drawing or documents hereinabove shall not be used by the purchaser nor copied, reproduced or transmitted to third parties without the Athena's consent.

Article 4
WARRANTY

4.1. Save as in this general conditions expressed and unless otherwise agreed upon in writing from time to time, Athena shall guarantee the conformity of the supplied products to what expressly agreed. The warranty for defects shall be limited to the defects of products deriving from defects in planning, material or manufacturing attributable to Athena and shall not be valid in absence of the purchaser's proof of its correct use, maintenance and conservation and of no modification or repair to the products without Athena's consent.

4.2. The warranty shall have a limited duration of 12 months, beginning from the date of delivery and shall be subject to the regular claim made by the purchaser according to the following article, as well as the written request to the seller to carry out a warranty intervention. In order to comply with the request hereinabove, the Athena shall be committed (at its own option), within a reasonable period of the time according to the extent of the claim, alternatively:

- to supply the purchaser with products of the same kind and quantity of those proved defective or not in compliance with the agreement, free of charge and freight. In this case, Athena shall have the right to demand, at the expenses of the purchaser, the return of the defective goods, which become its own property;
- to repair, at its own expenses, the defective product or modify the product not in compliance with the agreement, carrying out said operation where the products are located or in its own factory. In these cases, all costs relating to the transportation of the products shall be at the purchaser's charge;
- to pay compensation for damages to the purchaser by crediting the purchaser an amount equal to the cost of repairing or modifying the products in its own factory;
- to declare in writing the termination of the contract, offering to refund the price paid against the return of the supplied products.

Except for fraud or gross negligence of Athena, any compensation for damages to the purchaser shall not exceed the invoiced price of the claimed products.

4.3. All "Racing" products designed for competition are sold without any express or implied warranty and Athena declines any responsibility.

4.4. The warranty hereinabove shall absorb and substitute the legal warranty for defects and lack of compliance and exclude any other seller's responsibility, however originated by the supplied products; in particular, the purchaser shall have no right to put forth any other claim for damages, reduction of the price or resolution of the contract. Upon the expiry of the warranty, no request can be made to Athena.

Article 5
CLAIMS

5.1. The provisions of the Law of 21.6.1971, mentioned in art. 1 still remaining in force:

- all claims regarding quantity, weight, color, or quality defects or lack of compliance that the purchaser could notice at the moment of receiving the goods, shall have to be carried out by the purchaser within a short time from the moment the goods reached their destination, however, under penalty of forfeiture, not beyond 15 days from said moment;
- all hidden defects and non-conformities (more precisely all non-visible defects on the basis of the verification demanded to the seller by law and by the paragraph hereinabove) shall have to be denounced within a short time from their discovery and, however, under penalty of forfeiture, not beyond 12 months from the date of delivery.

5.2. All claims shall be sent via registered letter addressed to Athena and shall indicate in detail all defects or non conformities. Furthermore, they shall contain a cost estimation for repair or modification of the products on the spot, whenever possible. In absence of the requisites hereinabove, no claim shall be effective.

5.3. Should the claim be found groundless, the purchaser shall have to refund Athena with all the expenses made for the investigation (trips, appraisals, etc.). The same applies in the event that the claim result only partially grounded, up to a percentage not higher than 30% of the claim originally made.

5.4. Items returned for mistaken orders are subject to a 15% re-stocking fee to be deducted from the credit note, with a minimum charge of 20€.

Article 6
TECHNICAL SPECIFICATIONS AND MANUFACTURER'S RESPONSIBILITY

6.1. Being stated that, as far as the characteristics of the products are concerned, Athena shall follow the laws and technical rules in force in Italy and the purchaser shall assume the whole risk of any difference between the Italian provisions and the provisions of the country of destination of the products, holding Athena harmless.

6.2. Athena shall be responsible for damages to both persons and property caused by the products sold only in case of gross negligence in manufacturing the products hereinabove is proved; in no case shall Athena be deemed responsible for indirect or consequential damages, loss of production or lack of profit.

6.3. Exception made for the provisions hereinabove, the purchaser shall hold Athena harmless in case of third parties' actions based on responsibilities originated by the products sold to the purchaser and shall pay compensation for the damages resulting from such actions. Athena shall have the right to involve the purchaser who, for its part, shall take all necessary steps to intervene, in any legal action brought by third parties in connection with the products supplied.

Article 7
DELIVERY

7.1. If not otherwise agreed upon in writing, any sale shall be deemed to be Ex Works, even if expressly agreed upon that the shipment (or part of it) shall effected by Athena; in this case, the latter shall act as agent of the purchaser, being agreed that the transportation shall be done at the risk and charge of the purchaser.

7.2. In case of delayed delivery, the purchaser shall have the right to cancel the undelivered part of the order only after giving notice thereof to Athena by means of a registered letter with return receipt and after having granted Athena a period of 15 working days beginning from the receipt of such notice, within which Athena shall have the possibility of delivering all the products specified in the request and not yet delivered. However, any responsibility for damages caused by delay or lack of delivery, both total or partial, shall be excluded.

7.3. If not otherwise agreed upon, the Ex Works delivery of the products shall take place by means of a written notice thereof (even by telex) to the purchaser that the products are at its disposal; the purchaser shall have a period of time of 3 days from the sending of such notice to take delivery of the products.

7.4. Should the purchaser not take delivery of the merchandise within the terms set forth in the paragraph hereinabove, the purchaser shall have to reimburse all storage charges to Athena fixed in a lump sum equal to 10% of the amount of the invoice concerning said products for each week of delay. Furthermore, upon the expiry of a 30 days term, Athena shall have the right to sell the products on behalf of the purchaser, at any price, deducting from the return the whole amount due (regardless to the payment terms agreed upon), as well as any expenses borne thereof.

Article 8
PAYMENT

8.1. Unless otherwise agreed upon in writing, payments shall be made at time of delivery or following the terms and conditions set forth from time to time in the offer. In case of payment by letter of credit, it shall have to be opened within a short time from the entering of the contract in the easiest form and in accordance with the provisions of the contract and shall have to be irrevocable and confirmed by a leading Italian bank. Any payment made to agents, representatives or commercial intermediaries of Athena shall not be deemed to have been carried out until the relevant sums are collected by Athena.

8.2. Any delay or irregularity in the payment shall grant Athena the right to suspend deliveries or to terminate the outstanding contracts even if not relevant to the payments at issue, as well as the right to claim damages. However, the seller shall have the right, beginning from due date of the payment, with no need for any intimation to pay, to obtain interests for delayed payment corresponding to the discount rate of the country of the seller increased by 7 points.

8.3. The purchaser shall be bound to fulfill its obligations of entire payment even in case of claims or controversy. In case of disputed amounts, the purchaser may, at its option, deposit the sums object of the controversy in an Italian bank until the controversy has been settled, binding the bank to transfer said sums to Athena should the controversy be settled in its favor. No compensation with any credit however arisen towards Athena shall be accepted.

Article 9
RESERVATION OF TITLE

9.1. Should the payment be made – in whole or in part – after delivery, the delivered products remain property of the seller until the payment obligations have been entirely fulfilled, within the limits of the law of the country where said products are located.

9.2. The purchaser shall have the obligation to take all necessary steps to constitute, in the country where the products are located, a valid property reservation in the most extensive form permitted or to create a similar form of guarantee in favor of Athena.

Article 10
FORCE MAJEURE

10.1. Should fires, collapses, floods, lack of supplies, transportation difficulties, strikes, lock-outs or any events beyond control of the respective parties hinder or sensibly reduce the production in the factories of one of the parties, or prevent the transportation between the factories and the place of destination of the products, the injured party shall have the right to obtain a prorogation of the delivery or collection terms of the products of 45 days, provided that timely notice of such event of force majeure is given to the other party. The prorogation term may be extended in the most critical cases to 90 days.

10.2. Upon the expiry of the terms hereinabove in the continuation of the event of force majeure, the other party shall have the right to terminate the contract by giving written notice thereof to the defaulting party by registered letter with return receipt. The defaulting party shall in this case have no obligation to pay damages.

10.3. Should the fulfillment of Athena's commitments, owing to any reason unforeseeable by an entrepreneur of the field with normal experience, have become – before their fulfillment – excessively onerous compared with the contractual obligation originally agreed upon, such as to modify the ratio by over 20 per cent, Athena shall have the right to request a revision of the contractual conditions or, failing such revision, to terminate the contract. In case of termination, all expenses borne by the purchaser for terminating the contract, shall have to be reimbursed to the purchaser.

Article 11
ASSIGNMENT OF THE CONTRACT

11.1. The purchaser shall have no right to assign his position in the contract or in individual binding relationships deriving from the contract without Athena's written consent thereof. The purchaser remains, however, jointly and severally responsible with the assignee for the assigned obligations.

Article 12
INTERPRETATION, MODIFICATION, INVALID CLAUSES

12.1. The Italian text of the present general conditions shall be the only authentic text for the interpretation thereof.

12.2. Any exhibit or preamble shall be considered part of the contracts they refer to. Any reference made to price-list, general conditions or other material either by Athena or by third parties, shall be deemed made to the documents in force at the moment of said reference, unless otherwise specified. All correspondent texts previously in force between the parties shall have to be considered cancelled.

12.3. The statements made or the behavior held by the parties during the execution of the contract may contribute to the interpretation only of the contract they refer to and only where not in contrast with the present general conditions or with the written agreements made by the parties at the time of entering the contract at issue.

12.4. Excepting the provisions set forth in articles 2.4. and 2.5., any modification or integration made by the parties to the contracts in connection with the present general conditions, shall be void unless set forth in writing. Any derogations to one or more dispositions of the present general conditions shall not be interpreted extensively or for analogy and shall not imply the will to disregard all present general conditions.

12.5. Unless otherwise agreed upon in writing, no variation to the contractual conditions between the parties shall constitute modification of the contract.

12.6. In case of invalidity or ineffective contractual provisions, the whole contract shall have to be integrated and interpreted as containing all the clauses that allow reaching, in compliance with the law, the essential aim pursued by the agreement containing the provisions hereinabove.

Article 13
COMPETENT JURISDICTION

13.1. Any dispute relating to or however in connection with the contracts governed by the present general conditions shall be settled by the courts of Vicenza as the exclusive competent jurisdiction. The seller shall however have the right to take action in the Purchaser's Court.

Date

The seller

.....

The purchaser

.....

The provisions set forth in the articles hereunder are expressly accepted.

- Art. 2 – Execution and Object of the Contract
- Art. 4 – Guarantee
- Art. 5 – Claims
- Art. 6 – Manufacturer's Responsibility
- Art. 7 – Delivery
- Art. 8 – Payment
- Art. 9 - Reservation of Title
- Art. 10 – Force Majeure
- Art. 11 – Assignment of the Contract
- Art. 13 – Competent Jurisdiction

The purchaser

.....



Article 1

RÈGLEMENT CONTRACTUEL

1.1. Les présentes conditions générales, sauf éventuelles dérogations fixées par écrit, régissent tous les contrats actuels et futurs de la vente entre les parties. Les conditions générales éventuelles de l'acheteur ne s'appliqueront pas aux relations futures entre les parties sauf acceptation expresse par écrit; dans ce cas, toutefois, sauf dérogation accordée par écrit, elles n'excluront pas l'efficacité des présentes conditions générales, avec lesquelles elles devront être coordonnées.

1.2. La référence à d'éventuelles conditions commerciales (EXW, FOB, CIF, etc.) est relative aux Incoterms de la Chambre de Commerce Internationale, en vigueur à la conclusion du contrat.

1.3. Tous les contrats de vente entre les parties, ainsi que les présentes conditions générales, seront régis par la loi italienne, et en particulier par la loi uniforme sur la vente internationale de marchandises, ratifiée par la loi du 21 juin 1971, et par la loi uniforme sur la formation des contrats de vente mobilière corporelle internationale, ratifiée à la même date; les dérogations ou rappels éventuels des parties aux articles spécifiques de la loi italienne n'impliquent pas une exclusion de l'application des lois uniformes susmentionnées du moment qu'ils soient compatibles avec le règlement contractuel.

1.4. Le respect de ces conditions générales, ainsi que tous les contrats et comportements ultérieurs des parties régies par celles-ci, sauf convention contraire expresse par écrit n'impliquent pas la concession à l'acquéreur d'aucuns droits exclusifs ni l'instauration de rapports de concession, commission ou mandat, avec ou sans représentation, comme ils ne confèrent pas à l'acheteur le droit d'utiliser les marques ou signes distinctifs du vendeur, sous toutes leurs formes.

Article 2

FORMATION ET OBJET DU CONTRAT

2.1. Les offres faites par les agents, représentants et auxiliaires de commerce d'Athena S.p.A. n'engagent en aucune sorte jusqu'à ce qu'elles soient confirmées par Athena même.

2.2. L'envoi des présentes conditions générales n'implique pas l'acceptation de toute forme d'offre, dans le cadre des négociations en cours, cependant, lesdites conditions générales remplacent et annulent celles qui ont précédemment proposées par chacune des parties.

2.3. L'envoi de la part d'Athena de listes de prix ou matériel descriptif qui ne présente pas le terme «offre» ou autre équivalent, ne peut être considéré comme une proposition. Le terme «sans engagement», «si disponible» ou des autres termes semblables apposés par Athena n'engagent pas cette dernière aux conditions de l'offre même en cas d'acceptation de l'offre de la part de l'acquéreur, sauf après confirmation écrite ou exécution conforme de la part d'Athena. L'offre est considérée comme ferme et irrévocable uniquement si elle est qualifiée comme telle par l'acquéreur avec une confirmation écrite précisant une durée de validité de la clause.

2.4. L'acceptation d'un contrat par l'acquéreur, peu importe la façon dont elle est effectuée, implique son adhésion aux présentes conditions générales. Si Athena émet une confirmation de commande, même successivement à la conclusion du contrat, il est réputé que les conditions du contrat correspondent à ceux de la confirmation de la commande, sauf si l'acquéreur en constate immédiatement les différences par écrit.

2.5. L'acceptation sans réserve expresse de la part de l'acquéreur des produits non conformes au type ou à la quantité envoyés à des conditions différentes de celles contenues dans la demande de l'acquéreur, implique l'acceptation par celui-ci de la fourniture et des conditions proposées par Athena. Les réserves susmentionnées (même si elles sont formulées sous la forme de précision ou de rectification des conditions de fourniture) ne seront pas efficaces à moins d'être formulées par écrit par l'acquéreur, immédiatement après réception des marchandises.

2.6. Tous les enregistrements ou transcriptions demandées par les États contractants ou dans le pays de destination des marchandises pour donner plein effet aux contrats réglementés par ces conditions générales, ou à une de leurs clauses, devront être faits par l'acquéreur à ses propres frais et soins.

Article 3

ÉCHANTILLONS, DESSINS ET DOCUMENTS TECHNIQUES

3.1. Les poids, dimensions, capacités, prix, rendements, couleurs et autres données contenues dans les catalogues, brochures, circulaires, annonces, illustrations, listes de prix ou autres documents d'illustration d'Athena, ainsi que les caractéristiques des échantillons et modèles de cette dernière a envoyé à l'acquéreur, ont un caractère d'indications approximatives. Ces données ne sont pas contraignantes, sauf dans la mesure où elles sont expressément mentionnées comme telles dans l'offre ou dans l'acceptation écrite d'Athena.

3.2. Dans le cas où l'offre ou l'acceptation de l'acquéreur font référence à un échantillon offert par Athena, il est réputé que l'acquéreur, sauf convention contraire expresse par écrit, est lié dans son approvisionnement aux caractéristiques de l'échantillon dans les limites décrites dans la section 3.1.

3.3. Dans le cas où Athena réfère sa fourniture à un échantillon fourni par l'acheteur Athena même - sauf accord contraire par écrit - sera responsable de la conformité de sa performance (dans les limites susmentionnées dans la section 3.1.) aux seules caractéristiques apparentes de l'échantillon.

3.4. Tout dessin ou document technique permettant la fabrication ou le montage des produits

vendus ou de leurs parties et étant remis à l'acquéreur, qu'il s'agisse d'avant ou après la stipulation du contrat, demeure l'exclusive propriété d'Athena. Ces dessins ou documents ne peuvent pas être utilisés par l'acquéreur ou copiés, reproduits, transmis ou communiqués à des tiers sans le consentement écrit d'Athena.

Article 4

GARANTIE

4.1. En dehors de la portée des articles précédents, et sauf tel que convenu par écrit selon le cas entre les parties, Athena assure la conformité des produits fournis à ce qui a été expressément convenu. La garantie pour les défauts est limitée aux défauts des produits résultant de défauts de conception, de matériau ou de construction qu'on peut ramener à Athéna, et ne s'applique pas si l'acquéreur ne donne pas la preuve qu'il a fait une bonne utilisation, entretien et entreposage des produits et ne les a pas modifiés ou réparés sans le consentement de la part d'Athena.

4.2. La période de garantie est limitée à 12 mois à compter de la date de la livraison, et fait l'objet de la plainte régulière faite par l'acquéreur conformément à l'article suivant, ainsi que l'expresse demande écrite à Athena d'effectuer une demande de garantie. En vertu de cette demande Athena doit (à son choix), dans un délai de temps raisonnable dû à l'entité de la contestation, alternativement:

- fournir gratuitement EXW à l'acquéreur des produits du même genre et quantité que ceux trouvés défectueux ou non conformes aux spécifications convenues, Athéna, dans ce cas peut exiger, à la charge de l'acquéreur, le rendement des produits défectueux, qui deviennent de sa propriété;
- réparer le produit défectueux à ses propres frais, ou un changement qui n'est pas conforme à celui convenu, en effectuant les opérations ci-dessus sur le site ou dans ses usines; en ce cas tous les coûts liés au transport des produits seront supportés par l'acquéreur;
- payer des dommages à l'acquéreur, en l'accréditant un montant égal au coût de la réparation ou modification du produit auprès de leurs établissements;
- indiquer par écrit la résiliation du contrat, offrant de rembourser le prix contre le retour des produits fournis.

Sauf faute grave ou intentionnelle de la part d'Athena, le remboursement éventuel pour tout dommage causé à l'acheteur ne peut pas dépasser le prix facturé des marchandises contestées.

4.3. Tous les produits Racing utilisés à des fins anarchiques ne sont soumis à aucune garantie. Athena en décline toute responsabilité.

4.4. La garantie visée au présent article est en lieu et place des garanties juridiques pour les défauts et la conformité et exclut toute autre responsabilité d'Athena pouvant résulter des produits fournis, en particulier, l'acquéreur ne doit pas faire d'autres revendications d'indemnisation pour les dommages, ou la résiliation du contrat. Passée la période de garantie aucune réclamation ne peut être invoquée contre Athena.

Article 5

PLAINTES

5.1. Sous réserve, en tant qu'applicables, les dispositions de la loi du 21 Juin 1971, en vertu de l'article 1:

- les plaintes concernant la quantité, poids, valeur de tare, couleur ou défauts de qualité ou de non-conformité que l'acquéreur a pu détecter dès qu'il est entré en possession des marchandises, doivent être effectuées par l'acquéreur dans un court délai à partir du moment où les marchandises ont été reçues à la destination et en toute éventualité, sous peine de déchéance, au plus tard 15 jours à partir de ce moment-là;
- les vices, les défauts ou non-conformités cachés (ceux qui ne sont pas identifiés sur la base de la vérification exigée par la loi et par le présent paragraphe à l'acquéreur) doivent être signalés dans un bref délai de découverte et dans tous les cas, sous peine de déchéance, au plus tard 12 mois après la date de livraison.

5.2. Les réclamations doivent être faites par lettre recommandée adressée à Athéna, et doivent décrire en détail les défauts ou non-conformités contestées. Ils doivent également contenir une estimation du coût de la réparation ou de la modification de produits sur le site lorsque cela est possible. En l'absence de ces conditions, les plaintes n'ont aucune validité.

5.3. Si la réclamation s'avère infondée, l'acquéreur devra indemniser à Athéna toutes les dépenses engagées par lui pour en déterminer la constatation (voyage, études, etc.); l'acquéreur aura la même obligation si la plainte ne s'avère que partiellement fondée, pour un pourcentage supérieure à 30 pour cent par rapport aux contestations faites à l'origine.

5.4. Pour les marchandises retournées en raison de commandes reçues incorrectes de votre part nous serons forcés à appliquer sur notre note de crédit une déduction de 15% sur la valeur de la marchandise retournée avec un minimum de € 20,00.

Article 6

RÈGLEMENTS TECHNIQUES ET RESPONSABILITÉ DU PRODUCTEUR

6.1. Pourvu qu'en ce qui concerne les caractéristiques des produits Athena l'on adhère aux normes législatives et techniques en vigueur en Italie, l'acheteur assume entièrement le risque de divergence entre les règles italiennes et celles du pays de destination des produits, en préservant l'indemnité d'Athena.

6.2. Athéna est responsable des dommages causés aux personnes ou aux biens résultant de

produits vendus uniquement en cas de négligence grave avérée dans la fabrication des ses produits, mais en aucun cas ne pourra être tenue responsable des dommages indirects ou consécutifs, de la perte de production ou des profits.

6.3. Nonobstant ce qui précède, l'acquéreur devra indemniser Athéna dans toutes les actions de tiers fondées sur la responsabilité découlant des produits vendus et verser une indemnité pour les dommages découlant des réclamations en question, Athéna pourra impliquer l'acquéreur - qui, en retour devra prendre toutes les mesures nécessaires pour l'action - dans le jugement intenté par des tiers.

Article 7 LIVRAISON

7.1. Sauf différente convention écrite, la vente est faite FOB: même s'il est convenu qu'Athéna s'occupe de l'expédition (ou une partie de celle-ci), dans lequel cas, il agira comme un représentant de l'acquéreur, dans l'accord visant que le transport sera effectué aux frais et risques de ce dernier.

7.2. En cas de retard de livraison, l'acquéreur peut annuler la partie non livrée de la commande seulement après en avoir communiqué à Athéna l'intention, par courrier recommandé avec accusé de réception, et lui avoir accordé 15 jours ouvrables suivant la réception de cette notification, dans la limite desquels Athéna livrera les produits spécifiés dans la demande et non déjà livrés. Toute forme de responsabilité pour les dommages résultant d'un retard ou défaut de livraison, en totalité ou en partie, est de toute façon exclue.

7.3. Sauf convention contraire, la livraison FOB des produits arrive à travers un avis écrit (y compris par télex) à l'acquéreur que les produits sont à sa disposition ; l'acquéreur aura jours à compter de l'envoi du présent avis afin d'en assurer le retrait.

7.4. Si l'acquéreur ne procède pas au retrait des produits dans les délais prévus à l'alinéa précédent, Athéna s'engage à rembourser les coûts d'entreposage, pour un montant forfaitaire fixé à 10% de la facture aux produits mêmes pour chaque semaine de retard; après 30 jours Athéna pourra également vendre les produits par n'importe quel moyen, au nom de l'acquéreur, en retenant la totalité du prix dû (quelles que soient les conditions de paiement convenues) ainsi que les dépenses engagées.

Article 8 PAIEMENT

8.1. Le paiement doit être fait, sauf accord contraire par écrit, exigible à la livraison ou de la manière et conditions précisés selon les offres. En cas de paiement par lettre de crédit, cette dernière devra être ouverte peu de temps après la conclusion du contrat dans sa plus simple expression et en conformité avec les dispositions du contrat, elle devra être irrévocable et confirmée par une banque de premier ordre en Italie. Tous les paiements effectués aux agents, représentants ou assistants de commerce d'Athéna ne seront pas effectués avant que les montants ne parviennent à cette dernière.

8.2. Tout retard ou irrégularité dans le paiement à Athéna lui donne le droit de suspendre les livraisons ou de résilier les contrats en cours, même s'ils ne sont pas pertinents aux paiements, ainsi que le droit à l'indemnisation des dommages. Athéna a droit - après la date limite de paiement, sans nécessité de mise en demeure - aux intérêts à la livraison dans la mesure du taux d'escompte applicable dans son pays, augmenté de 7 points.

8.3. L'acheteur doit verser la totalité du paiement en cas de litige ou de controverse. Toutefois, en ce qui concerne les montants contestés, elle a le droit de les déposer dans une banque italienne jusqu'à ce que le litige ait été résolu, en obligeant la banque de transmettre ces sommes à Athéna dans le cas de la résolution des litiges, en faveur de cette dernière. La compensation avec d'éventuels crédits, pouvant s'être produits, envers Athéna, n'est pas permise.

Article 9 RÉSERVE DE PROPRIÉTÉ

9.1. Dans le cas où le paiement doit être effectué - en tout ou en partie - après la livraison, les produits livrés restent de la propriété d'Athéna jusqu'au moment du paiement intégral du prix dans la mesure permise par la loi du pays où les produits se trouvent.

9.2. L'acquéreur s'engage à faire tout le nécessaire pour construire dans son pays une réserve de propriété valable dans la forme la plus vaste possible, ou à s'engager dans une forme similaire de garantie en faveur d'Athéna.

Article 10 FORCE MAJEURE ET ONÉROSITÉ EXCESSIVE

10.1. En cas incendies, effondrements, inondations, manque de fournitures, perturbation, grèves, grèves patronales ou d'autres événements pour cause de force majeure, qui empêchent ou réduisent considérablement la production dans l'établissement Athéna ou bloquent les transports entre l'établissement d'Athéna et la destination des produits, la partie contractante touchée a droit à une prorogation pouvant aller jusqu'à 45 jours (90 dans les pires cas) des conditions de livraison ou de prélèvement des produits, à condition d'avis par écrit immédiatement de la part de l'autre partie au moment de la survenance de l'événement du cas de force majeure.

10.2 Une fois expirés les délais susmentionnés et s'il persiste la situation de force majeure, l'autre partie pourra résilier le contrat, en transmettant un avis écrit par courrier recommandé avec accusé de réception à la partie défaillante. Dans ce cas, cette partie n'aura aucune obli-

gation de payer des dommages-intérêts.

10.3. Si pour une raison imprévue un entrepreneur du secteur avec une expérience normale, trouve que les obligations d'Athéna soient devenues - avant leur exécution - trop onéreuses par rapport à la contre-prestation convenue à l'origine, de manière à modifier le rapport lui-même de plus du 20 pour cent, Athéna peut demander une révision des clauses contractuelles et, en défaut de quoi, de résilier le contrat. Dans ce dernier cas, cependant, les dépenses encourus en rapport avec la résiliation du contrat devront être remboursées à l'acquéreur.

Article 11 RÉSILIATION DU CONTRAT

11.1. L'acquéreur ne peut pas renoncer à sa position dans le contrat ou dans les rapports individuels qui en résultent sans l'approbation écrite du vendeur: Également dans ce cas, l'acquéreur reste conjointement et solidairement responsable avec le cessionnaire pour les obligations cédées.

Article 12 INTERPRÉTATION, MODIFICATIONS, CLAUSES NON VALIDES

12.1. Pour l'interprétation des présentes conditions générales, seul le texte italien de ces dernières fait foi.

12.2. Toutes les pièces jointes ou prémisses sont une partie intégrante des contrats auxquels ils se rapportent. Toute référence aux listes de prix, conditions générales ou autre matériel d'Athéna ou de tiers est réputé se référer aux documents en vigueur au moment du rappel lui-même, sauf indication contraire ; les textes correspondants précédemment en vigueur entre les parties doivent être considéré comme annulés.

12.3. Les déclarations faites ou la conduite des parties durant les négociations ou lors de l'exécution du contrat ne peuvent aider à l'interprétation du contrat auquel elles se rapportent, et dans la mesure où elles ne rentrent pas en conflit avec les présentes conditions générales ou avec les accords signés par les parties lors de la conclusion du contrat en question.

12.4. Sous réserve des dispositions susmentionnées aux articles 2.4. 2.4. et 2.5., toutes les modifications ou ajouts réalisés par les parties à des contrats couverts par les présentes conditions générales doivent être faits par écrit, sous peine de nullité. La dérogation à une ou plusieurs dispositions des présentes conditions générales ne doit pas être interprétée au sens large ou par analogie, et n'implique pas une volonté de renoncer aux conditions dans leur intégralité.

12.5. Toute modification dans les conditions contractuelles convenues entre les parties ne constitue pas novation du contrat, sauf intention contraire exprimée, résultant par écrit.

12.6. En cas de dispositions contractuelles invalides ou inefficaces, le contrat dans son intégralité doit être intégré et interprété comme s'il contenait toutes les clauses qui permettent d'atteindre d'une manière compatible avec le droit, au but essentiel poursuivi par l'accord contenant les clauses en question.

Article 13 TRIBUNAL COMPÉTENT

13.1. Tout litige relatif ou lié à des contrats couverts par les présentes conditions générales est de la compétence exclusive du Tribunal de Vicence ; Athéna aura toutefois la faculté d'agir auprès du Tribunal de l'acquéreur.

Date

Le vendeur

.....

L'acquéreur

.....

On approuve expressément les articles suivants:

Art. 2 - Formation et objet du contrat

Art. 4 - Garantie

Art. 5 - Plaintes

Art. 6 - Règlements techniques et responsabilité du producteur

Art. 7 - Livraison

Art. 8 - Paiement

Art. 9 - Réserve de propriété

Art. 10 - Force majeure et onérosité excessive

Art. 11 - Résiliation du contrat

Art. 13 - Tribunal compétent

L'acquéreur

.....

Article 1

RÈGLEMENT CONTRACTUEL

1.1. Les présentes conditions générales, sauf éventuelles dérogations fixées par écrit, régissent tous les contrats actuels et futurs de la vente entre les parties. Les conditions générales éventuelles de l'acheteur ne s'appliqueront pas aux relations futures entre les parties sauf acceptation expresse par écrit; dans ce cas, toutefois, sauf dérogation accordée par écrit, elles n'excluront pas l'efficacité des présentes conditions générales, avec lesquelles elles devront être coordonnées.

1.2. La référence à d'éventuelles conditions commerciales (EXW, FOB, CIF, etc.) est relative aux Incoterms de la Chambre de Commerce Internationale, en vigueur à la conclusion du contrat.

1.3. Tous les contrats de vente entre les parties, ainsi que les présentes conditions générales, seront régis par la loi italienne, et en particulier par la loi uniforme sur la vente internationale de marchandises, ratifiée par la loi du 21 juin 1971, et par la loi uniforme sur la formation des contrats de vente mobilière corporelle internationale, ratifiée à la même date; les dérogations ou rappels éventuels des parties aux articles spécifiques de la loi italienne n'impliquent pas une exclusion de l'application des lois uniformes susmentionnées du moment qu'ils soient compatibles avec le règlement contractuel.

1.4. Le respect de ces conditions générales, ainsi que tous les contrats et comportements ultérieurs des parties régies par celles-ci, sauf convention contraire expresse par écrit n'impliquent pas la concession à l'acquéreur d'aucuns droits exclusifs ni l'instauration de rapports de concession, commission ou mandat, avec ou sans représentation, comme ils ne confèrent pas à l'acheteur le droit d'utiliser les marques ou signes distinctifs du vendeur, sous toutes leurs formes.

Article 2

FORMATION ET OBJET DU CONTRAT

2.1. Les offres faites par les agents, représentants et auxiliaires de commerce d'Athena S.p.A. n'engagent en aucune sorte jusqu'à ce qu'elles soient confirmées par Athena même.

2.2. L'envoi des présentes conditions générales n'implique pas l'acceptation de toute forme d'offre, dans le cadre des négociations en cours, cependant, lesdites conditions générales remplacent et annulent celles qui ont précédemment proposées par chacune des parties.

2.3. L'envoi de la part d'Athena de listes de prix ou matériel descriptif qui ne présente pas le terme «offre» ou autre équivalent, ne peut être considéré comme une proposition. Le terme «sans engagement», «si disponible» ou des autres termes semblables apposés par Athena n'engagent pas cette dernière aux conditions de l'offre même en cas d'acceptation de l'offre de la part de l'acquéreur, sauf après confirmation écrite ou exécution conforme de la part d'Athena. L'offre est considérée comme ferme ou irrévocable uniquement si elle est qualifiée comme telle par l'acquéreur avec une confirmation écrite précisant une durée de validité de la clause.

2.4. L'acceptation d'un contrat par l'acquéreur, peu importe la façon dont elle est effectuée, implique son adhésion aux présentes conditions générales. Si Athena émet une confirmation de commande, même successivement à la conclusion du contrat, il est réputé que les conditions du contrat correspondent à ceux de la confirmation de la commande, sauf si l'acquéreur en constate immédiatement les différences par écrit.

2.5. L'acceptation sans réserve expresse de la part de l'acquéreur des produits non conformes au type ou à la quantité envoyés à des conditions différentes de celles contenues dans la demande de l'acquéreur, implique l'acceptation par celui-ci de la fourniture et des conditions proposées par Athena. Les réserves susmentionnées (même si elles sont formulées sous la forme de précision ou de rectification des conditions de fourniture) ne seront pas efficaces à moins d'être formulées par écrit par l'acquéreur, immédiatement après réception des marchandises.

2.6. Tous les enregistrements ou transcriptions demandées par les États contractants ou dans le pays de destination des marchandises pour donner plein effet aux contrats réglementés par ces conditions générales, ou à une de leurs clauses, devront être faits par l'acquéreur à ses propres frais et soins.

Article 3

ÉCHANTILLONS, DESSINS ET DOCUMENTS TECHNIQUES

3.1. Les poids, dimensions, capacités, prix, rendements, couleurs et autres données contenues dans les catalogues, brochures, circulaires, annonces, illustrations, listes de prix ou autres documents d'illustration d'Athéna, ainsi que les caractéristiques des échantillons et modèles de cette dernière a envoyé à l'acquéreur, ont un caractère d'indications approximatives. Ces données ne sont pas contraignantes, sauf dans la mesure où elles sont expressément mentionnées comme telles dans l'offre ou dans l'acceptation écrite d'Athena.

3.2. Dans le cas où l'offre ou l'acceptation de l'acquéreur font référence à un échantillon offert par Athena, il est réputé que l'acquéreur, sauf convention contraire expresse par écrit, est lié dans son approvisionnement aux caractéristiques de l'échantillon dans les limites décrites dans la section 3.1.

3.3. Dans le cas où Athéna réfère sa fourniture à un échantillon fourni par l'acheteur Athena même - sauf accord contraire par écrit - sera responsable de la conformité de sa performance (dans les limites susmentionnées dans la section 3.1.) aux seules caractéristiques apparentes de l'échantillon.

3.4. Tout dessin ou document technique permettant la fabrication ou le montage des produits

vendus ou de leurs parties et étant remis à l'acquéreur, qu'il s'agisse d'avant ou après la stipulation du contrat, demeure l'exclusive propriété d'Athena. Ces dessins ou documents ne peuvent pas être utilisés par l'acquéreur ou copiés, reproduits, transmis ou communiqués à des tiers sans le consentement écrit d'Athena.

Article 4

GARANTIE

4.1. En dehors de la portée des articles précédents, et sauf tel que convenu par écrit selon le cas entre les parties, Athena assure la conformité des produits fournis à ce qui a été expressément convenu. La garantie pour les défauts est limitée aux défauts des produits résultant de défauts de conception, de matériau ou de construction qu'on peut ramener à Athéna, et ne s'applique pas si l'acquéreur ne donne pas la preuve qu'il a fait une bonne utilisation, entretien et entreposage des produits et ne les a pas modifiés ou réparés sans le consentement de la part d'Athena.

4.2. La période de garantie est limitée à 12 mois à compter de la date de la livraison, et fait l'objet de la plainte régulière faite par l'acquéreur conformément à l'article suivant, ainsi que l'expresse demande écrite à Athena d'effectuer une demande de garantie. En vertu de cette demande Athena doit (à son choix), dans un délai de temps raisonnable dû à l'entité de la contestation, alternativement:

- fournir gratuitement EXW à l'acquéreur des produits du même genre et quantité que ceux trouvés défectueux ou non conformes aux spécifications convenues, Athéna, dans ce cas peut exiger, à la charge de l'acquéreur, le rendement des produits défectueux, qui deviennent de sa propriété;
- réparer le produit défectueux à ses propres frais, ou un changement qui n'est pas conforme à celui convenu, en effectuant les opérations ci-dessus sur le site ou dans ses usines; en ce cas tous les coûts liés au transport des produits seront supportés par l'acquéreur;
- payer des dommages à l'acquéreur, en l'accréditant un montant égal au coût de la réparation ou modification du produit auprès de leurs établissements;
- indiquer par écrit la résiliation du contrat, offrant de rembourser le prix contre le retour des produits fournis.

Sauf faute grave ou intentionnelle de la part d'Athena, le remboursement éventuel pour tout dommage causé à l'acheteur ne peut pas dépasser le prix facturé des marchandises contestées.

4.3. Tous les produits Racing utilisés à des fins anarchiques ne sont soumis à aucune garantie. Athena en décline toute responsabilité.

4.4. La garantie visée au présent article est en lieu et place des garanties juridiques pour les défauts et la conformité et exclut toute autre responsabilité d'Athena pouvant résulter des produits fournis, en particulier, l'acquéreur ne doit pas faire d'autres revendications d'indemnisation pour les dommages, ou la résiliation du contrat. Passée la période de garantie aucune réclamation ne peut être invoquée contre Athena.

Article 5

PLAINTES

5.1. Sous réserve, en tant qu'applicables, les dispositions de la loi du 21 Juin 1971, en vertu de l'article. 1:

- les plaintes concernant la quantité, poids, valeur de tare, couleur ou défauts de qualité ou de non-conformité que l'acquéreur a pu détecter dès qu'il est entré en possession des marchandises, doivent être effectuées par l'acquéreur dans un court délai à partir du moment où les marchandises ont été reçues à la destination et en toute éventualité, sous peine de déchéance, au plus tard 15 jours à partir de ce moment-là;
- les vices, les défauts ou non-conformités cachés (ceux qui ne sont pas identifiés sur la base de la vérification exigée par la loi et par le présent paragraphe à l'acquéreur) doivent être signalés dans un bref délai de découverte et dans tous les cas, sous peine de déchéance, au plus tard 12 mois après la date de livraison.

5.2. Les réclamations doivent être faites par lettre recommandée adressée à Athéna, et doivent décrire en détail les défauts ou non-conformités contestées. Ils doivent également contenir une estimation du coût de la réparation ou de la modification de produits sur le site lorsque cela est possible. En l'absence de ces conditions, les plaintes n'ont aucune validité.

5.3. Si la réclamation s'avère infondée, l'acquéreur devra indemniser à Athéna toutes les dépenses engagées par lui pour en déterminer la constatation (voyage, études, etc.); l'acquéreur aura la même obligation si la plainte ne s'avère que partiellement fondée, pour un pourcentage supérieure à 30 pour cent par rapport aux contestations faites à l'origine.

5.4. Pour les marchandises retournées en raison de commandes reçues incorrectes de votre part nous serons forcés à appliquer sur notre note de crédit une déduction de 15% sur la valeur de la marchandise retournée avec un minimum de € 20,00.

Article 6

RÈGLEMENTS TECHNIQUES ET RESPONSABILITÉ DU PRODUCTEUR

6.1. Pourvu qu'en ce qui concerne les caractéristiques des produits Athena l'on adhère aux normes législatives et techniques en vigueur en Italie, l'acheteur assume entièrement le risque de divergence entre les règles italiennes et celles du pays de destination des produits, en préservant l'indemnité d'Athena.

6.2. Athéna est responsable des dommages causés aux personnes ou aux biens résultant de

produits vendus uniquement en cas de négligence grave avérée dans la fabrication des ses produits, mais en aucun cas ne pourra être tenue responsable des dommages indirects ou consécutifs, de la perte de production ou des profits.

6.3. Nonobstant ce qui précède, l'acquéreur devra indemniser Athéna dans toutes les actions de tiers fondées sur la responsabilité découlant des produits vendus et verser une indemnité pour les dommages découlant des réclamations en question, Athéna pourra impliquer l'acquéreur - qui, en retour devra prendre toutes les mesures nécessaires pour l'action - dans le jugement intenté par des tiers.

Article 7 LIVRAISON

7.1. Sauf différente convention écrite, la vente est faite FOB: même s'il est convenu qu'Athéna s'occupe de l'expédition (ou une partie de celle-ci), dans lequel cas, il agira comme un représentant de l'acquéreur, dans l'accord visant que le transport sera effectué aux frais et risques de ce dernier.

7.2. En cas de retard de livraison, l'acquéreur peut annuler la partie non livrée de la commande seulement après en avoir communiqué à Athéna l'intention, par courrier recommandé avec accusé de réception, et lui avoir accordé 15 jours ouvrables suivant la réception de cette notification, dans la limite desquels Athéna livrera les produits spécifiés dans la demande et non déjà livrés. Toute forme de responsabilité pour les dommages résultant d'un retard ou défaut de livraison, en totalité ou en partie, est de toute façon exclue.

7.3. Sauf convention contraire, la livraison FOB des produits arrive à travers un avis écrit (y compris par télex) à l'acquéreur que les produits sont à sa disposition ; l'acquéreur aura jours à compter de l'envoi du présent avis afin d'en assurer le retrait.

7.4. Si l'acquéreur ne procède pas au retrait des produits dans les délais prévus à l'alinéa précédent, Athéna s'engage à rembourser les coûts d'entreposage, pour un montant forfaitaire fixé à 10% de la facture aux produits mêmes pour chaque semaine de retard; après 30 jours Athéna pourra également vendre les produits par n'importe quel moyen, au nom de l'acquéreur, en retenant la totalité du prix dû (quelles que soient les conditions de paiement convenues) ainsi que les dépenses engagées.

Article 8 PAIEMENT

8.1. Le paiement doit être fait, sauf accord contraire par écrit, exigible à la livraison ou de la manière et conditions précisés selon les offres. En cas de paiement par lettre de crédit, cette dernière devra être ouverte peu de temps après la conclusion du contrat dans sa plus simple expression et en conformité avec les dispositions du contrat, elle devra être irrévocable et confirmée par une banque de premier ordre en Italie. Tous les paiements effectués aux agents, représentants ou assistants de commerce d'Athéna ne seront pas effectués avant que les montants ne parviennent à cette dernière.

8.2. Tout retard ou irrégularité dans le paiement à Athéna lui donne le droit de suspendre les livraisons ou de résilier les contrats en cours, même s'ils ne sont pas pertinents aux paiements, ainsi que le droit à l'indemnisation des dommages. Athéna a droit - après la date limite de paiement, sans nécessité de mise en demeure - aux intérêts à la livraison dans la mesure du taux d'escompte applicable dans son pays, augmenté de 7 points.

8.3. L'acheteur doit verser la totalité du paiement en cas de litige ou de controverse. Toutefois, en ce qui concerne les montants contestés, elle a le droit de les déposer dans une banque italienne jusqu'à ce que le litige ait été résolu, en obligeant la banque de transmettre ces sommes à Athéna dans le cas de la résolution des litiges, en faveur de cette dernière. La compensation avec d'éventuels crédits, pouvant s'être produits, envers Athéna, n'est pas permise.

Article 9 RÉSERVE DE PROPRIÉTÉ

9.1. Dans le cas où le paiement doit être effectué - en tout ou en partie - après la livraison, les produits livrés restent de la propriété d'Athéna jusqu'au moment du paiement intégral du prix dans la mesure permise par la loi du pays où les produits se trouvent.

9.2. L'acquéreur s'engage à faire tout le nécessaire pour construire dans son pays une réserve de propriété valable dans la forme la plus vaste possible, ou à s'engager dans une forme similaire de garantie en faveur d'Athéna.

Article 10 FORCE MAJEURE ET ONÉROSITÉ EXCESSIVE

10.1. En cas incendies, effondrements, inondations, manque de fournitures, perturbation, grèves, grèves patronales ou d'autres événements pour cause de force majeure, qui empêchent ou réduisent considérablement la production dans l'établissement Athéna ou bloquent les transports entre l'établissement d'Athéna et la destination des produits, la partie contractante touchée a droit à une prorogation pouvant aller jusqu'à 45 jours (90 dans les pires cas) des conditions de livraison ou de prélèvement des produits, à condition d'avis par écrit immédiatement de la part de l'autre partie au moment de la survenance de l'événement du cas de force majeure.

10.2 Une fois expirés les délais susmentionnés et s'il persiste la situation de force majeure, l'autre partie pourra résilier le contrat, en transmettant un avis écrit par courrier recommandé avec accusé de réception à la partie défaillante. Dans ce cas, cette partie n'aura aucune obli-

gation de payer des dommages-intérêts.

10.3. Si pour une raison imprévue un entrepreneur du secteur avec une expérience normale, trouve que les obligations d'Athéna soient devenues - avant leur exécution - trop onéreuses par rapport à la contre-prestation convenue à l'origine, de manière à modifier le rapport lui-même de plus du 20 pour cent, Athéna peut demander une révision des clauses contractuelles et, en défaut de quoi, de résilier le contrat. Dans ce dernier cas, cependant, les dépenses encourus en rapport avec la résiliation du contrat devront être remboursées à l'acquéreur.

Article 11 RÉSILIATION DU CONTRAT

11.1. L'acquéreur ne peut pas renoncer à sa position dans le contrat ou dans les rapports individuels qui en résultent sans l'approbation écrite du vendeur: Également dans ce cas, l'acquéreur reste conjointement et solidairement responsable avec le cessionnaire pour les obligations cédées.

Article 12 INTERPRÉTATION, MODIFICATIONS, CLAUSES NON VALIDES

12.1. Pour l'interprétation des présentes conditions générales, seul le texte italien de ces dernières fait foi.

12.2. Toutes les pièces jointes ou prémisses sont une partie intégrante des contrats auxquels ils se rapportent. Toute référence aux listes de prix, conditions générales ou autre matériel d'Athéna ou de tiers est réputé se référer aux documents en vigueur au moment du rappel lui-même, sauf indication contraire ; les textes correspondants précédemment en vigueur entre les parties doivent être considéré comme annulés.

12.3. Les déclarations faites ou la conduite des parties durant les négociations ou lors de l'exécution du contrat ne peuvent aider à l'interprétation du contrat auquel elles se rapportent, et dans la mesure où elles ne rentrent pas en conflit avec les présentes conditions générales ou avec les accords signés par les parties lors de la conclusion du contrat en question.

12.4. Sous réserve des dispositions susmentionnées aux articles 2.4. 2.4. et 2.5., toutes les modifications ou ajouts réalisés par les parties à des contrats couverts par les présentes conditions générales doivent être faits par écrit, sous peine de nullité. La dérogation à une ou plusieurs dispositions des présentes conditions générales ne doit pas être interprétée au sens large ou par analogie, et n'implique pas une volonté de renoncer aux conditions dans leur intégralité.

12.5. Toute modification dans les conditions contractuelles convenues entre les parties ne constitue pas novation du contrat, sauf intention contraire exprimée, résultant par écrit.

12.6. En cas de dispositions contractuelles invalides ou inefficaces, le contrat dans son intégralité doit être intégré et interprété comme s'il contenait toutes les clauses qui permettent d'atteindre d'une manière compatible avec le droit, au but essentiel poursuivi par l'accord contenant les clauses en question.

Article 13 TRIBUNAL COMPÉTENT

13.1. Tout litige relatif ou lié à des contrats couverts par les présentes conditions générales est de la compétence exclusive du Tribunal de Vicence ; Athéna aura toutefois la faculté d'agir auprès du Tribunal de l'acquéreur.

Date

Le vendeur

.....

L'acquéreur

.....

On approuve expressément les articles suivants:

- Art. 2 - Formation et objet du contrat
- Art. 4 - Garantie
- Art. 5 - Plaintes
- Art. 6 - Règlements techniques et responsabilité du producteur
- Art. 7 - Livraison
- Art. 8 - Paiement
- Art. 9 - Réserve de propriété
- Art. 10 - Force majeure et onérosité excessive
- Art. 11 - Résiliation du contrat
- Art. 13 - Tribunal compétent

L'acquéreur

.....